



US00D923356S

(12) **United States Design Patent** (10) **Patent No.:** **US D923,356 S**  
**Wang** (45) **Date of Patent:** **\*\* Jun. 29, 2021**

(54) **TOILET BRUSH HOLDER**

(71) Applicant: **Tao Wang**, Jinhua (CN)

(72) Inventor: **Tao Wang**, Jinhua (CN)

(\*\*) Term: **15 Years**

(21) Appl. No.: **29/745,708**

(22) Filed: **Aug. 7, 2020**

(51) **LOC (13) Cl.** ..... **04-01**

(52) **U.S. Cl.**

USPC ..... **D6/551**; D4/116

(58) **Field of Classification Search**

USPC ..... D6/551, 525, 524; D8/80, 83, 94, 107,  
D8/300; 206/207, 349, 361; D32/40, 42,  
D32/46, 49, 51, 52; D7/541, 555, 615;  
312/206, 207; D4/100, 102, 114, 117,  
D4/118, 121, 130-136, 138, 116;  
4/255.05, 255.11; 15/21.1, 143.1, 145,  
15/159.1, 160, 186-188; 132/120, 142,  
132/313

CPC ..... A47K 17/00; A47K 11/10; A47K 3/001;  
B65D 47/40; A46B 2200/304; A46B  
17/02; A46B 17/06

See application file for complete search history.

(56) **References Cited**

**U.S. PATENT DOCUMENTS**

D25,044 S *	1/1896	Bodine	.....	D21/499
D238,917 S *	2/1976	Grenoble	.....	D4/116
D264,782 S *	6/1982	Thompson	.....	D6/524
D338,400 S *	8/1993	Brown	.....	D28/76
D438,112 S *	2/2001	Keung	.....	D9/448
D625,942 S *	10/2010	Yang	.....	D6/528
D680,355 S *	4/2013	Lai	.....	D6/551
D756,146 S *	5/2016	Green	.....	D6/518
D805,807 S	12/2017	Li		

D816,933 S *	5/2018	Klipshtein	.....	D32/55
D842,004 S	3/2019	Joseph		
D842,660 S *	3/2019	Evans	.....	D7/637
D886,548 S *	6/2020	Evans	.....	D7/637
D889,132 S *	7/2020	Kuang	.....	D4/116
2016/0051951 A1*	2/2016	Gorra	.....	B01F 15/00772 211/70.6

**OTHER PUBLICATIONS**

Amazon.com, HOMTOYOU Toilet Brush and Holder set, May 9, 2020, <https://www.amazon.com/HOMTOYOU-Bathroom-Cleaning-Silicone-Removable/dp/B088D198YZ/> (Year: 2020).\*

\* cited by examiner

*Primary Examiner* — Nathan M Johnston

(74) *Attorney, Agent, or Firm* — ScienBiziP, P.C.

(57) **CLAIM**

The ornamental design for a toilet brush holder, as shown and described.

**DESCRIPTION**

FIG. 1 is a front perspective view of a toilet brush holder, showing my design.

FIG. 2 is a front elevation view thereof.

FIG. 3 is a rear elevation view thereof.

FIG. 4 is a left side elevation view thereof.

FIG. 5 is a right side elevation view thereof.

FIG. 6 is a top plan view thereof.

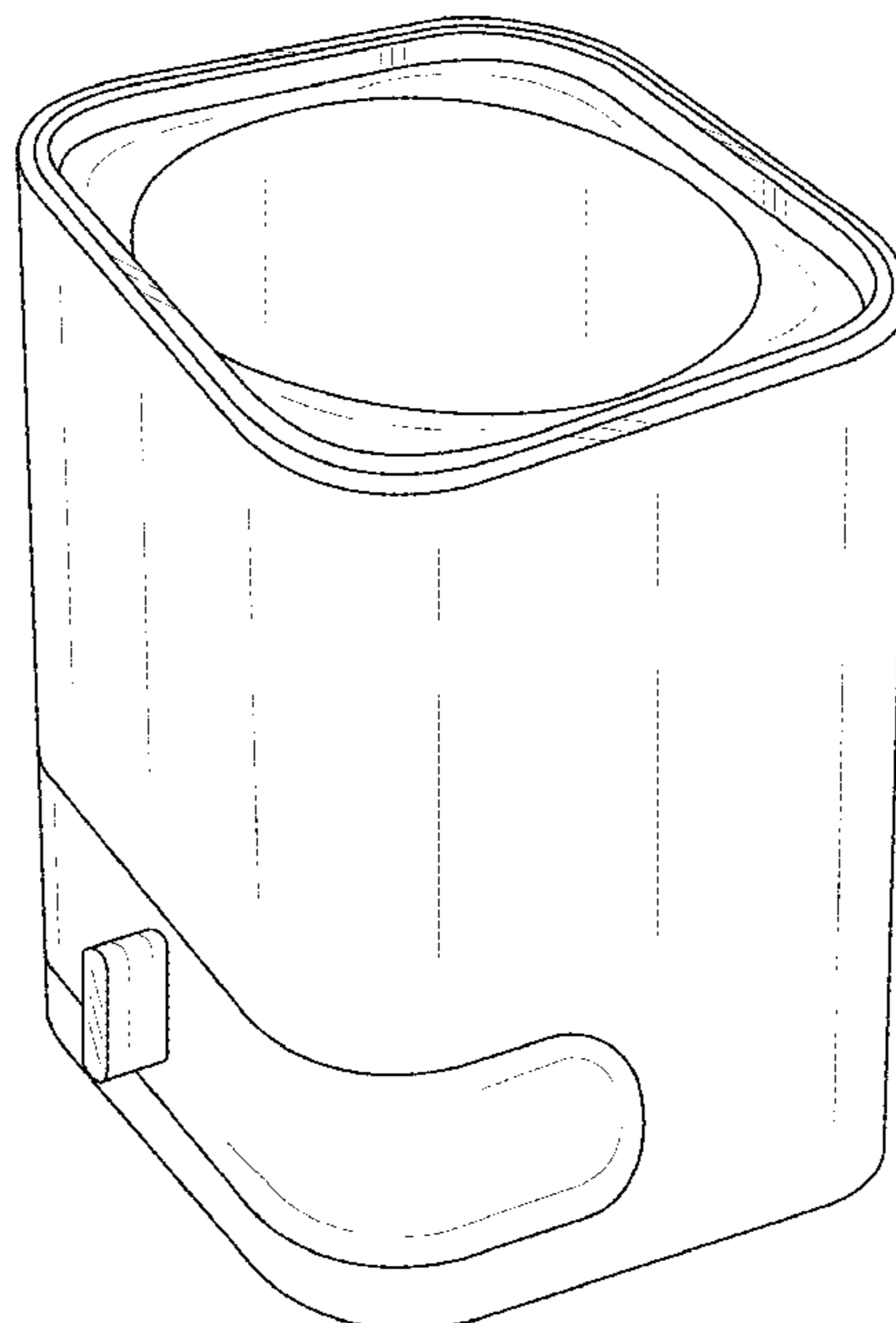
FIG. 7 is a bottom plan view thereof; and,

FIG. 8 is a perspective view of the toilet brush holder of FIG. 1 wherein a drawer of the toilet brush holder is opened.

The dashed lines immediately adjacent to the shaded areas in the figures represent the boundaries of the claimed design.

The dashed lines in the figures illustrate the portions of the design that form no part of the claimed design. None of the broken lines form any part of the claimed design.

**1 Claim, 8 Drawing Sheets**



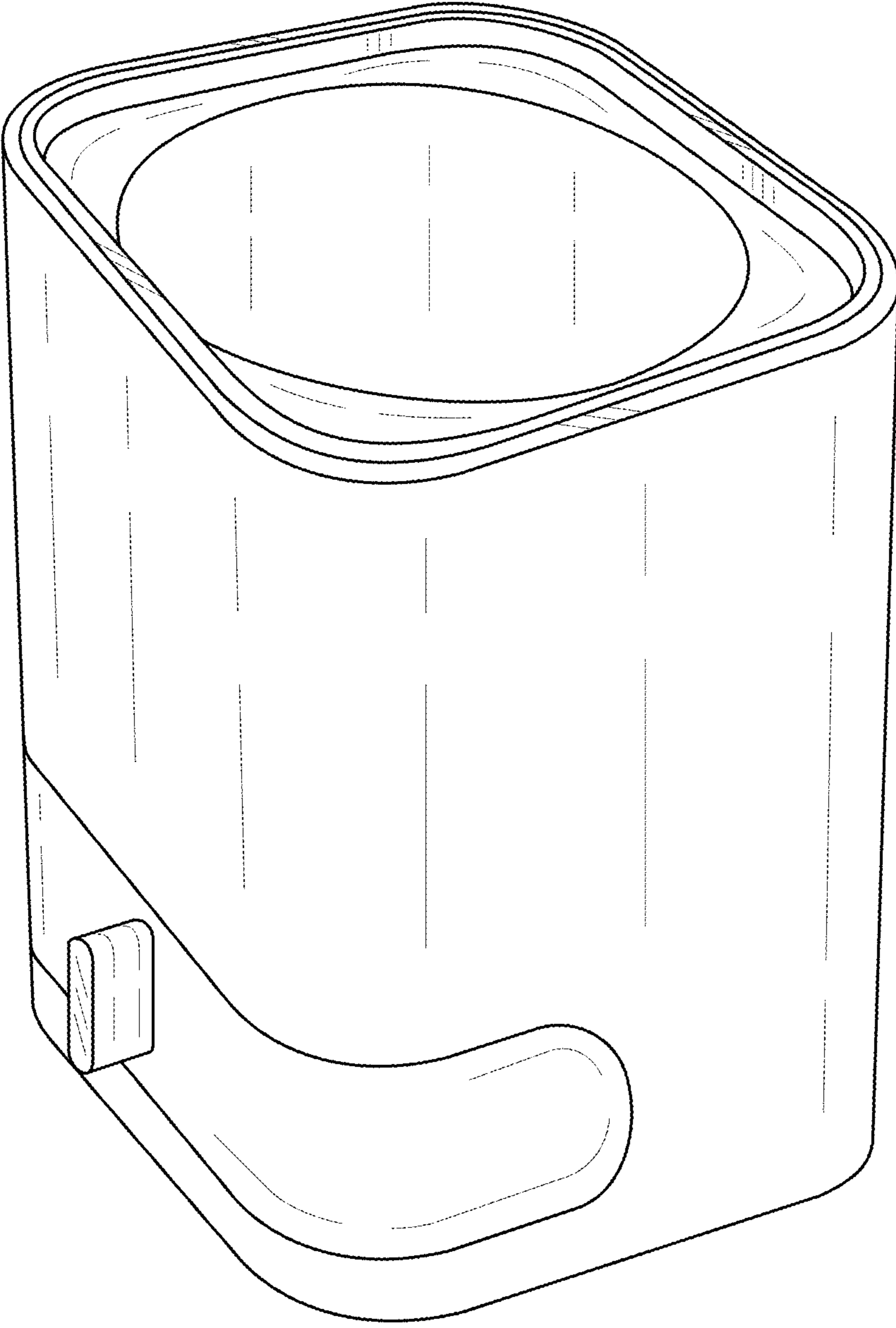


FIG.1

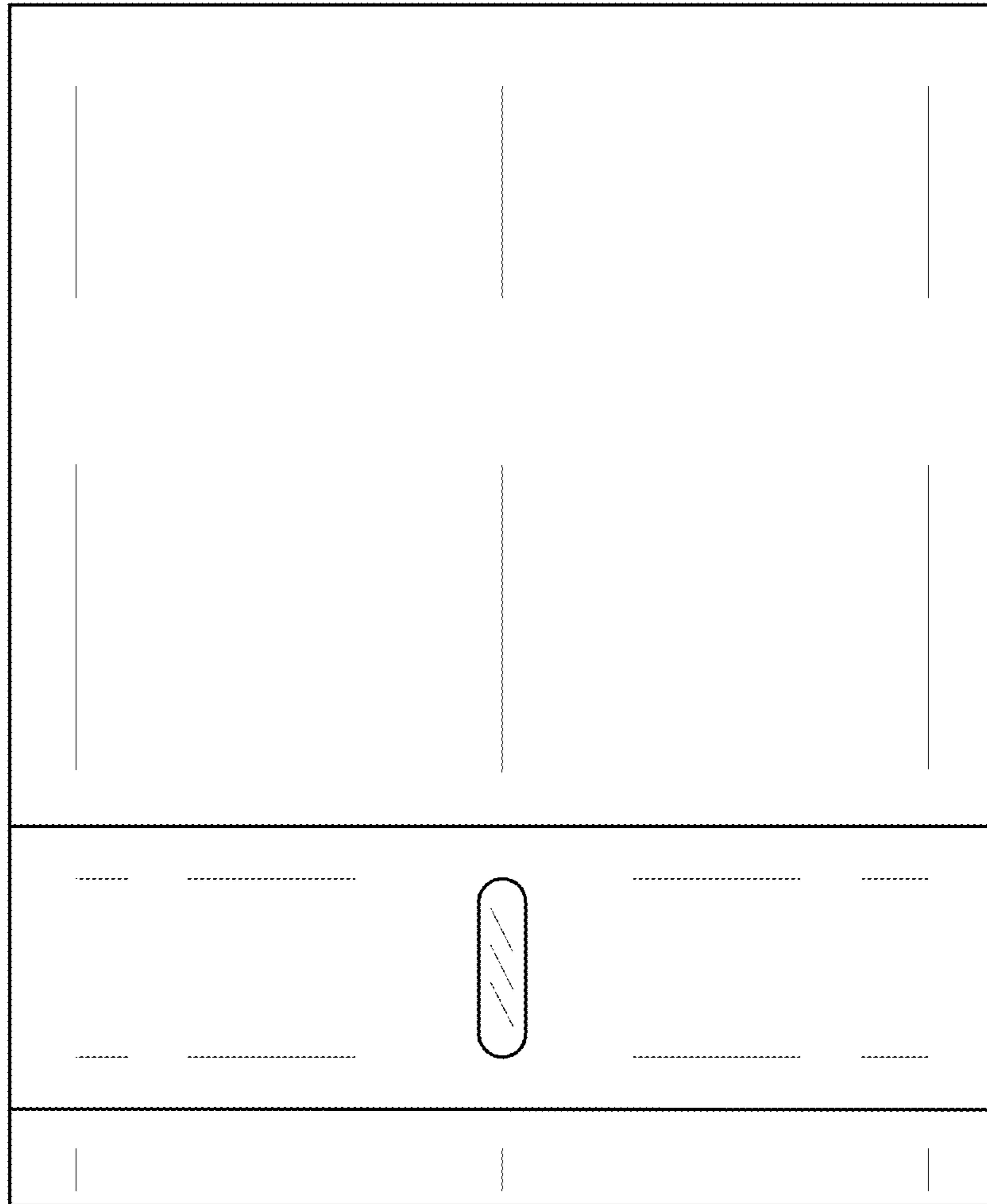


FIG.2

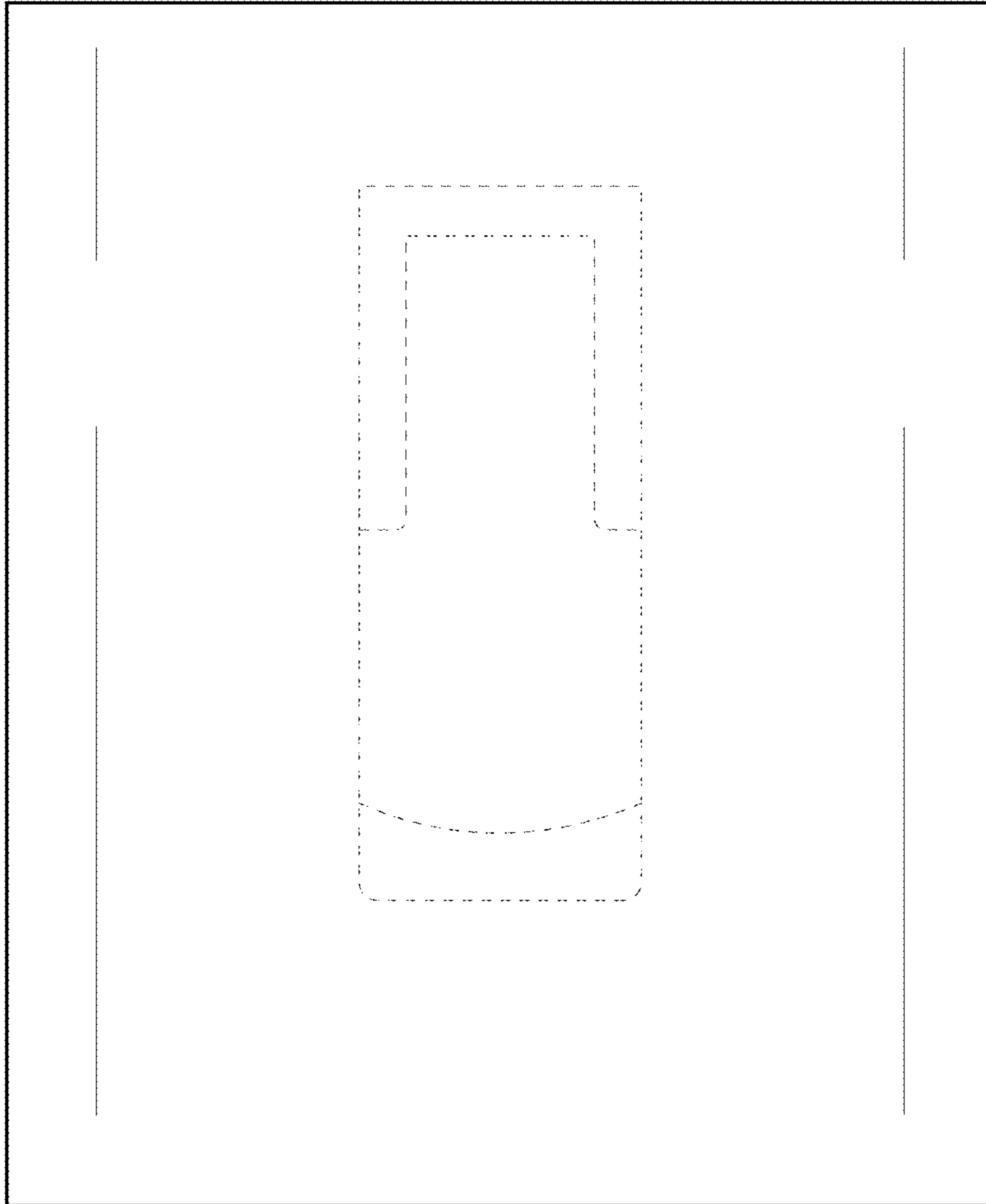


FIG.3




FIG.4

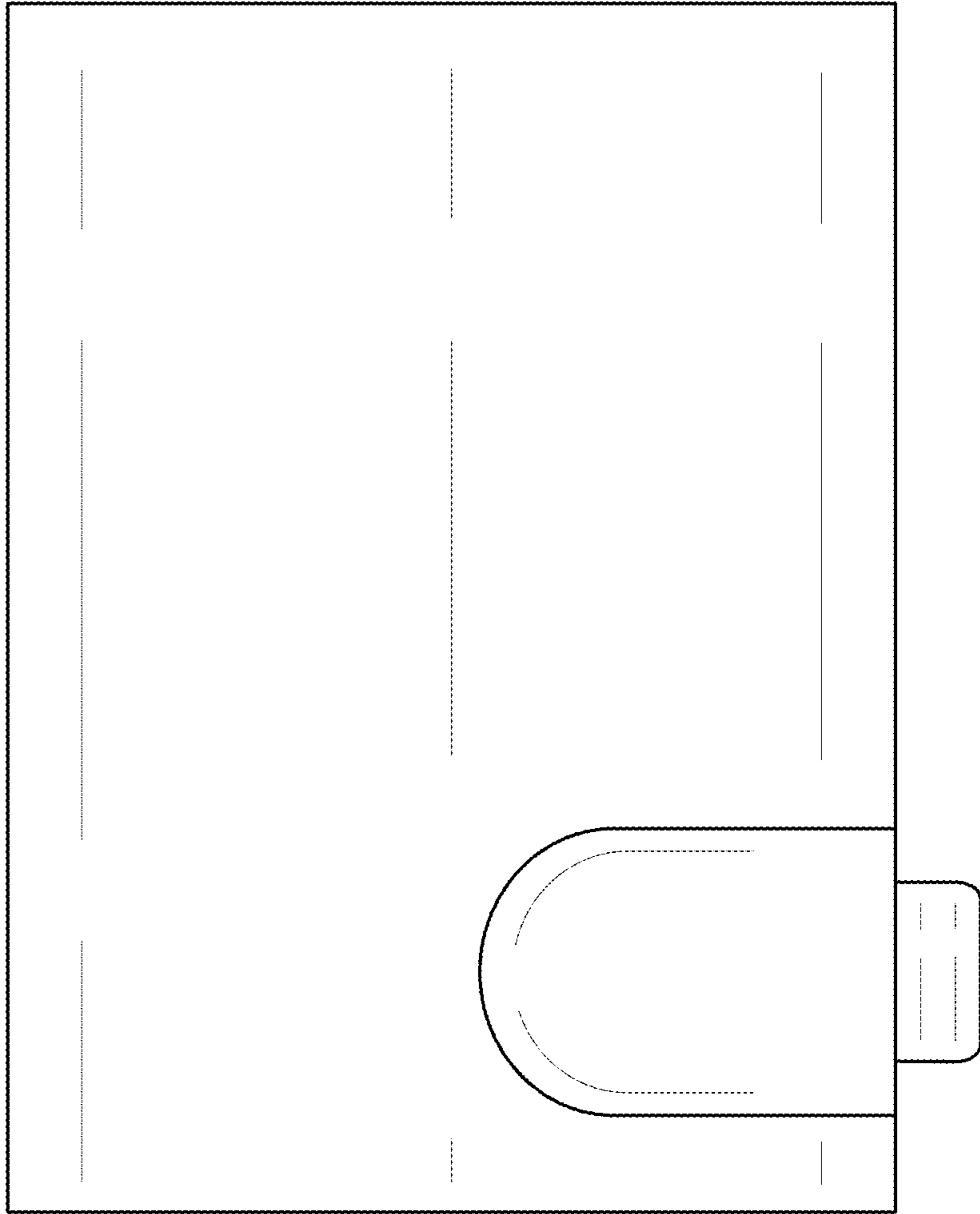


FIG.5

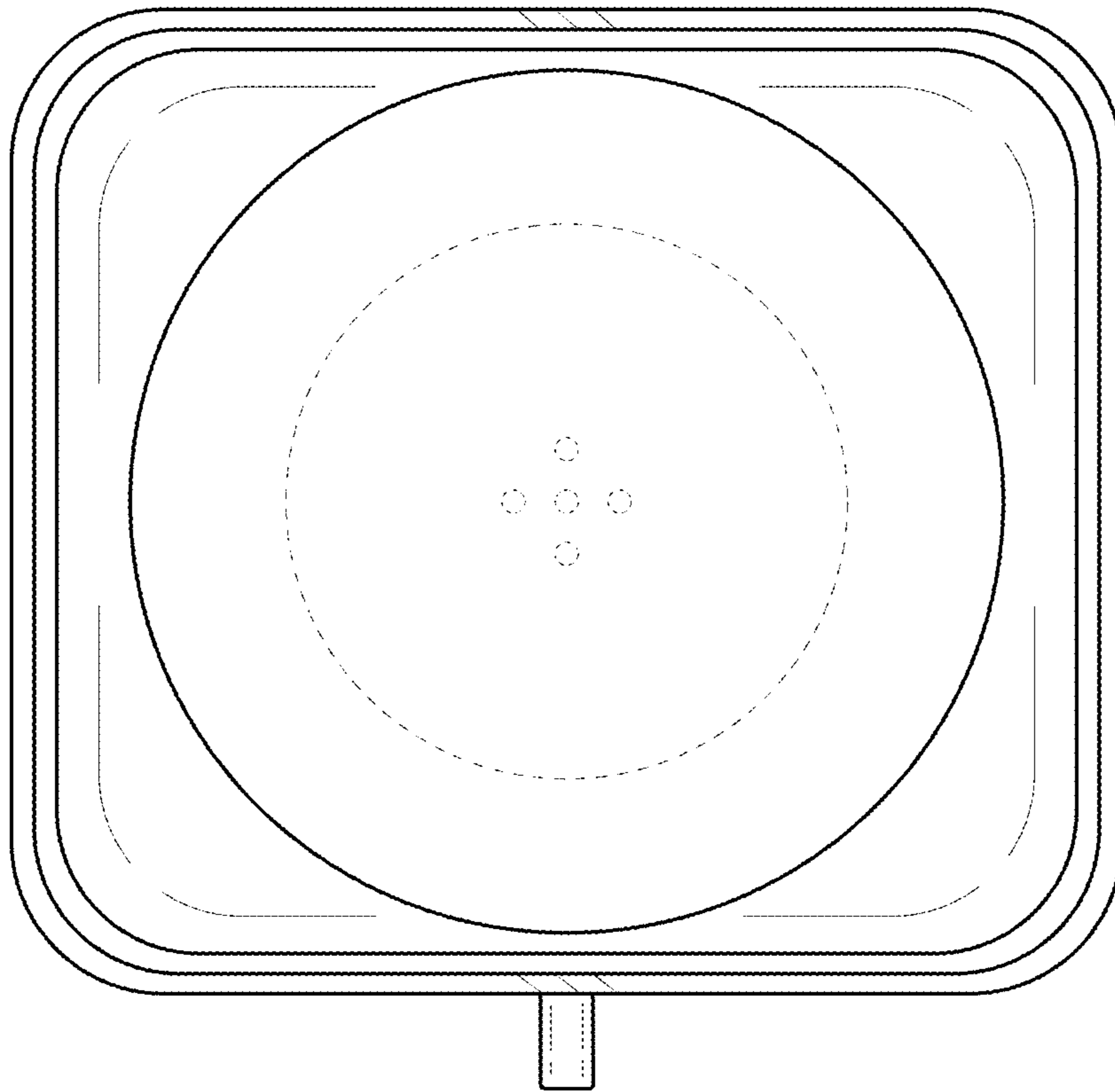


FIG.6

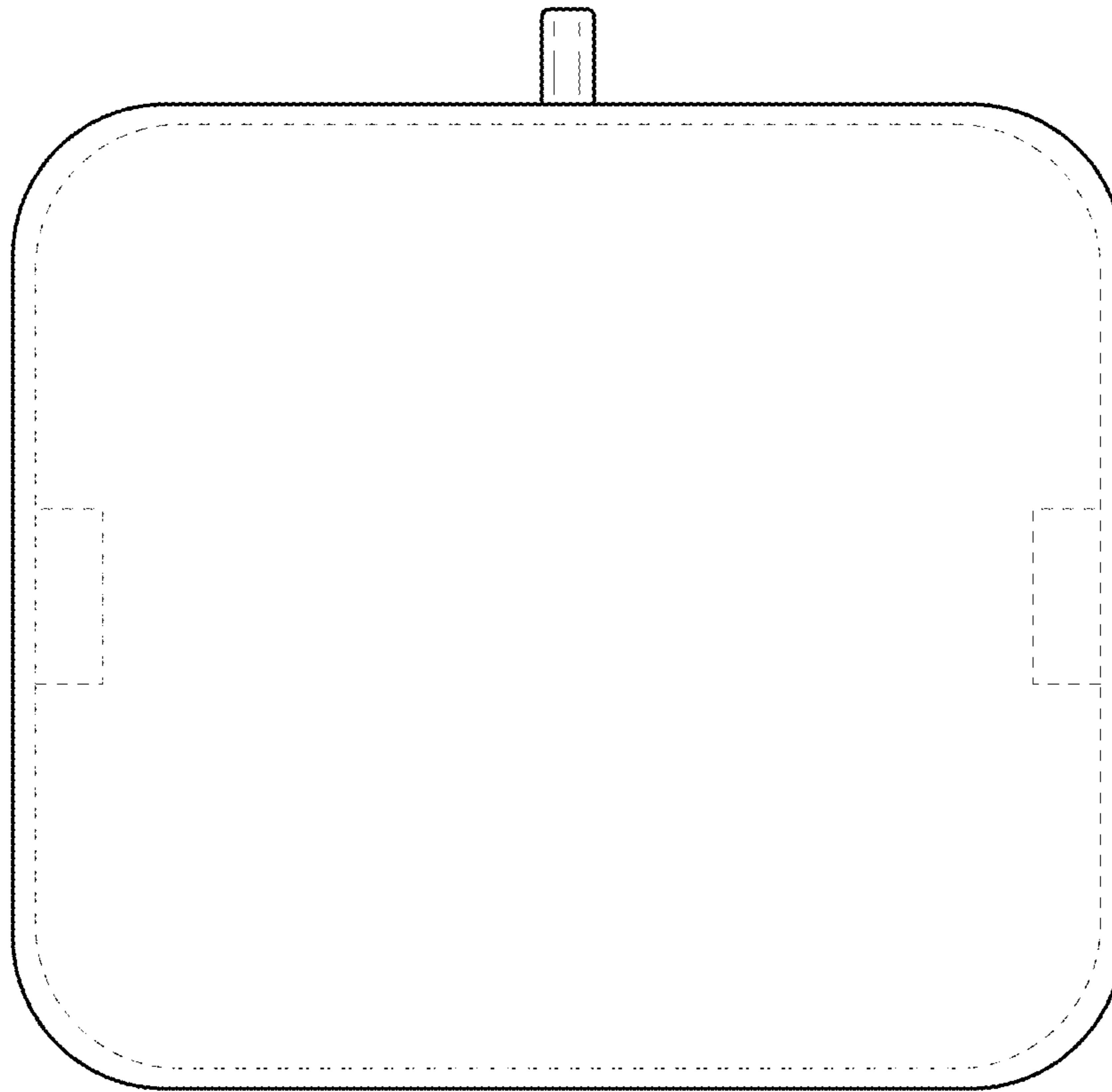


FIG. 7



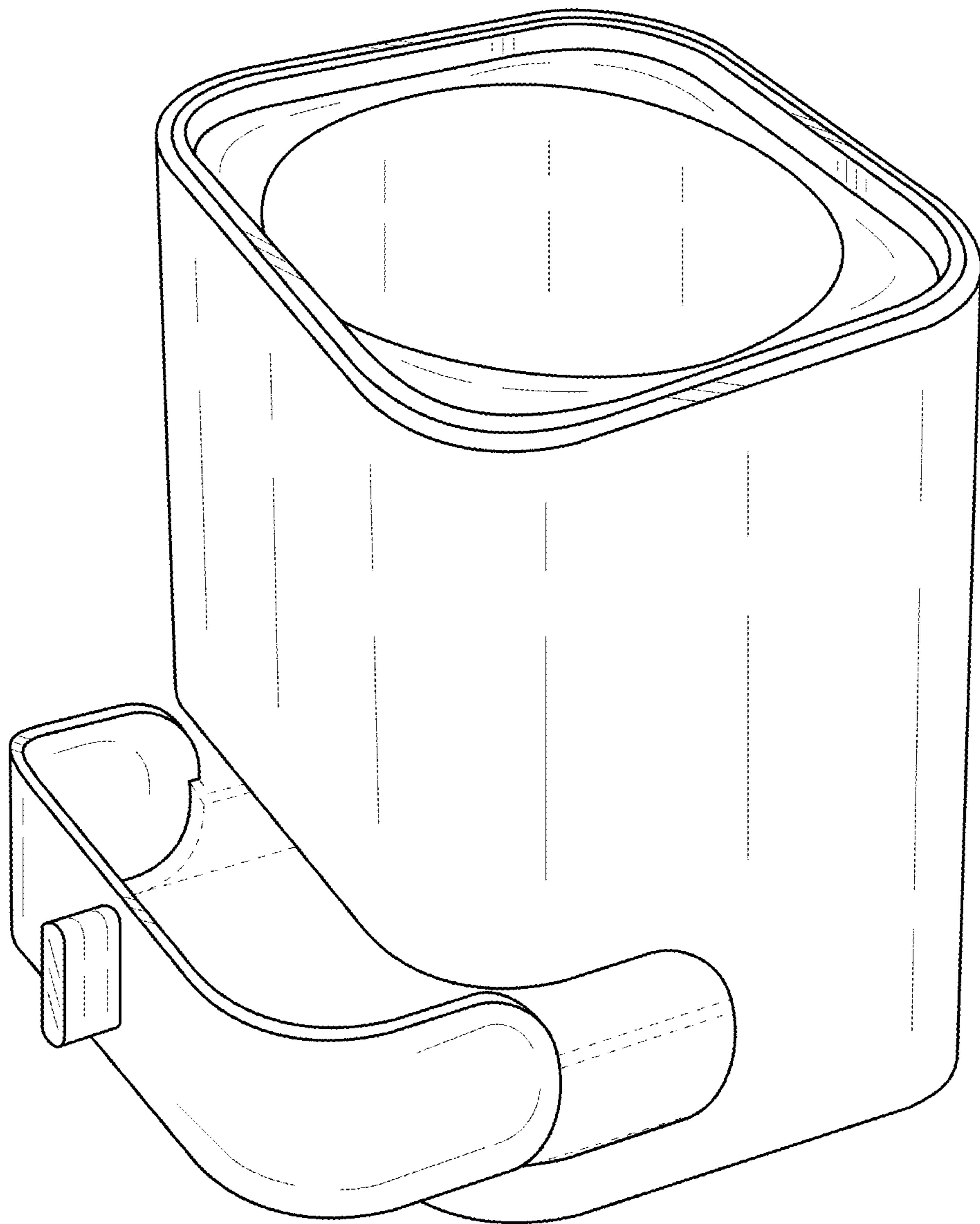


FIG.8