



US00D923347S

(12) **United States Design Patent**  
**Xiao**

(10) **Patent No.:** **US D923,347 S**

(45) **Date of Patent:** **\*\* Jun. 29, 2021**

(54) **STOOL**

D809,310 S 2/2018 Mathur et al.  
D865,384 S 11/2019 Cao  
D865,385 S 11/2019 Cao

(71) Applicant: **TAIZHOU SUKK FURNITURE CO., LTD**, Zhejiang (CN)

(72) Inventor: **Shuangshuang Xiao**, Zhejiang (CN)

(73) Assignee: **TAIZHOU SUKK FURNITURE CO., LTD**, Taizhou (CN)

(\*\*) Term: **15 Years**

(21) Appl. No.: **29/769,196**

(22) Filed: **Feb. 4, 2021**

(51) **LOC (13) Cl.** ..... **06-01**

(52) **U.S. Cl.**  
USPC ..... **D6/351**

(58) **Field of Classification Search**  
USPC ..... D6/349–353, 708.11, 708.2, 692, 692.3,  
D6/358, 597; D11/152–154, 158  
CPC ..... A47C 16/02–04  
See application file for complete search history.

(56) **References Cited**

**U.S. PATENT DOCUMENTS**

D234,477 S *	3/1975	Lockhardt	.....	D6/349
D406,470 S *	3/1999	Lin	.....	D6/349
D449,455 S *	10/2001	Rheault	.....	D6/349
D579,675 S *	11/2008	Paterson	.....	D6/349
D579,816 S *	11/2008	Lambert	.....	D11/152
D586,574 S *	2/2009	Gomree	.....	D6/350
D595,968 S *	7/2009	Korban	.....	D6/349
D605,553 S *	12/2009	White	.....	D11/155
D717,201 S *	11/2014	Thuma	.....	D11/152
D771,963 S	11/2016	Patel		

**OTHER PUBLICATIONS**

RYNQ217 white color carved porcelain lawn stool for outdoor with lion handle, [online] Retrieved May 4, 2021 from URL: <http://ceramicstool.com/index.php/product-detail/rynq217-white-color-carved-porcelain-lawn-stool-for-outdoor-with-lion-handle/>.  
Nagle Ceramic Garden Stool [online] Retrieved May 4, 2021 from URL: <https://www.wayfair.com/furniture/pdp/three-posts-nagle-ceramic-garden-stool-trpt1914.html>.

\* cited by examiner

*Primary Examiner* — Vy N Koenig

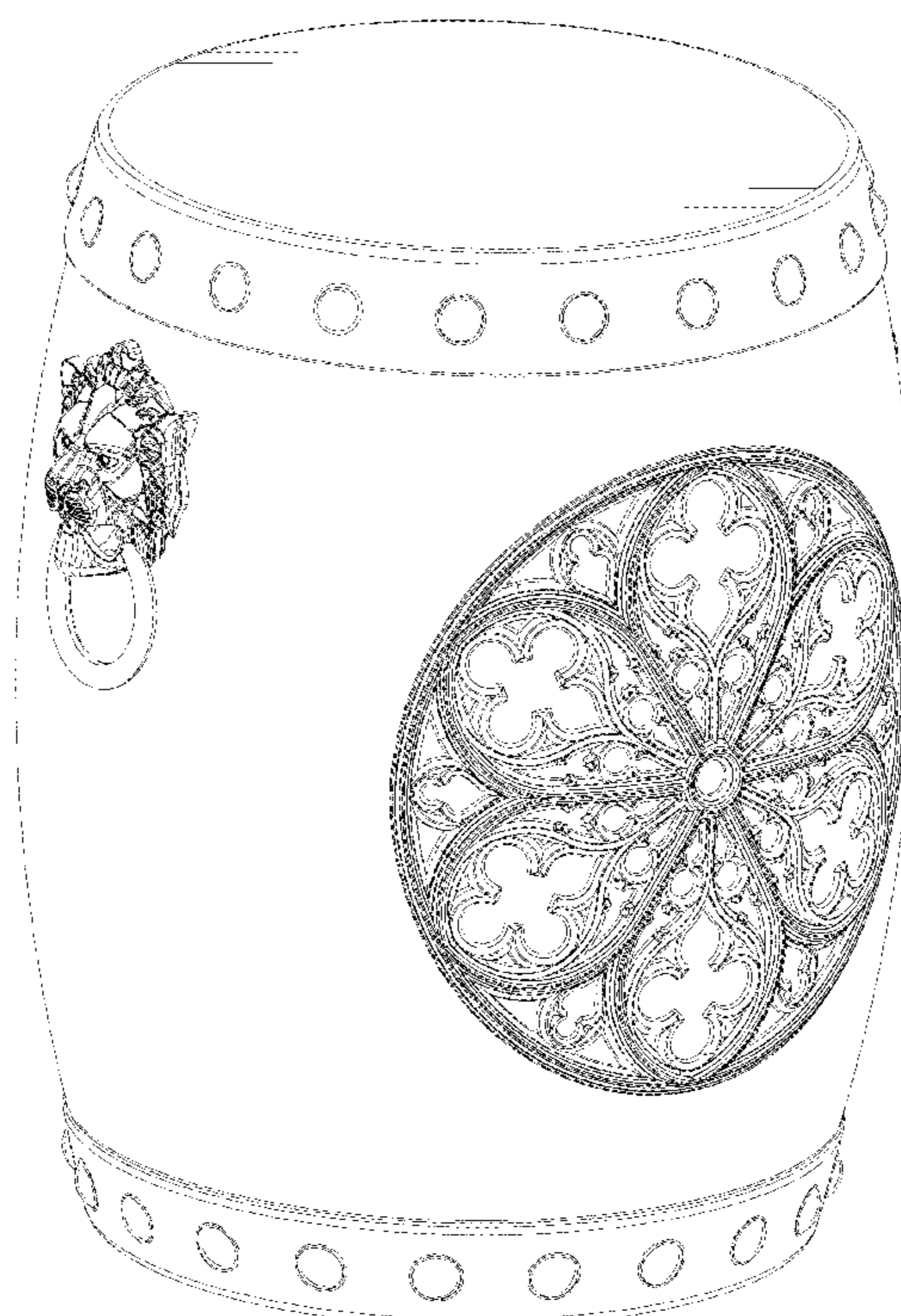
(57) **CLAIM**

The ornamental design for a stool, as shown and described.

**DESCRIPTION**

FIG. 1 is a perspective view of a stool showing my new design;  
FIG. 2 is a front elevational view thereof;  
FIG. 3 is a rear elevational view thereof;  
FIG. 4 is a left side elevational view thereof;  
FIG. 5 is a right side elevational view thereof;  
FIG. 6 is a top plan view thereof; and,  
FIG. 7 is a bottom plan view thereof.  
The broken lines in the drawings depict portions of the stool that form no part of the claimed design.

**1 Claim, 7 Drawing Sheets**



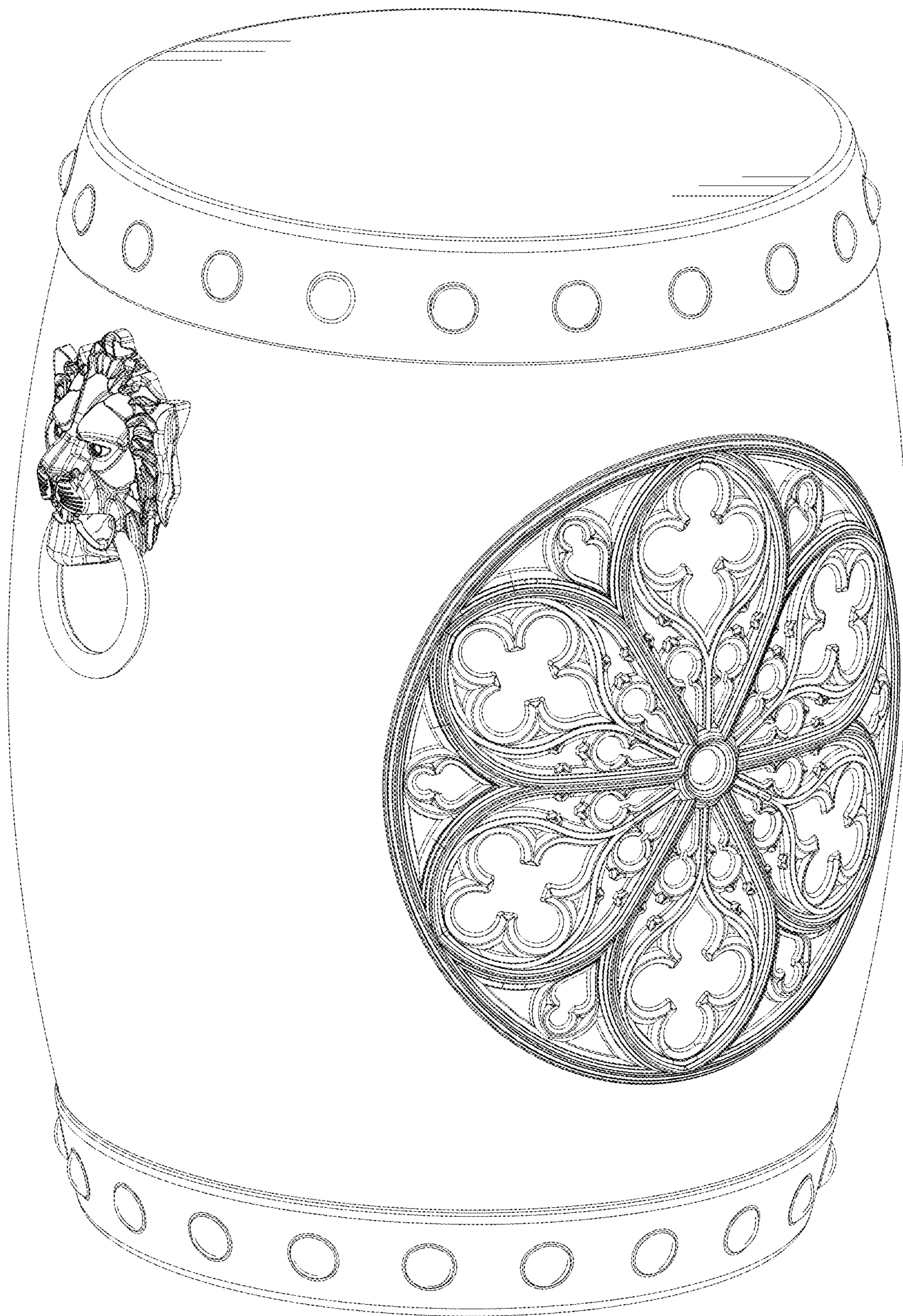


FIG. 1




FIG. 2




FIG. 3




FIG. 4

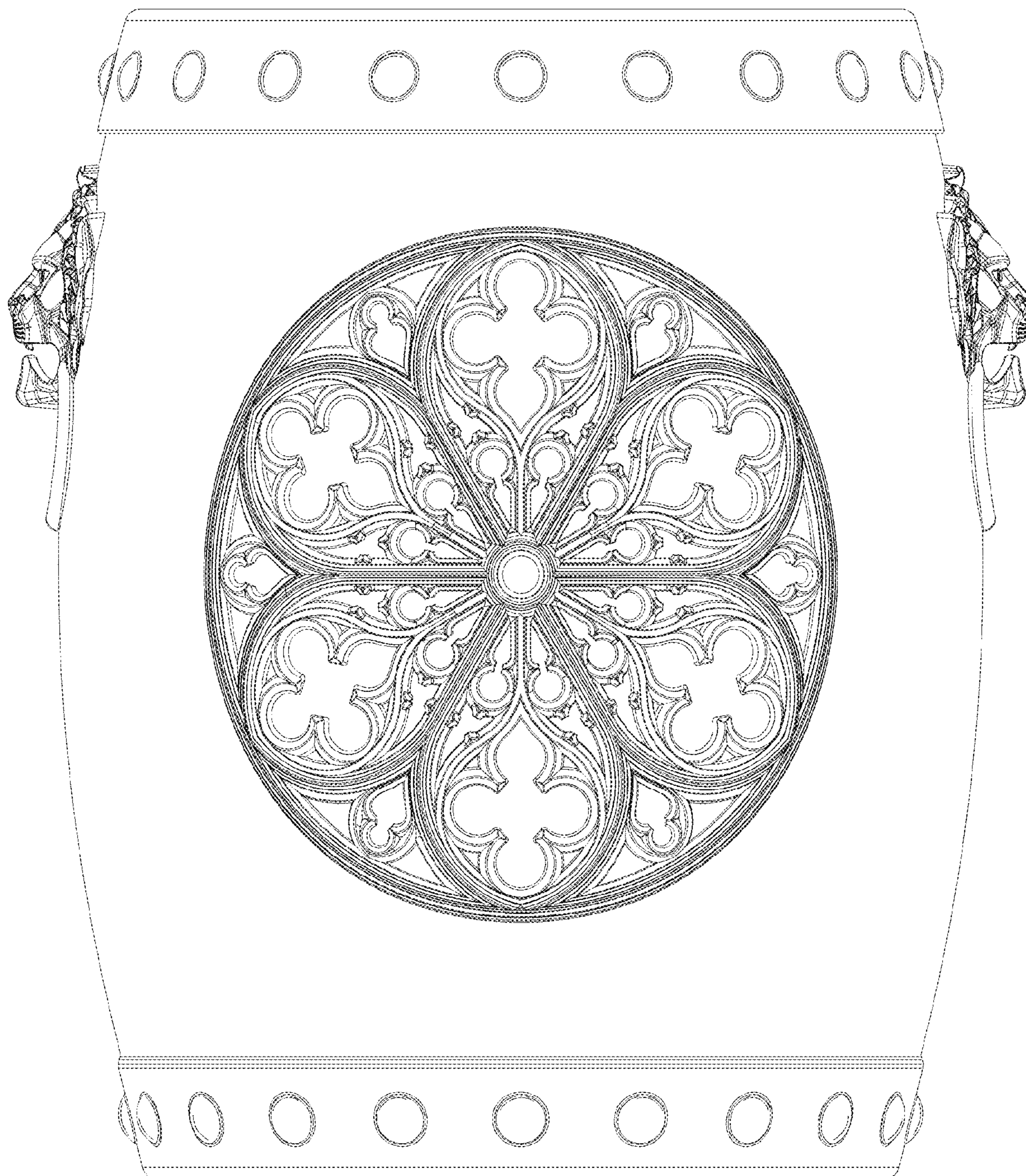


FIG. 5




FIG. 6

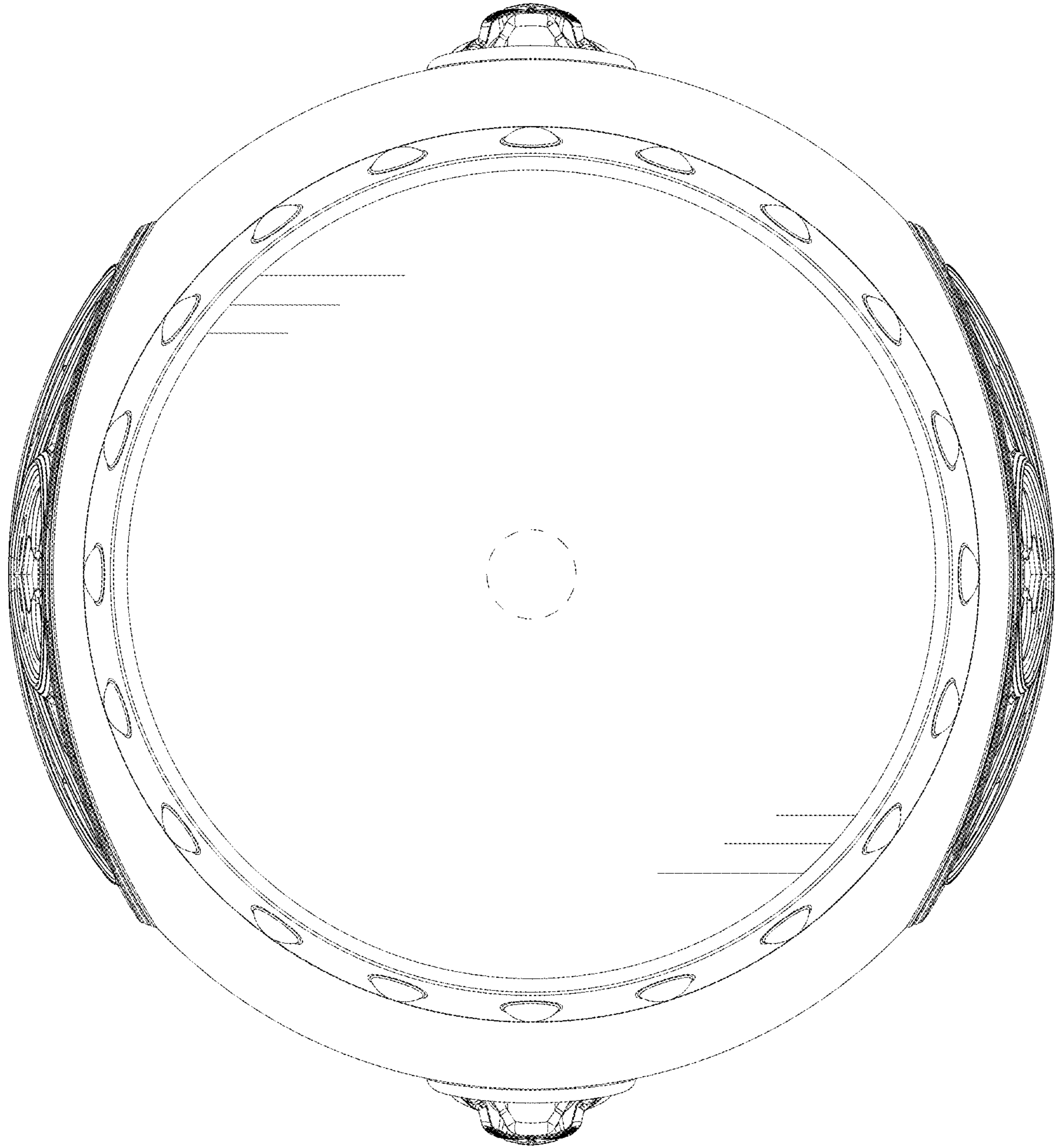


FIG. 7