



US00D923345S

(12) **United States Design Patent**
Masomzadeh

(10) **Patent No.:** **US D923,345 S**
(45) **Date of Patent:** **** Jun. 29, 2021**

- (54) **MECHANICAL GARMENT HANGER**
- (71) Applicant: **Arash Morteza Masomzadeh**, Mission Viejo, CA (US)
- (72) Inventor: **Arash Morteza Masomzadeh**, Mission Viejo, CA (US)
- (**) Term: **15 Years**
- (21) Appl. No.: **29/723,114**
- (22) Filed: **Feb. 4, 2020**
- (51) **LOC (13) Cl.** **06-08**
- (52) **U.S. Cl.**
USPC **D6/318**
- (58) **Field of Classification Search**
USPC D6/315-328
CPC A47G 25/28; A47G 25/743; A47G 25/26;
A47G 25/4023; A47G 25/20; A47G 25/442; A47G 25/30; A47G 25/36; A47G 25/24; A47G 25/14; A47G 25/18; A47G 25/40; A47G 25/403; A47G 25/52; A47G 25/34; A47G 25/44
See application file for complete search history.

7,249,699 B2 * 7/2007 Hill A47G 25/4023 223/85
 D631,672 S * 2/2011 Kaleta D6/318
 D807,064 S * 1/2018 Movsesyan D6/319
 D839,611 S * 2/2019 Lee D6/318
 D839,612 S * 2/2019 Lee D6/318
 2007/0158374 A1 * 7/2007 Chan A47G 25/4023 223/85
 2009/0127298 A1 * 5/2009 Sprovieri A47G 25/4023 223/94
 2014/0054333 A1 * 2/2014 Almeida Levi A47G 25/4023 223/85

* cited by examiner

Primary Examiner — Lauren R Calve

(74) *Attorney, Agent, or Firm* — Crockett & Crockett, PC; K. David Crockett, Esq.; Niky Economy Syrengelas, Esq.

(57) **CLAIM**

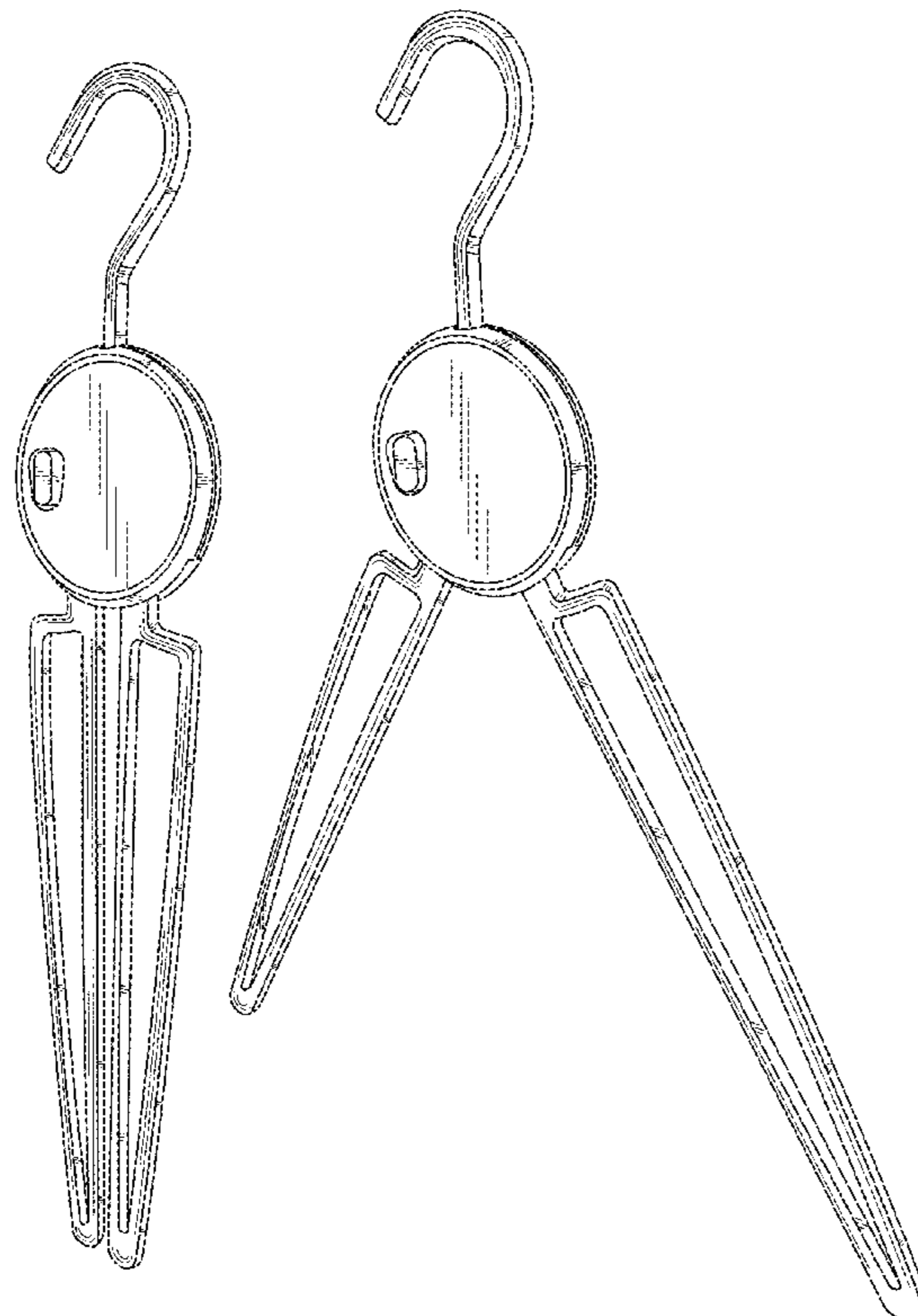
The ornamental design for a mechanical garment hanger, as shown and described.

DESCRIPTION

FIG. 1 is a perspective view of a mechanical garment hanger.
 FIG. 2 is a front view thereof.
 FIG. 3 is a rear view thereof.
 FIG. 4 is a left side view thereof.
 FIG. 5 is a right side view thereof.
 FIG. 6 is a top plan view thereof.
 FIG. 7 is a bottom plan view thereof; and,
 FIG. 8 is a perspective view thereof shown in a partially open state.

1 Claim, 6 Drawing Sheets

- (56) **References Cited**
U.S. PATENT DOCUMENTS
D355,771 S * 2/1995 Adams D6/318
5,397,037 A * 3/1995 Ozawa A47G 25/4023 223/89
7,036,696 B2 * 5/2006 Lam A47G 25/4023 223/94



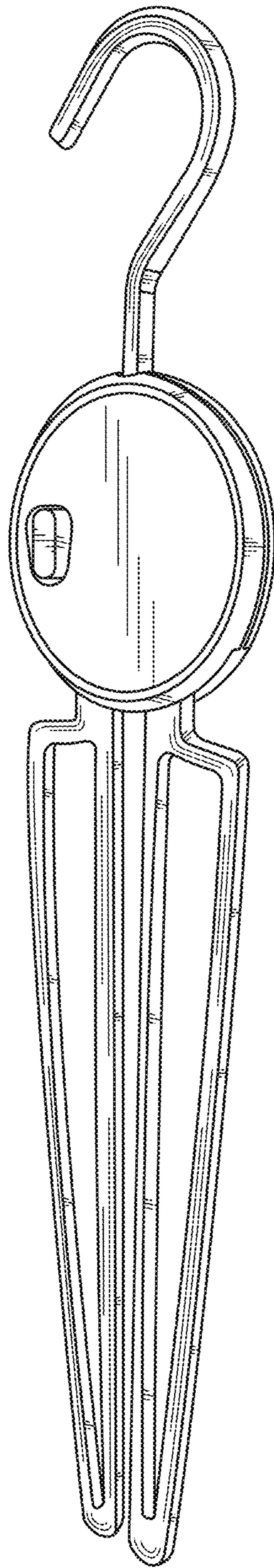


FIG. 1

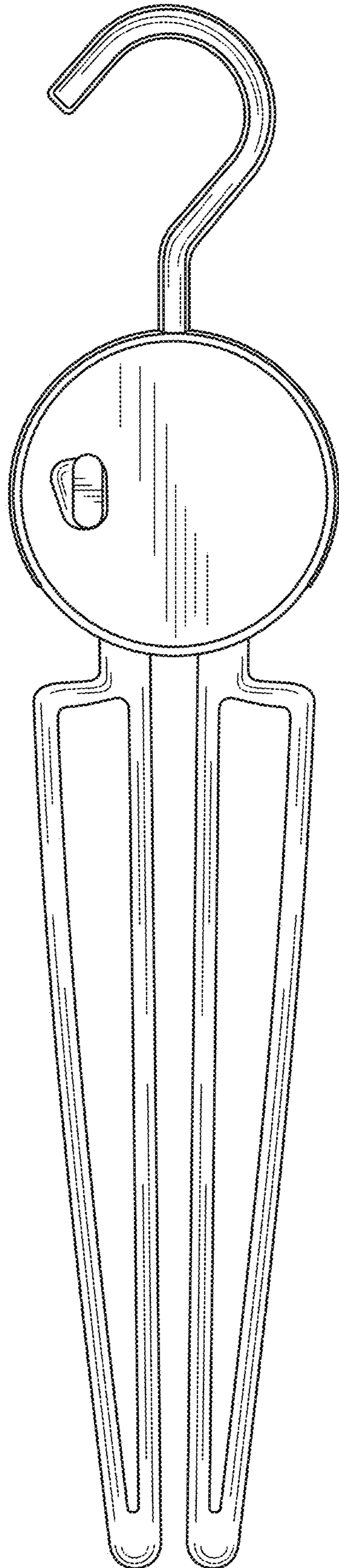


FIG. 2

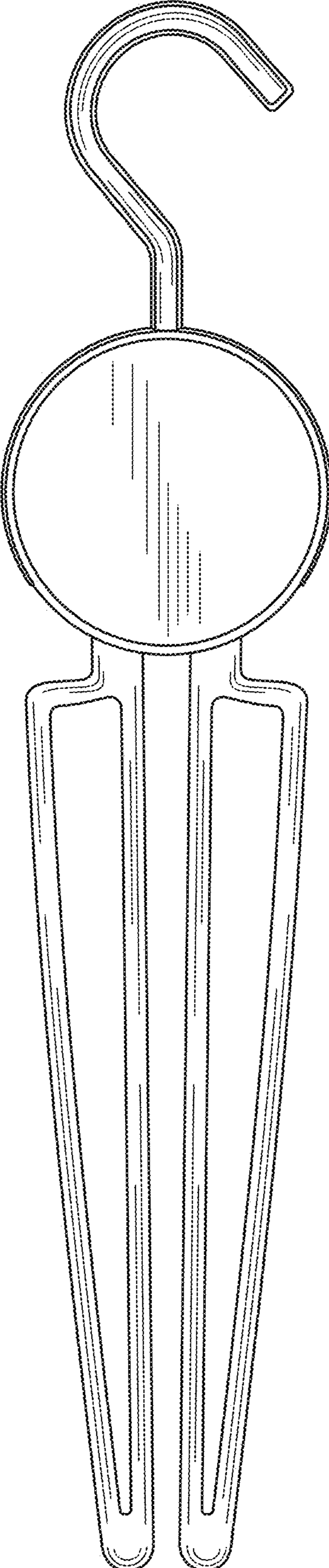


FIG. 3

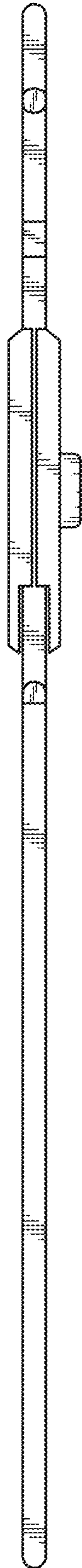


FIG. 4

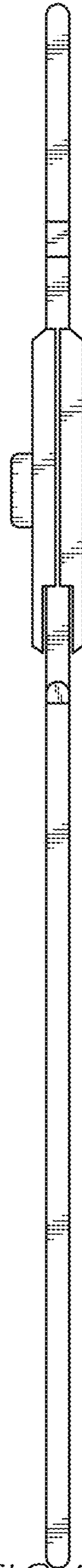


FIG. 5




FIG. 6

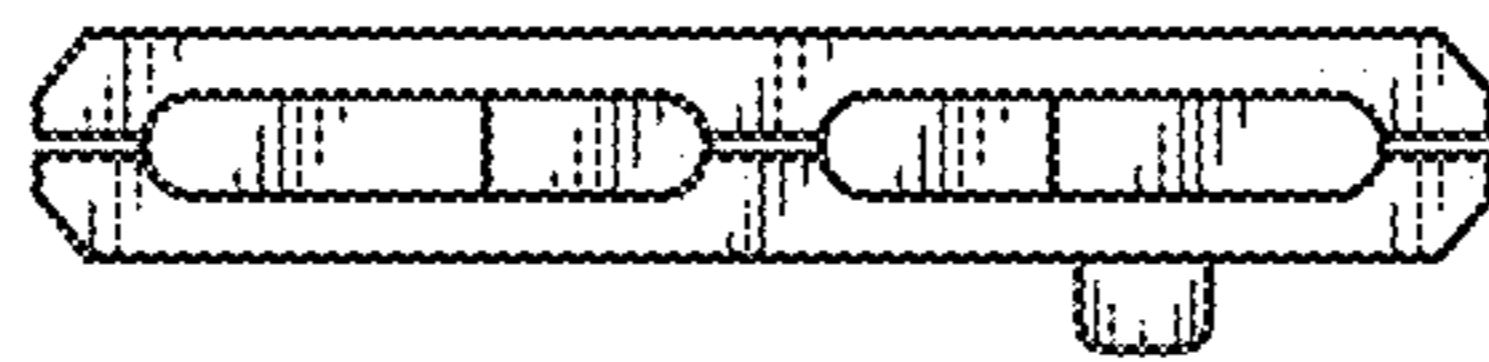


FIG. 7

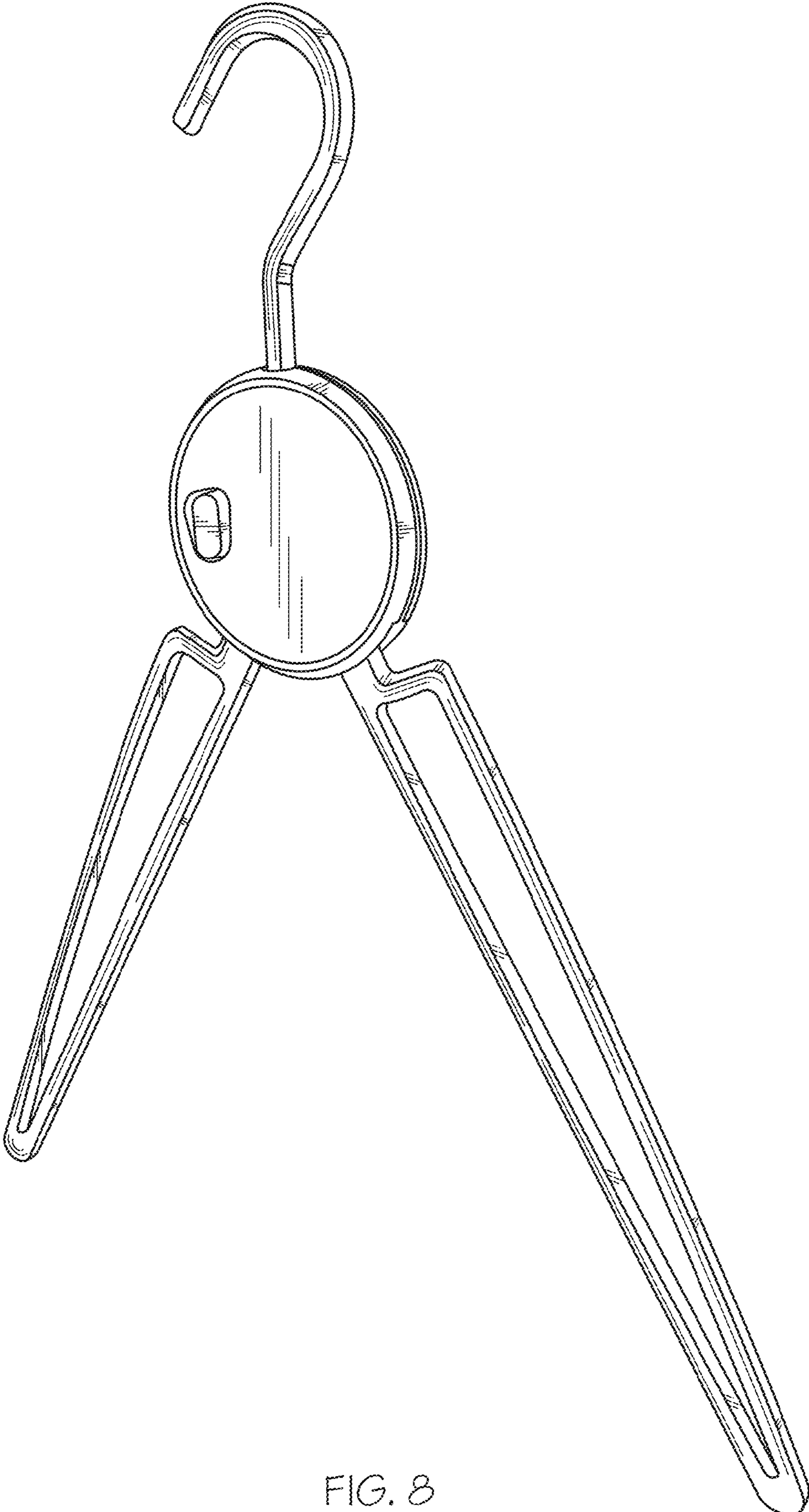


FIG. 8