



US00D923332S

(12) **United States Design Patent** (10) **Patent No.:** **US D923,332 S**
Deloumeaux (45) **Date of Patent:** **** Jun. 29, 2021**

(54) **HANDBAG**

(71) Applicant: **Sabrina Emmanuelle Deloumeaux,**
Puplinge (CH)

(72) Inventor: **Sabrina Emmanuelle Deloumeaux,**
Puplinge (CH)

(**) Term: **15 Years**

(21) Appl. No.: **35/507,880**

(22) Filed: **Apr. 15, 2019**

(80) **Hague Agreement Data**

Int. Filing Date: **Apr. 15, 2019**

Int. Reg. No.: **DM/204222**

Int. Reg. Date: **Apr. 15, 2019**

Int. Reg. Pub. Date: **Nov. 29, 2019**

(51) **LOC (13) Cl.** **03-01**

(52) **U.S. Cl.**
USPC **D3/246**

(58) **Field of Classification Search**
USPC D3/232, 233, 239, 240, 241, 242, 243,
D3/245, 246
CPC A45C 3/06; A45C 13/10; A45C 13/26;
A45C 1/024; A45C 1/04; A45C
2001/108; A45C 13/1069; A45C 13/1076;
A44D 2203/00
See application file for complete search history.

(56) **References Cited**

U.S. PATENT DOCUMENTS

D679,498 S *	4/2013	Shakouri	D3/245
D685,179 S *	7/2013	Hubbell	D3/232
D718,047 S *	11/2014	Sassi	D3/243
D721,485 S *	1/2015	Sassi	D3/243
D721,889 S *	2/2015	Simons	D3/245
D723,270 S *	3/2015	Basha	D3/243
D723,272 S *	3/2015	Basha	D3/243

(Continued)

OTHER PUBLICATIONS

Eric Dress Fashion Elegant Croco and Lock Handbag for Women, reviewed Oct. 2018, captured by the Examiner Nov. 2020, available at URL: https://www.ericdress.com/product/Fashion-Elegant-Croco-And-Lock-Handbag-For-Women-10870009.html?currency=USD&gclid=EAlalQobChMI0eTo36ur7QIVw66GCh3fpwauEAKYCSABEglUbvD_BwE#1271768.*

Primary Examiner — Jennifer L Watkins

(74) *Attorney, Agent, or Firm* — Zhihua Han; Wen IP LLC

(57) **CLAIM**

The ornamental design for a handbag, as shown and described.

DESCRIPTION

Fig. 1.1 is a front elevation view of the first embodiment of a handbag, showing my new design;
Fig. 1.2 is a rear elevation view thereof;
Fig. 1.3 is a front, left perspective view thereof;
Fig. 1.4 is a right side elevation view thereof;
Fig. 1.5 is a left side elevation view thereof;
Fig. 1.6 is a top plan view thereof, shown in an alternative configuration with the handles bent and the flap in folded position;
Fig. 1.7 is a front elevation view of the handbag, shown in another alternative configuration with the flap in unfolded position;
Fig. 1.8 is a bottom plan view of Fig. 1.1;
Fig. 2.1 is a front elevation view of the second embodiment of the handbag, showing my new design;
Fig. 2.2 is a rear elevation view of Fig. 2.1;
Fig. 2.3 is a front, left perspective view Fig. 2.1;
Fig. 2.4 is a right side elevation view of Fig. 2.1;
Fig. 2.5 is a front elevation view of Fig. 2.1, shown in an alternative configuration with the flap in unfolded position; and,
Fig. 2.6 is a top plan view of Fig. 2.1, shown in another alternative configuration with the handles bent and the flap in folded position.

(Continued)



The short dashed broken lines in the figures depict stitching which forms part of the claim. The long dashed broken lines in the figures depict unclaimed portion of the handbag and form no part of the claim.

1 Claim, 14 Drawing Sheets

(56)

References Cited

U.S. PATENT DOCUMENTS

D730,041 S *	5/2015	Landry	D3/232
D775,820 S *	1/2017	Sassi	D3/232
D821,492 S *	6/2018	Feingold	D19/26
D855,980 S *	8/2019	Rahardjo	D3/243
D856,670 S *	8/2019	Rahardjo	D3/243
D858,092 S *	9/2019	Dumas	D3/232
D877,504 S *	3/2020	Fusi	D3/243
D894,597 S *	9/2020	Lemaire	D3/245

* cited by examiner

1.1



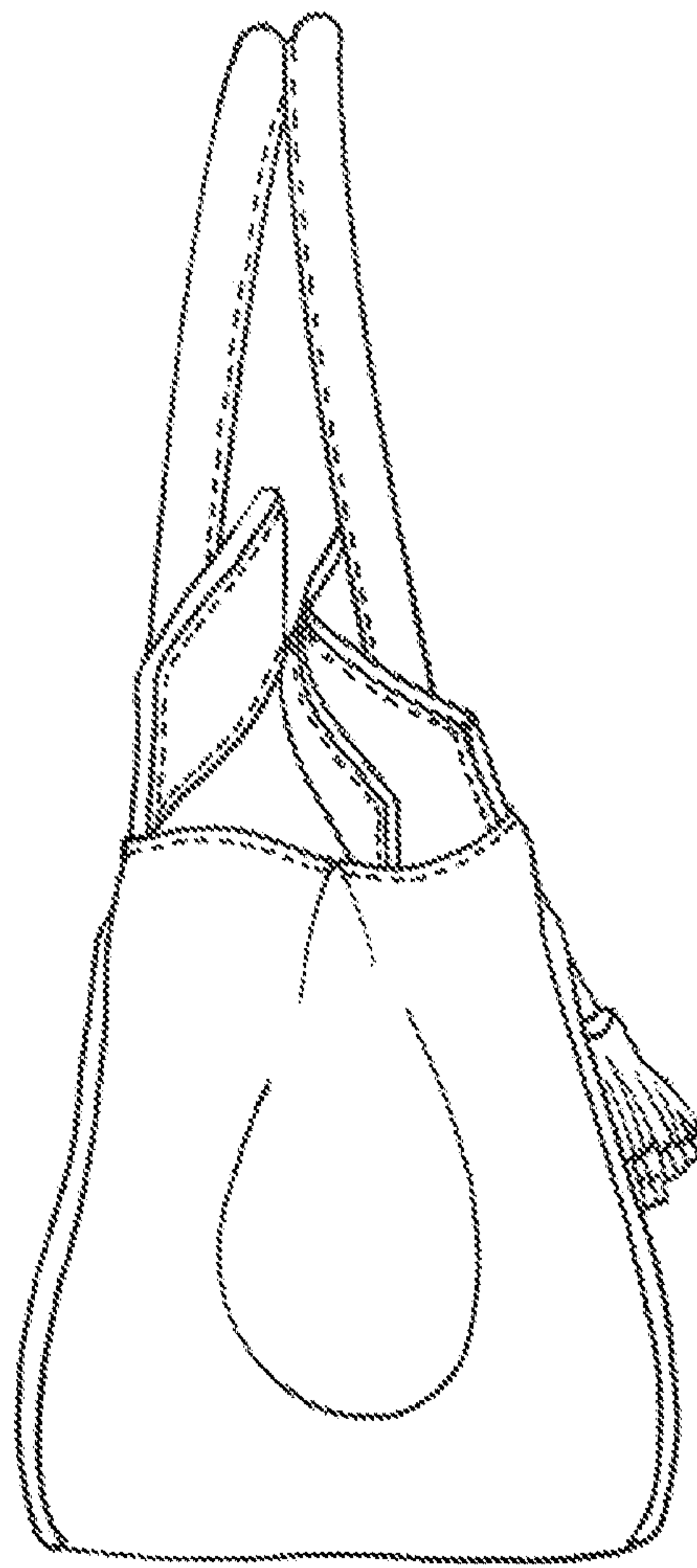
1.2



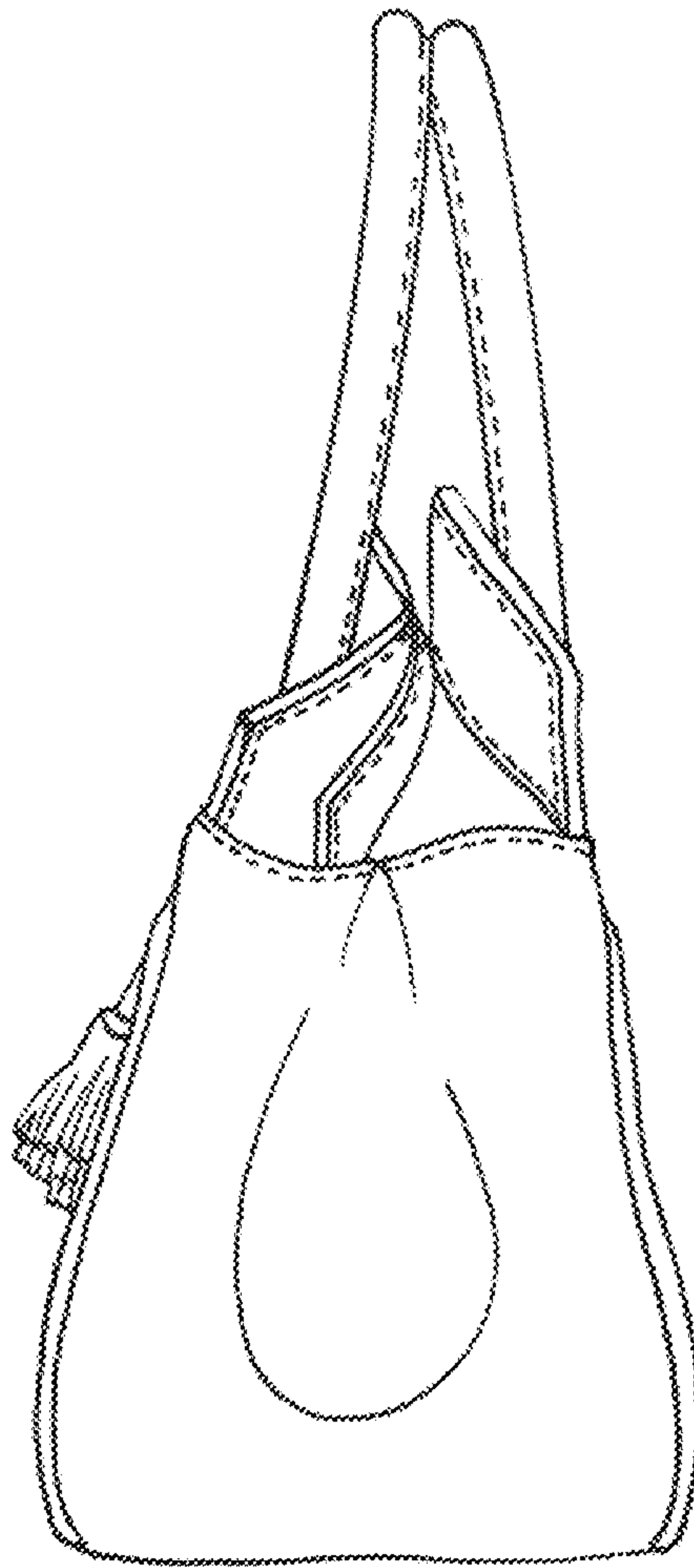
1.3



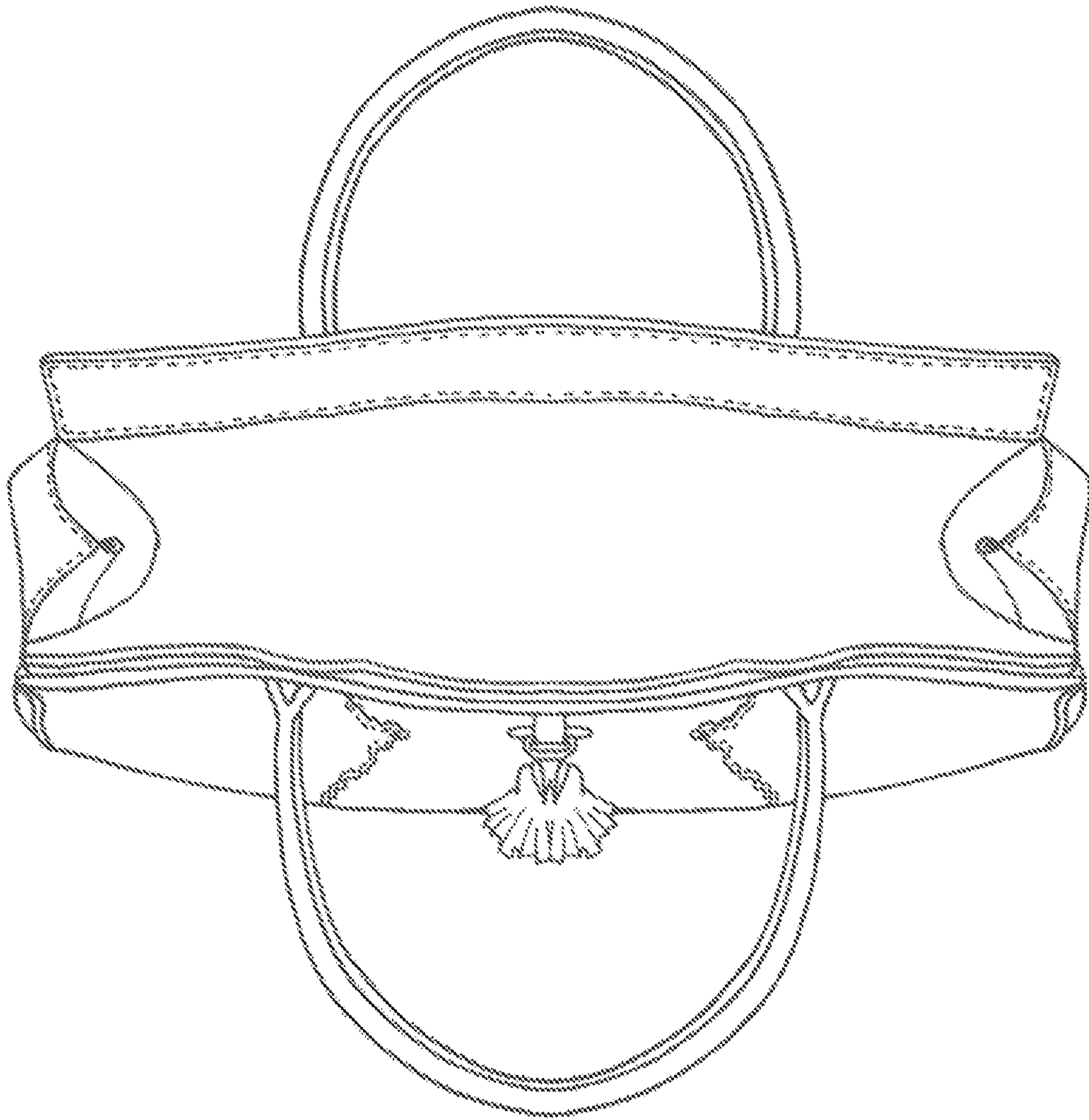
1.4



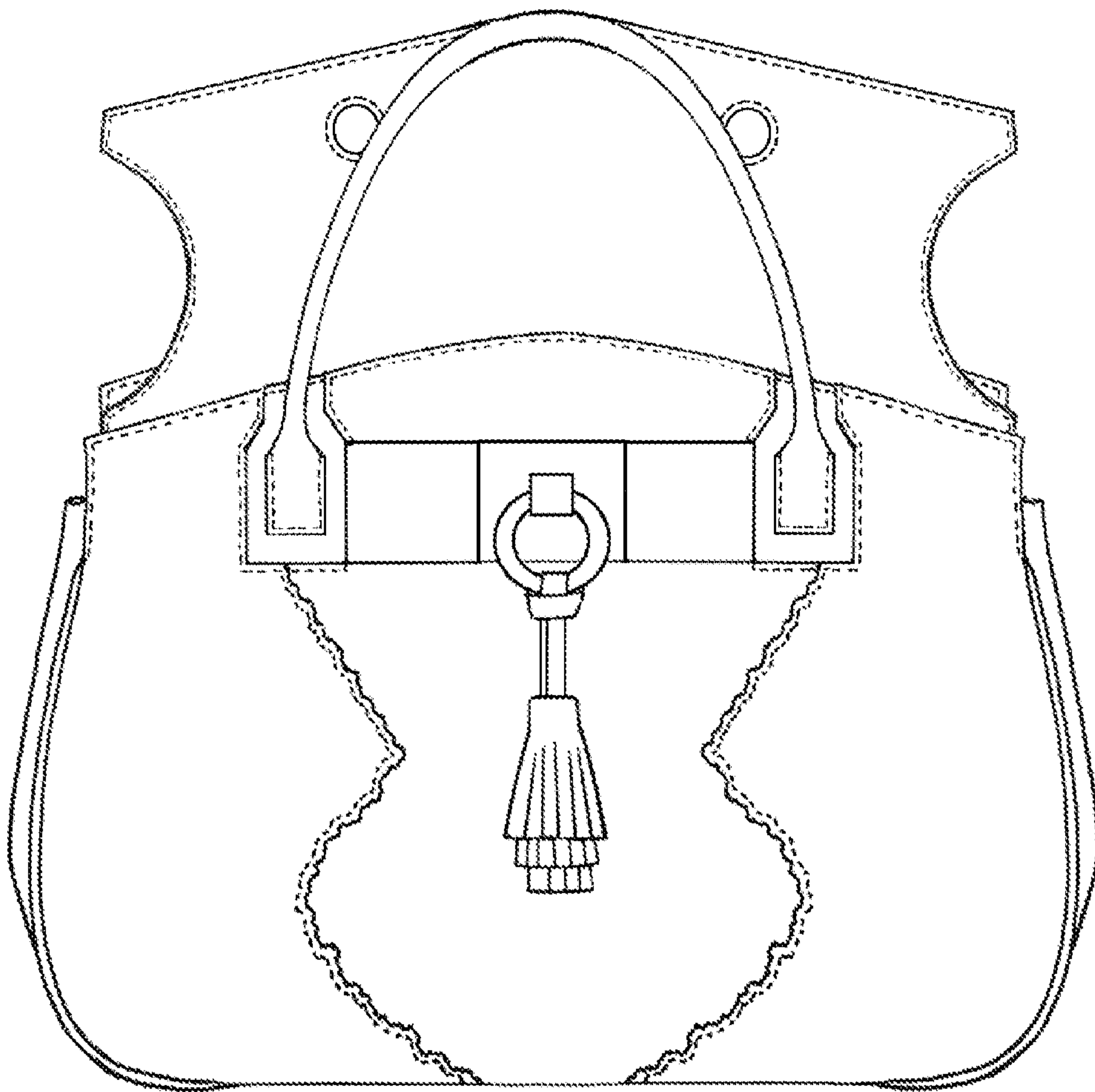
1.5



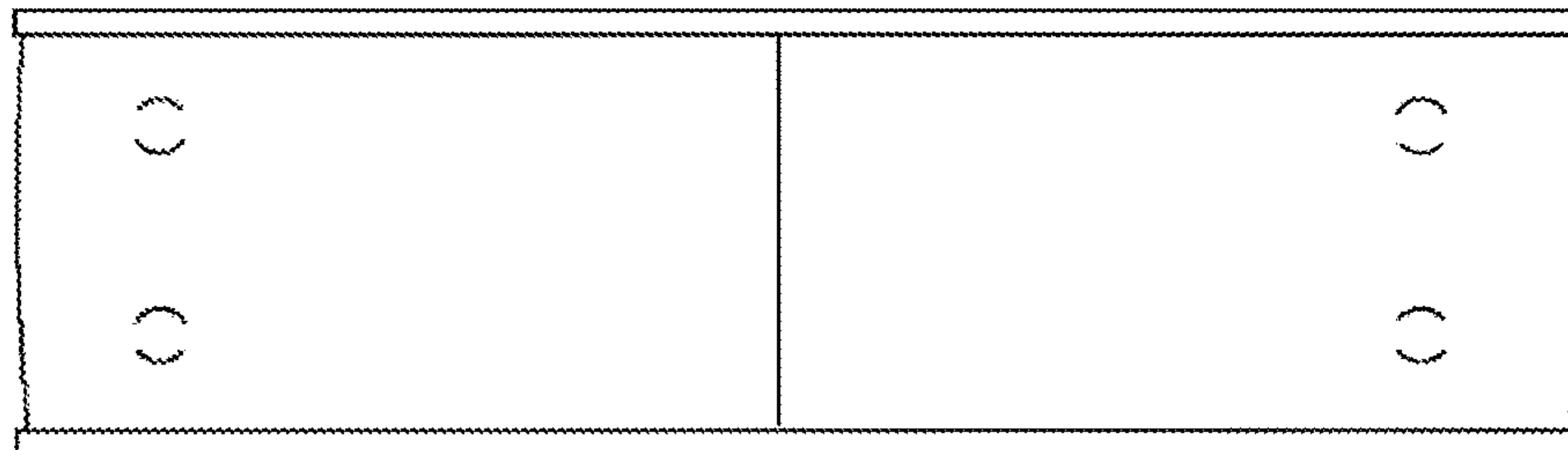
1.6



1.7



1.8



2.1



2.2



2.3



2.4



2.5



2.6

