



US00D923327S

(12) **United States Design Patent**
Wen

(10) **Patent No.:** **US D923,327 S**

(45) **Date of Patent:** **** Jun. 29, 2021**

(54) **BACKPACK**

(71) Applicant: **Jian Wen**, Guangdong (CN)

(72) Inventor: **Jian Wen**, Guangdong (CN)

(**) Term: **15 Years**

(21) Appl. No.: **29/702,457**

(22) Filed: **Aug. 20, 2019**

(51) **LOC (13) Cl.** **03-01**

(52) **U.S. Cl.**
USPC **D3/217**

(58) **Field of Classification Search**
USPC D3/216, 217
CPC A45F 3/04; A45F 2003/003; A45F 4/02;
A45F 5/021; Y10S 224/92; Y10S 16/40;
Y10S 224/922; Y10S 383/907; A01K
97/06; A45C 11/20; A45C 5/06; A45C
11/02; A45C 13/02; A45C 13/08; A45C
3/00; A45C 7/0063

See application file for complete search history.

(56) **References Cited**

U.S. PATENT DOCUMENTS

D249,594 S * 9/1978 Stewart D3/217
5,165,111 A * 11/1992 Lieberman A41D 15/04
2/108

5,706,992 A * 1/1998 Moor A45F 3/04
190/102
D857,377 S * 8/2019 Hong D3/217
D862,069 S * 10/2019 Droze D3/217
D867,750 S * 11/2019 Warren D3/217
D881,555 S * 4/2020 Iezdin D3/217
D898,350 S * 10/2020 Peng D3/217
D912,973 S * 3/2021 Wang D3/217
2016/0278506 A1 * 9/2016 Amago A45F 3/02

* cited by examiner

Primary Examiner — Jennifer L Watkins

(57) **CLAIM**

The ornamental design for a backpack, as shown and described.

DESCRIPTION

FIG. 1 is a perspective view of a backpack showing my new design;
FIG. 2 is a front elevational view thereof;
FIG. 3 is a rear elevational view thereof;
FIG. 4 is a left side elevational view thereof;
FIG. 5 is a right side elevational view thereof;
FIG. 6 is a top plan view thereof; and,
FIG. 7 is a bottom plan view thereof.
The broken lines representing stitching are part of the claimed design.

1 Claim, 7 Drawing Sheets





FIG. 1




FIG. 2

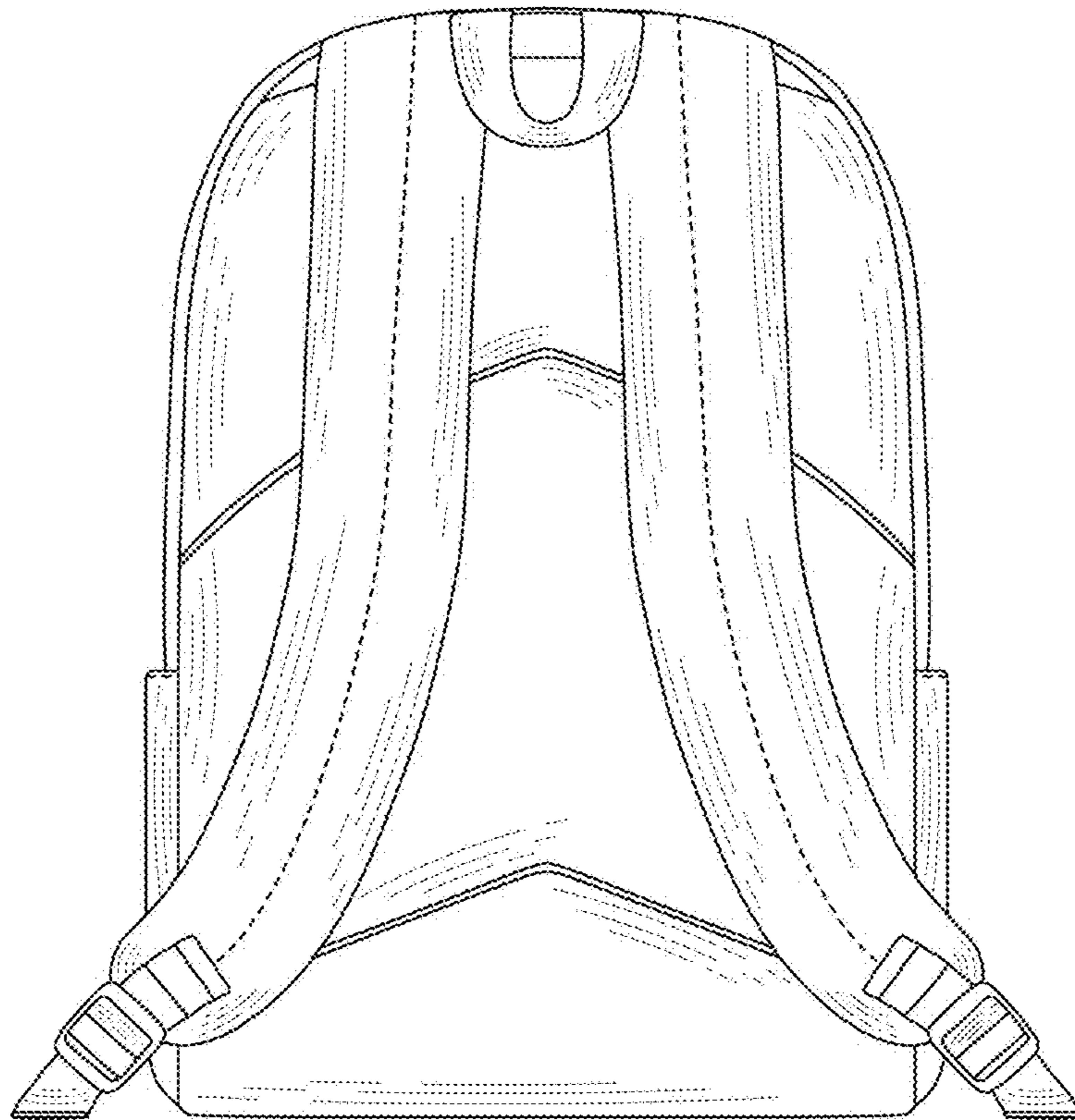


FIG. 3

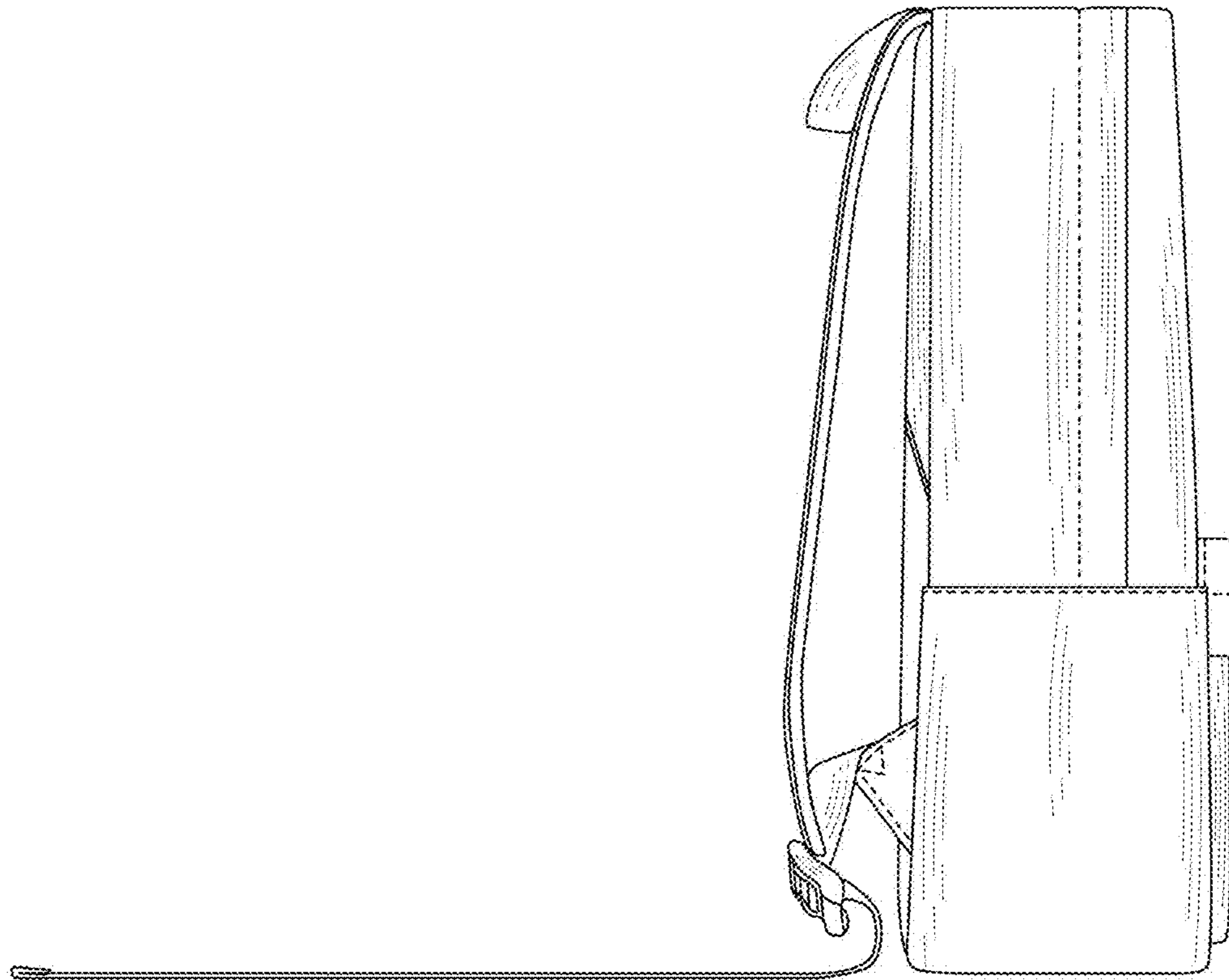


FIG. 4

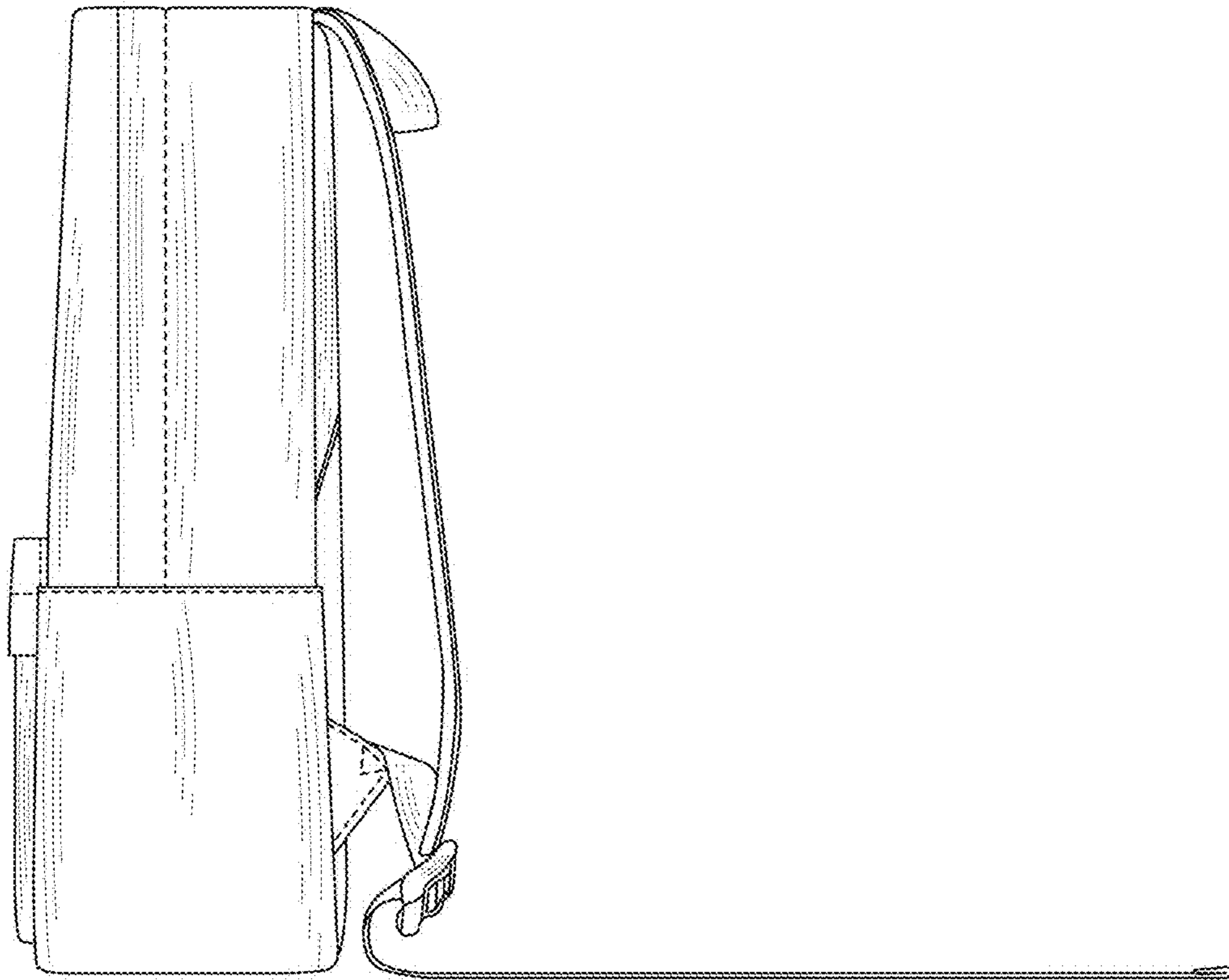


FIG. 5




FIG. 6

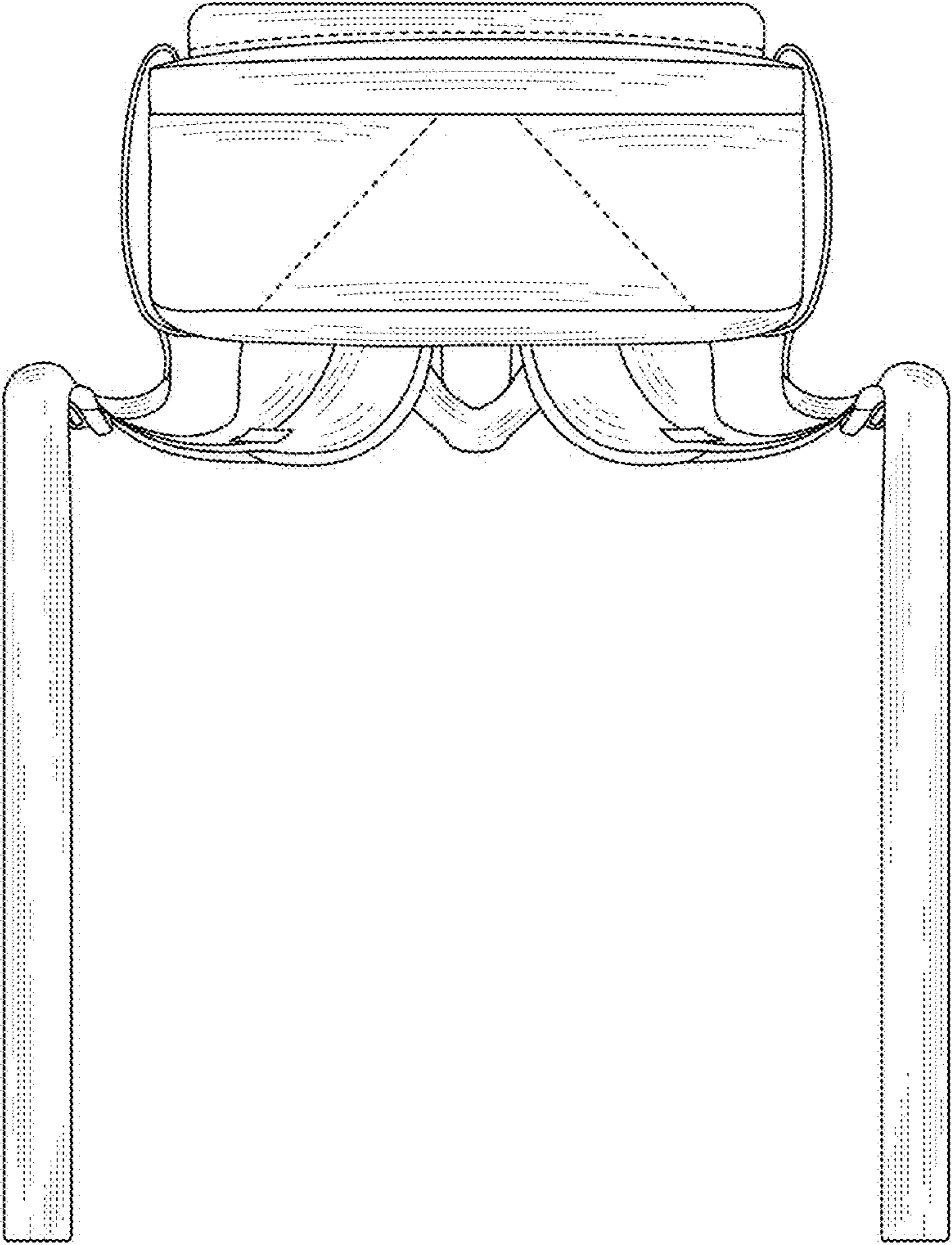


FIG. 7