



US00D923288S

(12) **United States Design Patent**
Zhu

(10) **Patent No.:** **US D923,288 S**
(45) **Date of Patent:** **** Jun. 29, 2021**

- (54) **HEADBAND AND NECK GAITER COMBINATION**
- (71) Applicant: **Shanghai Greatcare Trading & Developing Co., Ltd., Shanghai (CN)**
- (72) Inventor: **Changliang Zhu, Shanghai (CN)**
- (73) Assignee: **Shanghai Greatcare Trading & Developing Co., Ltd., Shanghai (CN)**
- (**) Term: **15 Years**
- (21) Appl. No.: **29/765,860**
- (22) Filed: **Jan. 12, 2021**
- (51) **LOC (13) Cl.** **02-05**
- (52) **U.S. Cl.**
USPC **D2/600; D2/875**
- (58) **Field of Classification Search**
USPC D2/823, 824, 825, 865, 866, 867, 870, D2/874, 877, 878, 880, 881, 883, 884, D2/889, 500, 501, 508, 600; D28/32, 41; D29/106, 107, 108
CPC A41D 3/00; A41D 3/08; A41D 2200/20; A41D 2300/30; A41D 27/12; A41D 23/00; A41D 2023/002; A42B 1/00; A42B 1/02; A42B 1/04; A42B 1/041; A42B 1/043; A42B 1/046; A42B 1/061; A42B 1/066; A42B 1/201; A42B 1/22; A42B 3/00; A42B 3/18; A42B 5/00; A42B 7/00
See application file for complete search history.

(56) **References Cited**

U.S. PATENT DOCUMENTS

- 5,007,115 A * 4/1991 Denbow A41D 23/00 2/202
- 5,309,574 A * 5/1994 Balaban A42B 1/0186 2/202
- D488,613 S * 4/2004 Easlick D2/600
- D656,706 S * 4/2012 I D2/600

- D699,018 S * 2/2014 Shehadeh D2/600
- D702,401 S * 4/2014 Phillips D29/108
- D711,599 S * 8/2014 Mahsetky D30/144
- D723,245 S * 3/2015 Womack D2/600
- D829,416 S 10/2018 Lin
- D844,302 S 4/2019 Dockery

(Continued)

OTHER PUBLICATIONS

Black Skull Face Tube Mask Neck Gaiter Dust Shield Seamless Bandana Balaclava, [online]; [item first published to the internet on Apr. 9, 2018]; [retrieved from the internet on May 6, 2021]; URL: <https://www.amazon.com/Gaiter-Shield-Seamless-Bandana-Balaclava/dp/B07C2MNG4R>. (5 pgs).*

Primary Examiner — Jasmine Mlinarcik

(74) *Attorney, Agent, or Firm* — ScienBiziP, P.C.

(57) **CLAIM**

The ornamental design for a headband and neck gaiter combination, as shown and described.

DESCRIPTION

FIG. 1 is a front perspective view of a headband and neck gaiter combination, showing my design.
 FIG. 2 is a right and bottom perspective view thereof.
 FIG. 3 is a front elevation view thereof.
 FIG. 4 is a rear elevation view thereof.
 FIG. 5 is a left side elevation thereof.
 FIG. 6 is a right side elevation thereof.
 FIG. 7 is a top plan view thereof.
 FIG. 8 is a bottom plan view thereof.
 FIG. 9 is a front perspective view of the headband and neck gaiter combination as shown in a first in-use condition; and, FIG. 10 is a front perspective view thereof as shown in a second in-use condition.

The partial human figure outlined by broken lines assists to illustrate how the claimed design may appear when in a position of use, but forms no part of the claimed design.

1 Claim, 10 Drawing Sheets



(56)

References Cited

U.S. PATENT DOCUMENTS

D846,831 S * 4/2019 Greene D2/500
10,765,160 B2 * 9/2020 Page A41D 23/00
D906,628 S * 1/2021 Smith D2/500
2005/0071910 A1 * 4/2005 Joanne A41D 23/00
2/203
2012/0030859 A1 * 2/2012 Kroese A41D 13/1161
2/207

* cited by examiner



FIG.1



FIG.2

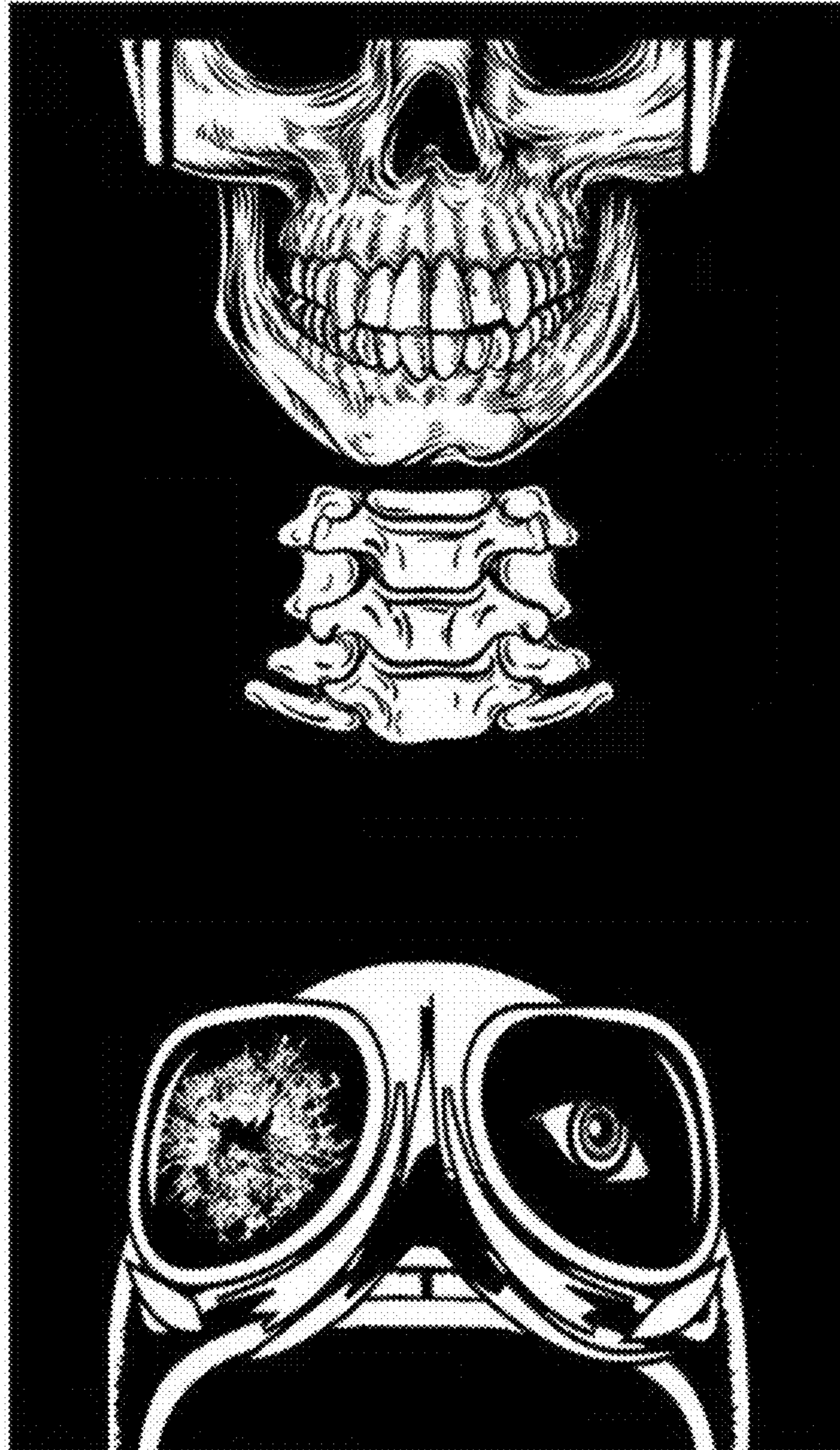


FIG.3




FIG.4



FIG.5




FIG.6




FIG.7




FIG.8



FIG.9




FIG.10