



US00D923266S

(12) **United States Design Patent** (10) **Patent No.:** **US D923,266 S**  
**Lee et al.** (45) **Date of Patent:** **\*\* \*Jun. 22, 2021**

(54) **SET OF WASHING MACHINE DRUM LIFTERS**

(71) Applicant: **LG ELECTRONICS INC.**, Seoul (KR)

(72) Inventors: **Kyungah Lee**, Seoul (KR); **Eunyoung Chee**, Seoul (KR); **Youngsoo Ha**, Seoul (KR)

(73) Assignee: **LG ELECTRONICS INC.**, Seoul (KR)

(\*) Notice: This patent is subject to a terminal disclaimer.

(\*\*) Term: **15 Years**

(21) Appl. No.: **35/508,669**

(22) Filed: **Jul. 19, 2019**

(80) **Hague Agreement Data**

Int. Filing Date: **Jul. 19, 2019**

Int. Reg. No.: **DM/206092**

Int. Reg. Date: **Jul. 19, 2019**

Int. Reg. Pub. Date: **Feb. 28, 2020**

(51) **LOC (13) Cl.** ..... **32-03**

(52) **U.S. Cl.**  
USPC ..... **D32/29**

(58) **Field of Classification Search**  
USPC ..... D32/1-6, 25, 28, 29  
CPC ..... D06F 58/10; D06F 11/00; D06F 2105/24;  
D06F 33/00; D06F 39/008; D06F 39/02;  
D06F 39/022; D06F 39/028; D06F 39/04;  
D06F 45/22; D06F 58/02; D06F 58/04;  
D06F 58/20; D06F 58/30; D06F 89/00  
See application file for complete search history.

(56) **References Cited**

U.S. PATENT DOCUMENTS

D700,411 S \* 2/2014 Ha ..... D32/29  
D713,105 S \* 9/2014 Reger ..... D32/25

D713,106 S \* 9/2014 Reger ..... D32/29  
D720,901 S \* 1/2015 Bangle ..... D32/29  
D773,763 S \* 12/2016 Hwang ..... D32/29  
D852,441 S \* 6/2019 Bauman ..... D32/26  
D854,766 S \* 7/2019 Choi ..... D32/26  
D876,737 S \* 2/2020 Bauman ..... D32/26  
D889,059 S \* 6/2020 Ha ..... D32/29  
D897,618 S \* 9/2020 Ha ..... D32/29  
2005/0022565 A1 \* 2/2005 Jung ..... D06F 37/06  
68/24  
2008/0265074 A1 \* 10/2008 Melo ..... B02C 17/22  
241/299  
2009/0071202 A1 \* 3/2009 Lee ..... D06F 37/06  
68/212  
2009/0211313 A1 \* 8/2009 Exler ..... D06F 37/04  
68/142

(Continued)

Primary Examiner — Khawaja Anwar

(74) Attorney, Agent, or Firm — Birch. Stewart. Kolasch & Birch LLP

(57) **CLAIM**

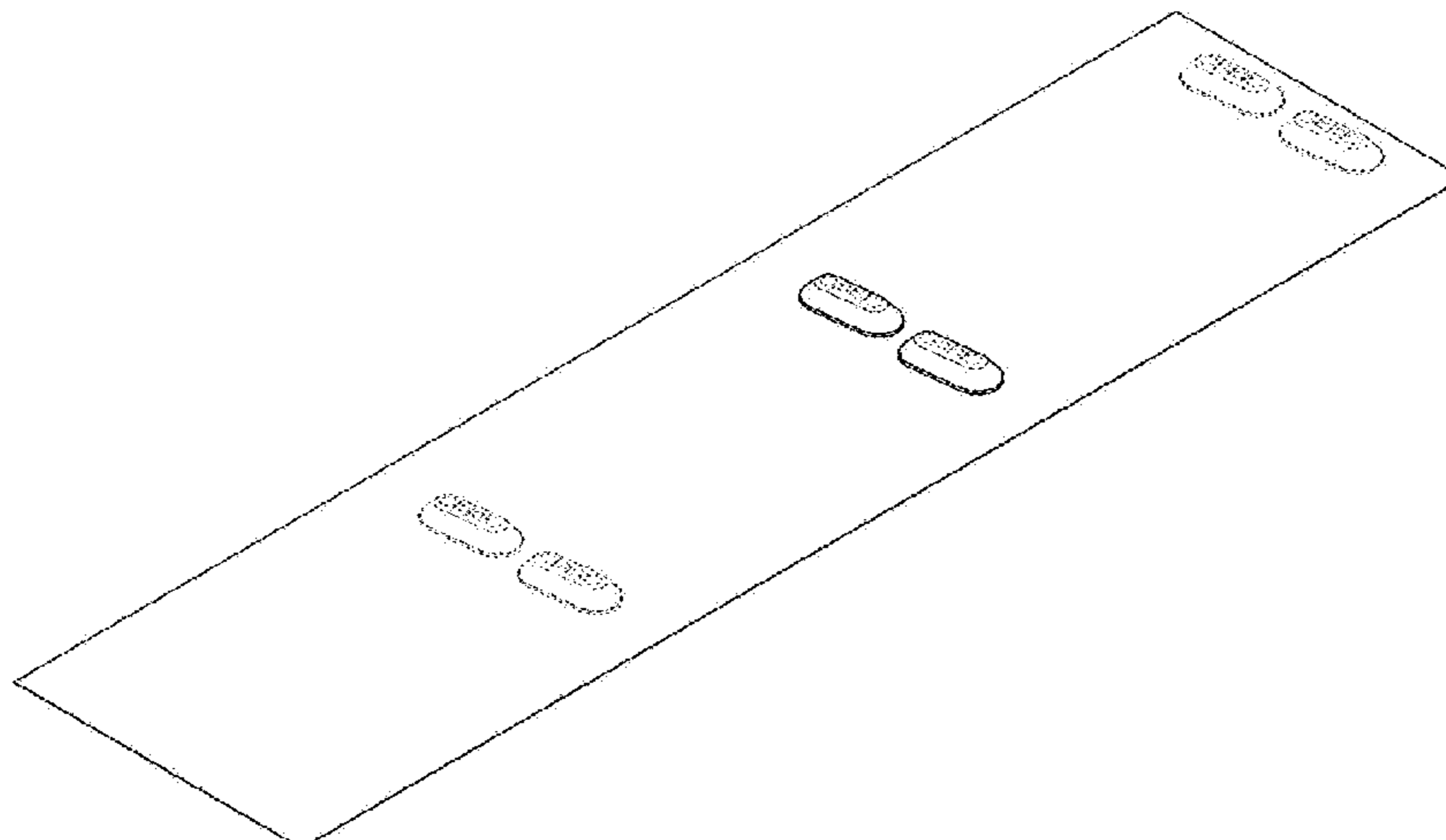
The ornamental design for a set of washing machine drum lifters, as shown and described.

**DESCRIPTION**

- 1. Set of washing machine drum lifters
- 1.1 : Perspective
- 1.2 : Front
- 1.3 : Back
- 1.4 : Left
- 1.5 : Right
- 1.6 : Top
- 1.7 : Bottom
- 1.8 : Reference

The broken lines indicate portions of the article that form no part of the claimed design; the dot-dashed lines in 1.8 represent boundary lines of drum so that the washing machine drum lifter inside drum can be seen and form no part of the claimed design.

**1 Claim, 8 Drawing Sheets**



(56)

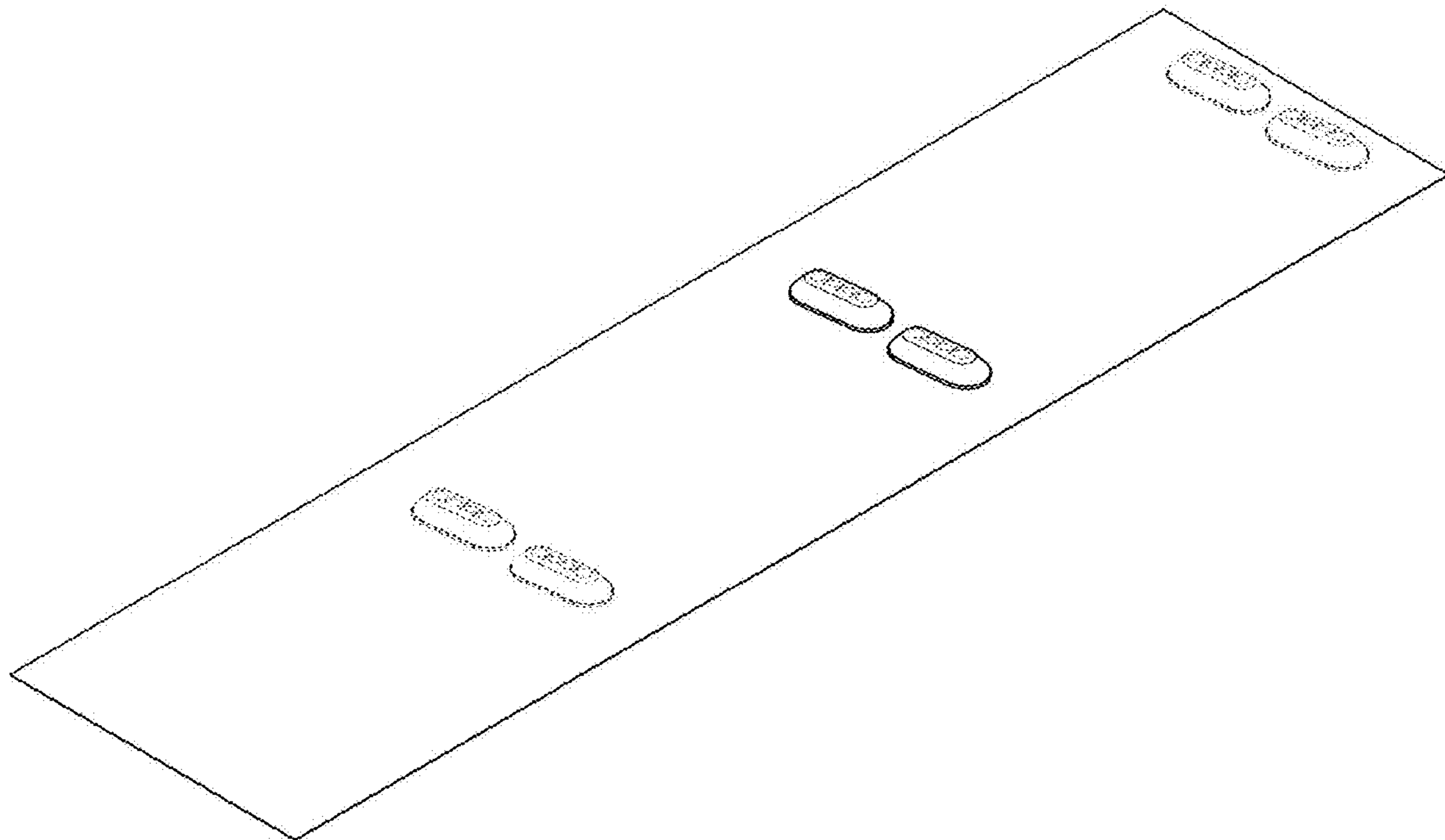
**References Cited**

U.S. PATENT DOCUMENTS


2010/0287996 A1\* 11/2010 Geyer ..... D06F 58/02  
68/139  
2010/0326142 A1\* 12/2010 Geyer ..... D06F 37/06  
68/139  
2011/0258872 A1\* 10/2011 Kim ..... F26B 11/022  
34/85  
2014/0001934 A1\* 1/2014 Batur ..... D06F 39/12  
312/228

\* cited by examiner

1.1




1.2




1.3




1.4



1.5




1.6





1.7



1.8

