



US00D923244S

(12) **United States Design Patent** (10) **Patent No.:** **US D923,244 S**
Andrade (45) **Date of Patent:** **** Jun. 22, 2021**

(54) **COMB** D708,392 S * 7/2014 Rose-Washington A45D 24/00
D28/31
(71) Applicant: **Emmanuel Andrade**, Pomona, CA D782,737 S 3/2017 Strom et al.
(US) 2010/0095974 A1* 4/2010 Laje A45D 19/00
132/208
(72) Inventor: **Emmanuel Andrade**, Pomona, CA (Continued)
(US)

FOREIGN PATENT DOCUMENTS

CN 306386093 * 10/2020

(**) Term: **15 Years**

(21) Appl. No.: **29/717,171**

(22) Filed: **Dec. 16, 2019**

(51) **LOC (13) Cl.** **28-03**

(52) **U.S. Cl.**
USPC **D28/31**

(58) **Field of Classification Search**
USPC D28/10, 21, 22, 25, 27, 30, 31, 34, 99;
D30/158, 159, 162
CPC A45D 34/042; A45D 40/10; A45D 40/262;
A45D 40/28; A46B 5/0095; A46B 7/04;
A46B 7/044; A46B 7/046; A46B 7/048;
A46B 2200/104; A46B 2200/1046; A46B
2200/20; A46B 2200/202; A46B
2200/205; A46B 2200/207
See application file for complete search history.

(56) **References Cited**

U.S. PATENT DOCUMENTS

1,633,893 A * 6/1927 Hymer A45D 24/02
132/150
D209,181 S * 11/1967 Larson D28/31
D245,544 S * 8/1977 Pittman D28/25
D282,875 S 3/1986 Harvey
4,993,438 A 2/1991 Hunt
4,996,996 A 3/1991 Hirsh
D371,634 S 7/1996 Darbyshire et al.
D373,682 S * 9/1996 Armbruster D28/31
D405,614 S * 2/1999 Gearino D4/135
D644,376 S * 8/2011 Morrill D28/21
D646,018 S * 9/2011 Anderson D28/7

OTHER PUBLICATIONS

Hair Micro-Weaving Comb [online], [site visited Apr. 29, 2021].
Available from internet, URL: <<https://3dbalayage.com/collections/frontpage/products/hair-micro-weaving-comb>> (Year: 2021).*

(Continued)

Primary Examiner — Cynthia Ramirez
Assistant Examiner — Xavier Marti-Santos
(74) *Attorney, Agent, or Firm* — Dunlap Bennett &
Ludwig, PLLC

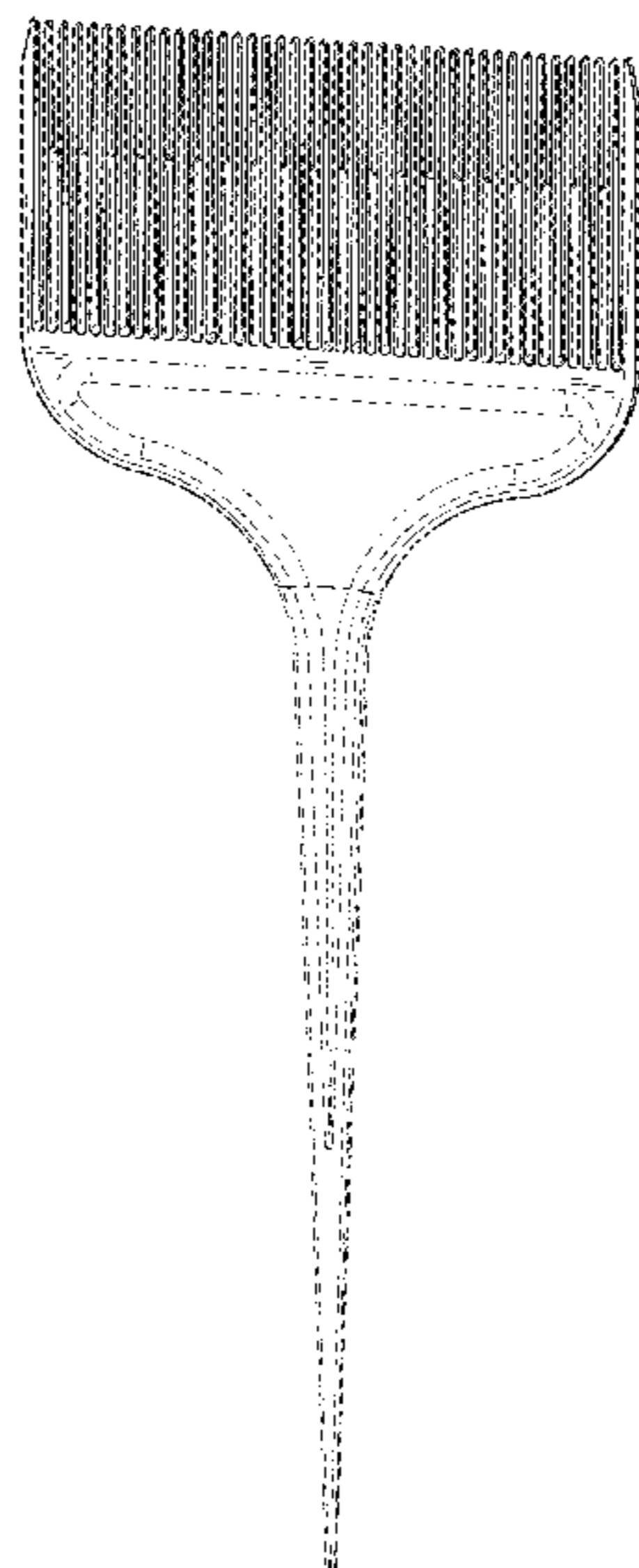
(57) **CLAIM**

The ornamental design for a comb, as shown and described.

DESCRIPTION

FIG. 1 is a front perspective view of a comb;
FIG. 2 is a front elevation view thereof, the rear elevation
view being a mirror image thereof;
FIG. 3 is a left side elevation view thereof, the right side
elevation view being a mirror image thereof;
FIG. 4 is a top plan view thereof;
FIG. 5 is a bottom plan view thereof; and,
FIG. 6 is an enlarged detail section view of FIG. 4 taken
along section 6-6.
The broken lines shown in the drawings depict a portion of
a comb that forms no part of the claimed design. The
dash-dot broken lines in the figures are demarcating
enlarged areas and form no part of the claimed design.

1 Claim, 3 Drawing Sheets



(56)

References Cited

U.S. PATENT DOCUMENTS

2012/0090633 A1 4/2012 Balboa
2019/0090606 A1* 3/2019 McIvor, Jr. A46B 5/0008
2019/0166985 A1* 6/2019 Taine A46B 9/023
2020/0154870 A1* 5/2020 Leebow A45D 19/02

OTHER PUBLICATIONS

3D Balayage Comb [online], [site visited Apr. 29, 2021]. Available from internet, URL: <https://www.amazon.com/3D-BALAYAGE-COMB-Original-HIGHLIGHT/dp/B08WHF2P2J/ref=sr_1_1?dchild=1&keywords=3D%2BBALAYAGE&qid=1619696547&sr=8-1&th=1> (Year: 2021).*

* cited by examiner

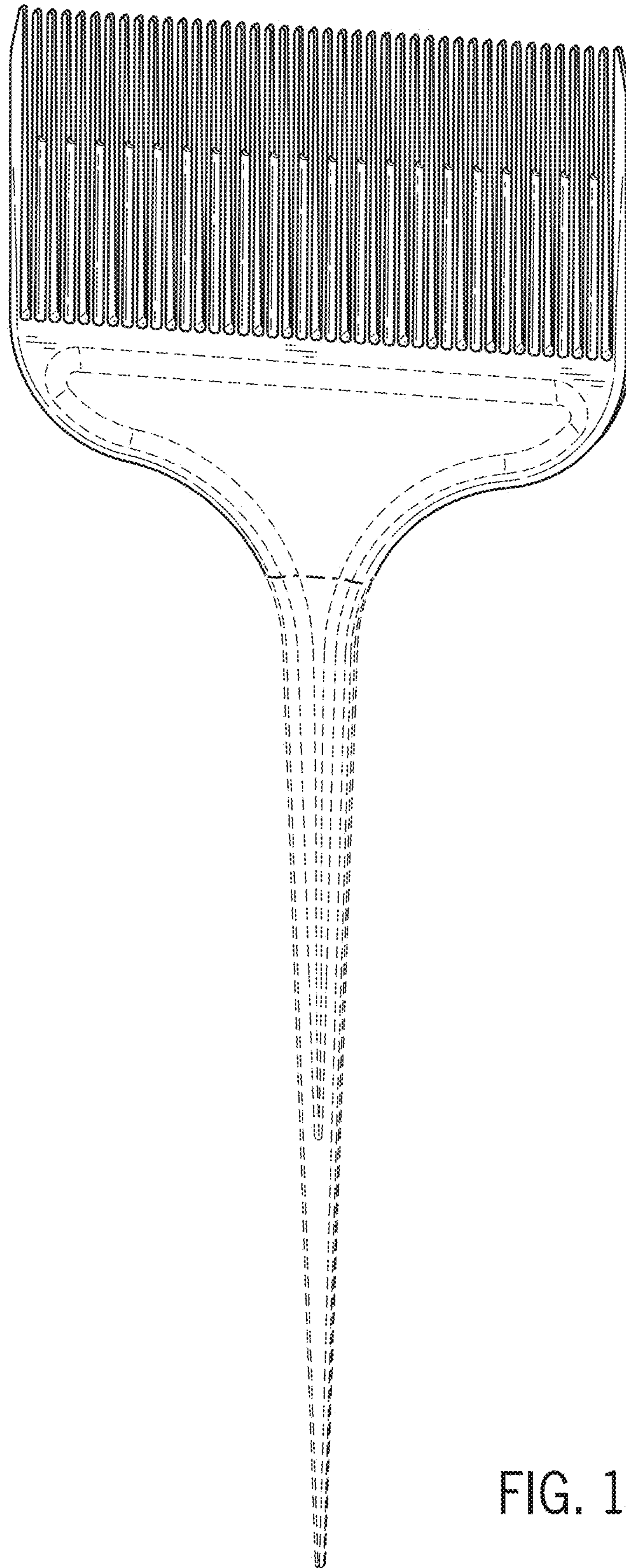


FIG. 1

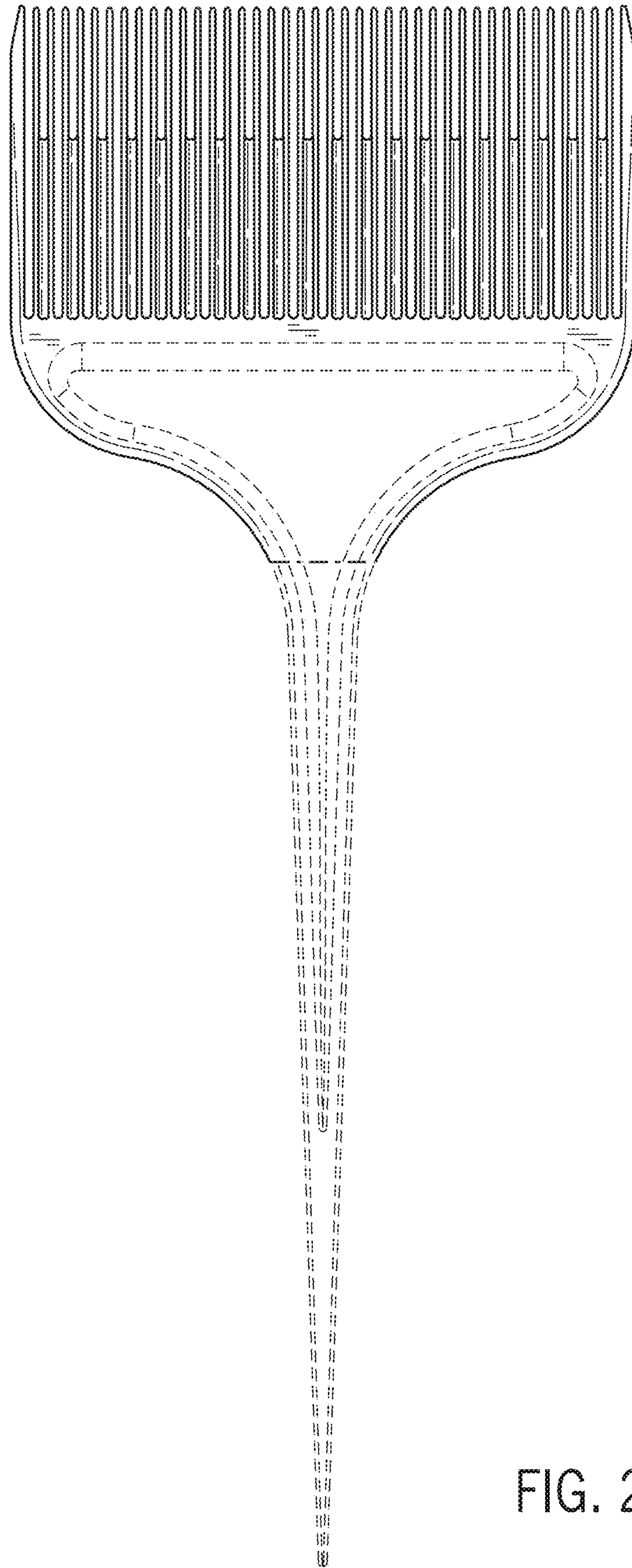


FIG. 2

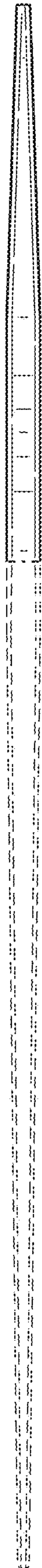


FIG. 3

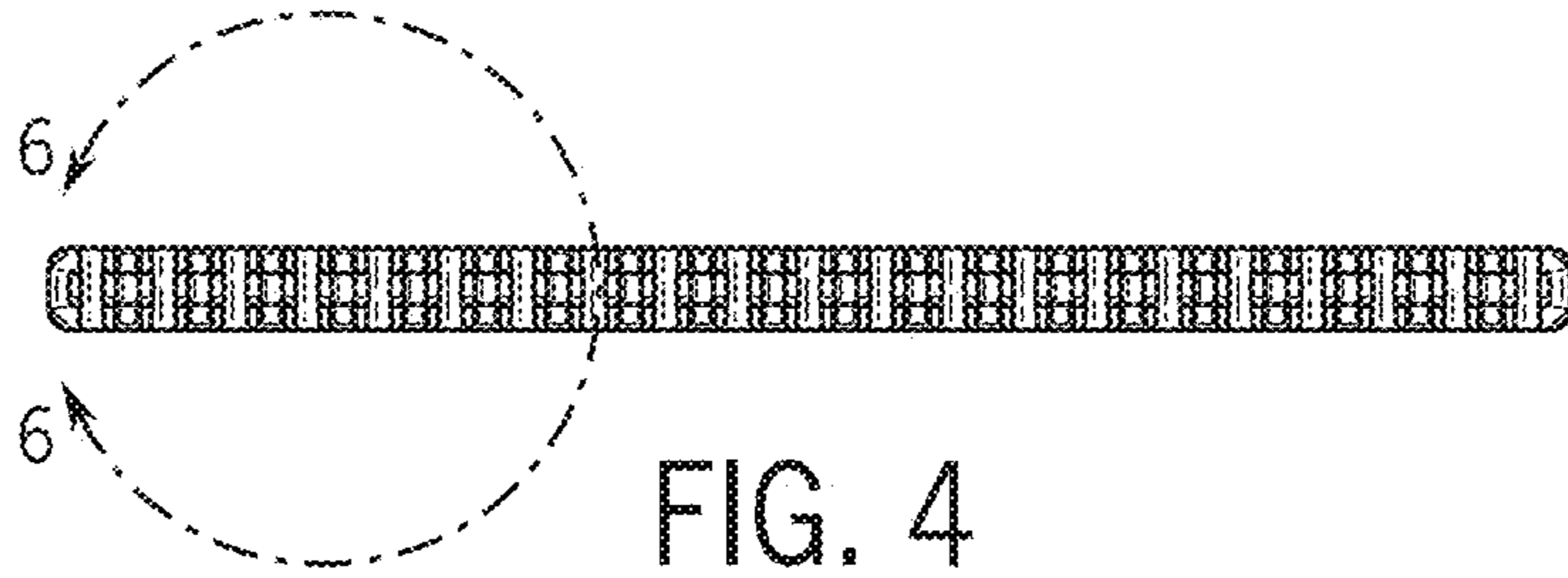


FIG. 4




FIG. 5

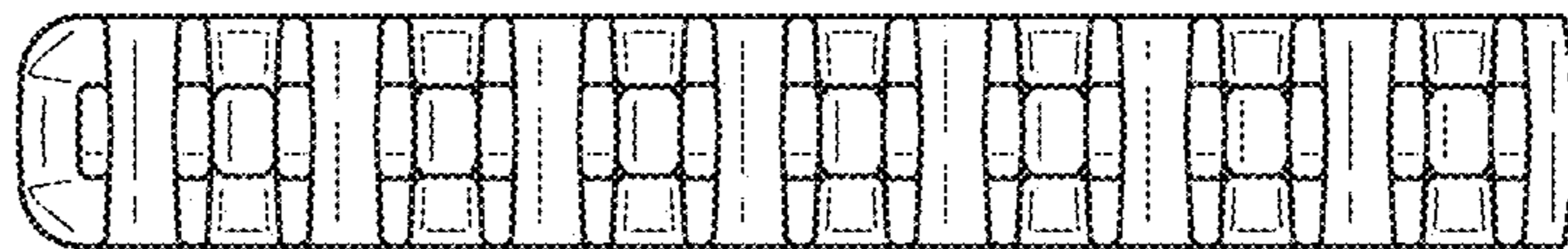


FIG. 6