

US00D923208S

(12) **United States Design Patent**
Newson

(10) **Patent No.:** **US D923,208 S**
(45) **Date of Patent:** **** Jun. 22, 2021**

- (54) **CANDLE**
- (71) Applicant: **LOUIS VUITTON MALLETIER**,
Paris (FR)
- (72) Inventor: **Marc Newson**, London (GB)
- (73) Assignee: **Louis Vuitton Malletier**, Paris (FR)
- (**) Term: **15 Years**
- (21) Appl. No.: **29/670,727**
- (22) Filed: **Nov. 19, 2018**
- (30) **Foreign Application Priority Data**

5,287,990 A *	2/1994	Knox	B65D 25/32
				220/759
D382,766 S *	8/1997	Hamada	D7/354
D394,513 S *	5/1998	Davis	D26/6
5,816,439 A *	10/1998	Lovell	B65D 25/32
				220/760
D637,741 S *	5/2011	Horezniak	D26/6
D664,687 S *	7/2012	Inana	D26/6
D672,891 S *	12/2012	McLaren	D26/6
D711,679 S *	8/2014	Day	D7/354
D717,582 S *	11/2014	Shin	D7/360
D729,989 S *	5/2015	Krueger	D30/124
D743,137 S *	11/2015	Vasilakes	D32/53
D750,420 S *	3/2016	Hu	D7/354
D788,380 S *	5/2017	Krueger	D30/124
D811,801 S *	3/2018	Workman	D7/361
D865,445 S *	11/2019	Lin	D7/409
D876,875 S *	3/2020	Wang	D7/359

(Continued)

May 25, 2018 (FR) 2018-2479

- (51) **LOC (13) Cl.** **26-04**
- (52) **U.S. Cl.**
USPC **D26/6**

- (58) **Field of Classification Search**
USPC D26/6-23; D9/428; D11/131, 145, 152,
D11/155; D7/361, 642, 664, 354;
220/696, 754, 758, 760; D3/240
CPC F21V 99/00; F21V 35/00; F21V 37/00;
F21V 21/06; C11C 5/008; C11C 5/00;
Y10S 362/806; Y10S 229/923; F23D
3/08; F23D 3/16; B65D 5/52; A47G
33/00

See application file for complete search history.

(56) **References Cited**

U.S. PATENT DOCUMENTS

383,943 A *	6/1888	Conde	B65D 25/42
				222/466
634,763 A *	10/1899	Polsley	B65D 25/32
				217/125
1,148,399 A *	7/1915	Perry	B65D 25/32
				220/764
D341,780 S *	11/1993	Turner	D9/503

Primary Examiner — Marcus A Jackson

(74) *Attorney, Agent, or Firm* — Fross Zelnick Lehrman
& Zissu, P.C.; Charles T. J. Weigell, Esq.

(57) **CLAIM**

The ornamental design for a candle, as shown and described.

DESCRIPTION

FIG. 1 is a front perspective view of a candle showing my new design;

FIG. 2 is a front view thereof;

FIG. 3 is a back view thereof;

FIG. 4 is a left side view thereof;

FIG. 5 is a right side view thereof;

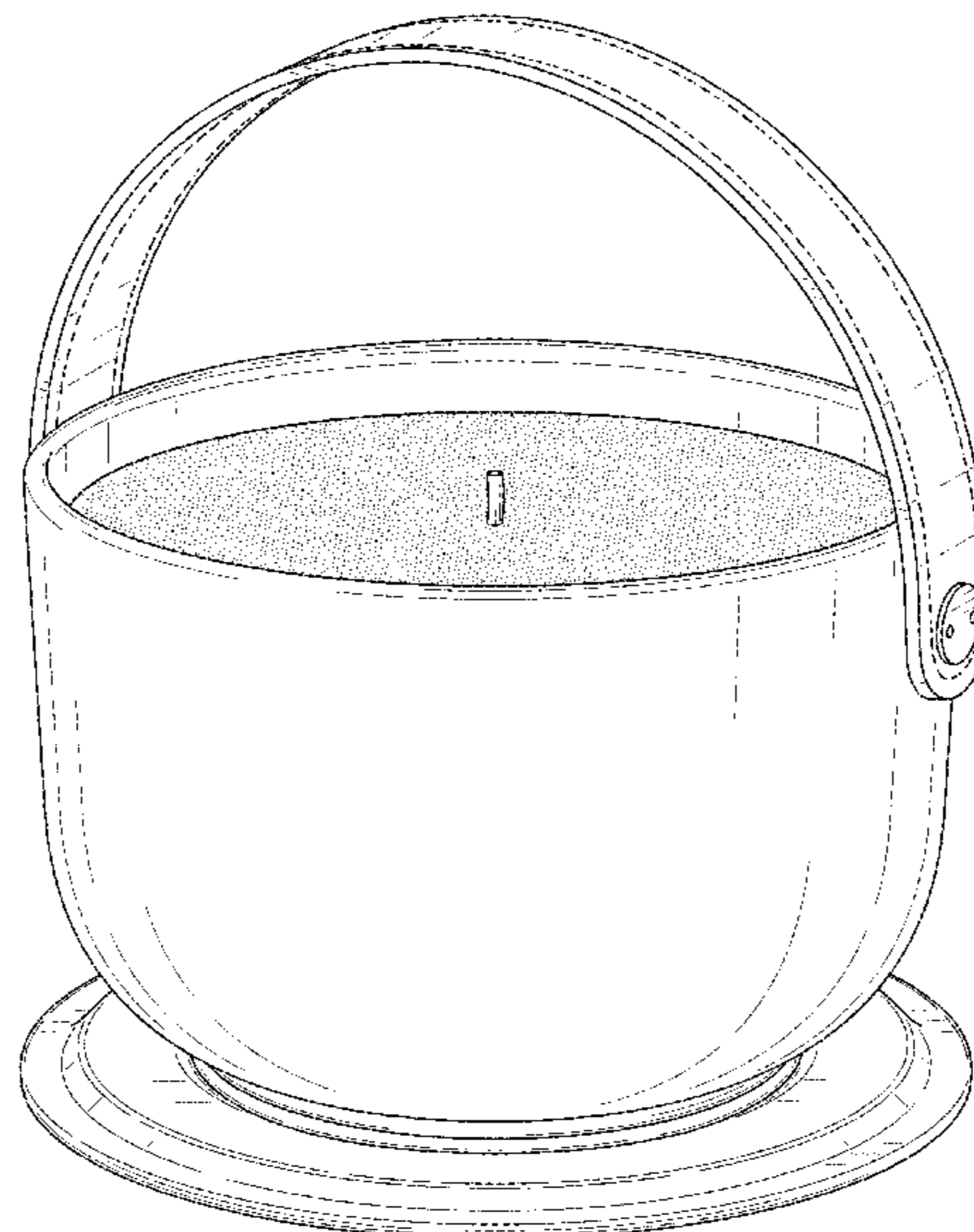
FIG. 6 is a top view thereof; and,

FIG. 7 is a bottom view thereof.

The stitching in the drawings form no part of the claimed design.

The broken lines in the drawings showing of the candle illustrate the portions of the candle that form no part of the claimed Design.

1 Claim, 7 Drawing Sheets



(56)

References Cited

U.S. PATENT DOCUMENTS

D887,305 S *	6/2020	Siegel	D11/152
D889,901 S *	7/2020	Cheng	D7/354
2006/0043098 A1 *	3/2006	Backes	B65D 25/32
			220/760
2013/0048657 A1 *	2/2013	Heiser, Jr.	B44D 3/12
			220/760
2013/0341341 A1 *	12/2013	Giedroyce	B65D 25/2876
			220/754
2016/0090211 A1 *	3/2016	Bateman	A47G 23/0216
			220/758

* cited by examiner

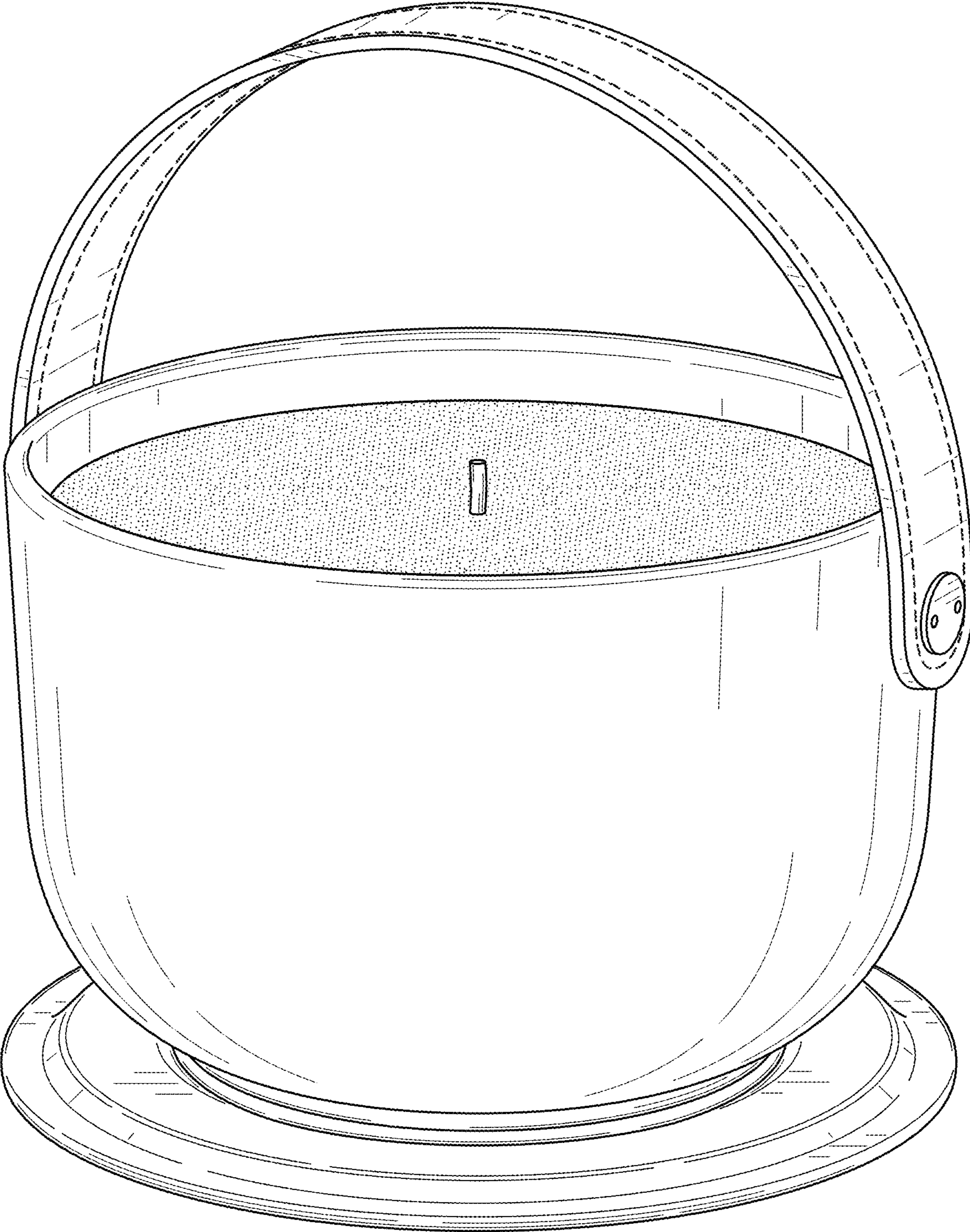


FIG. 1

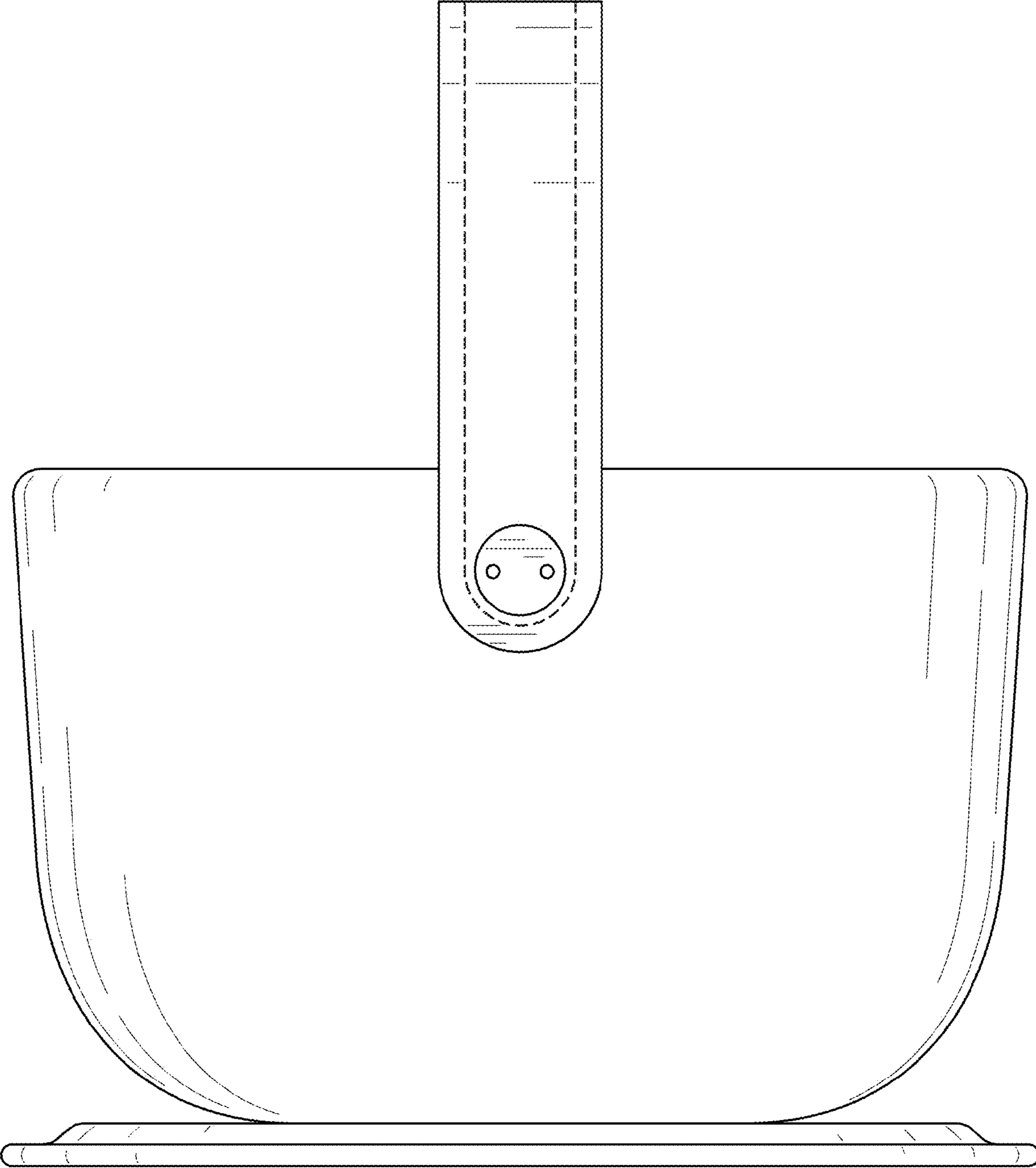


FIG. 2

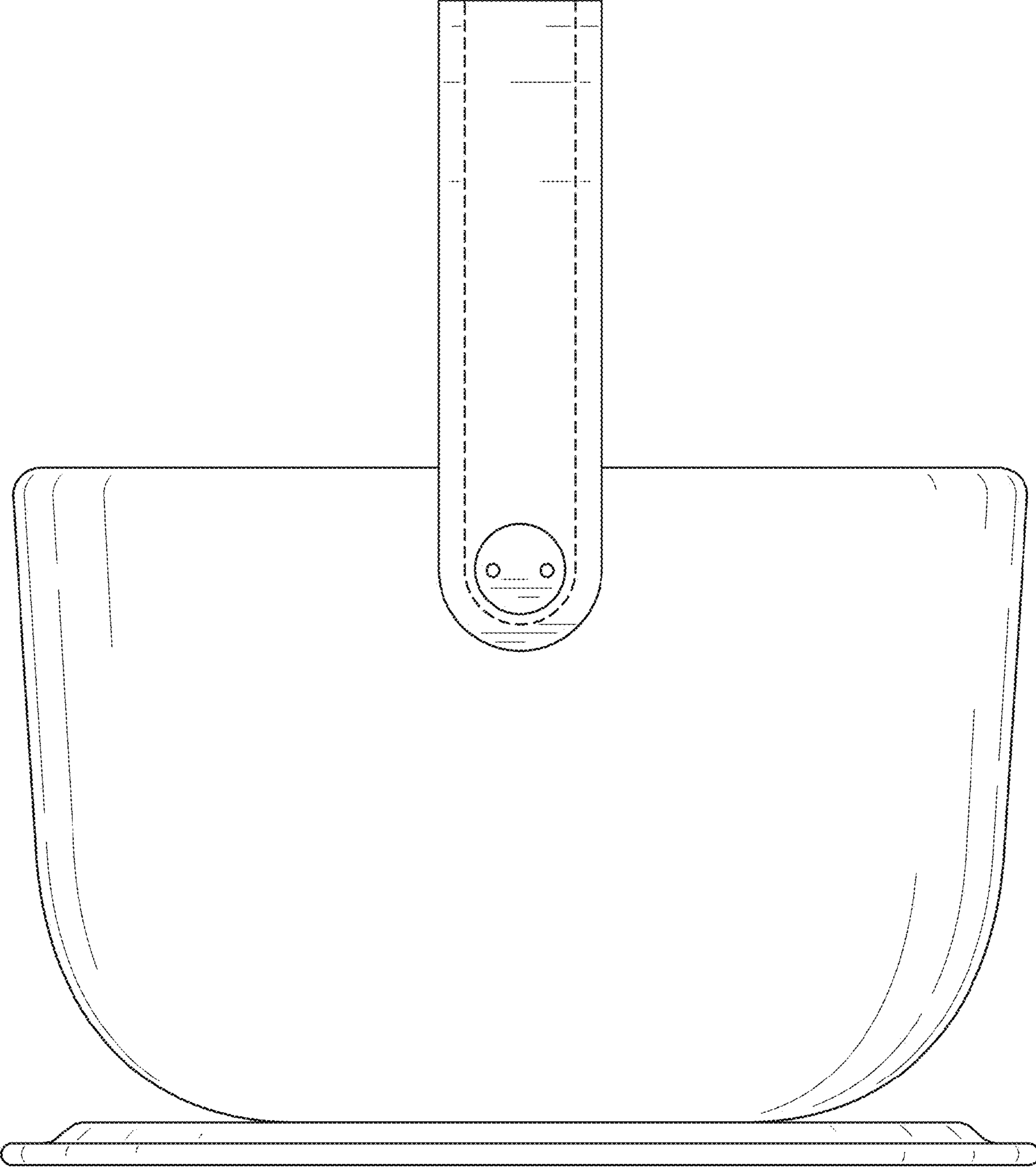


FIG. 3

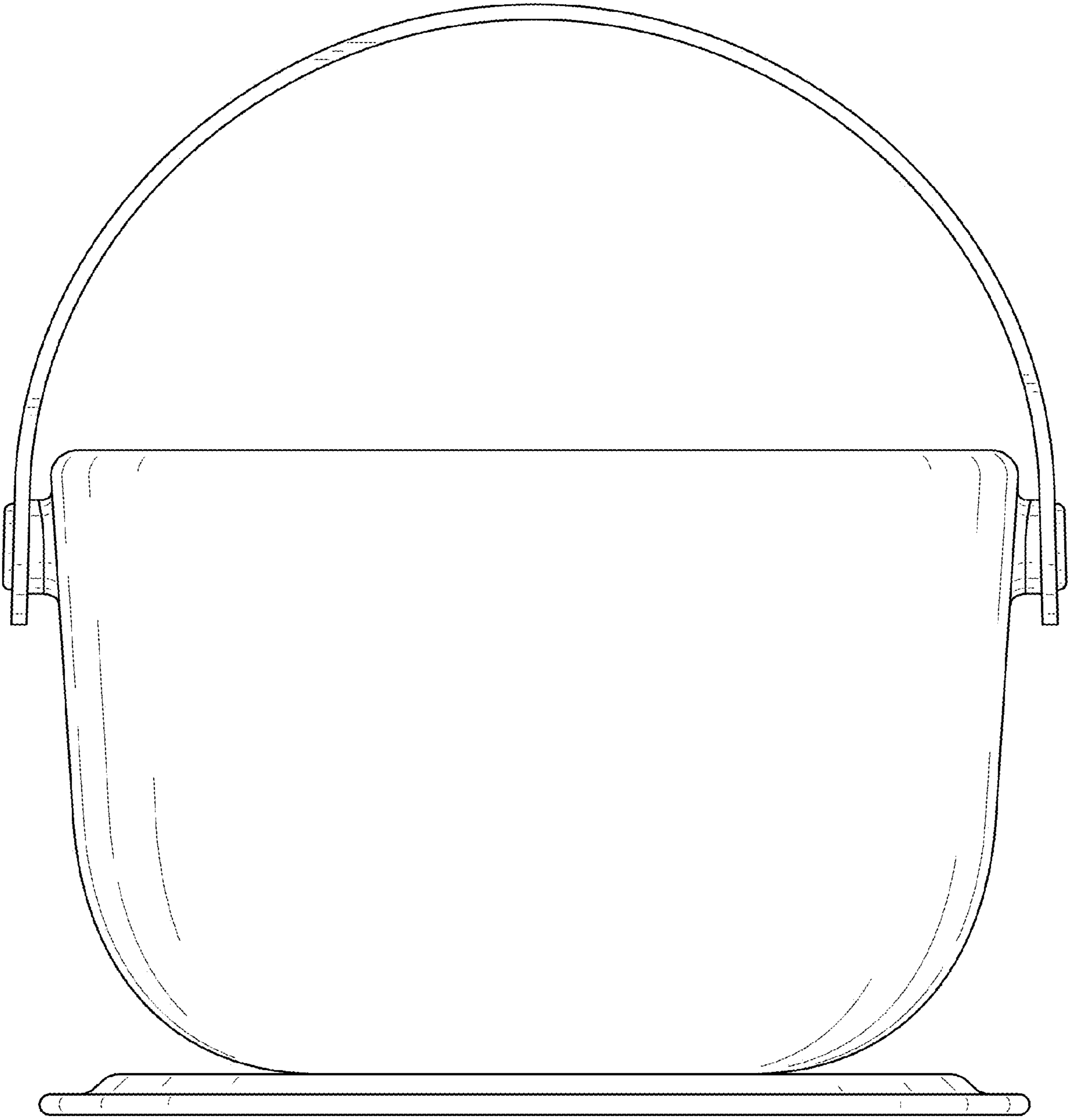


FIG. 4

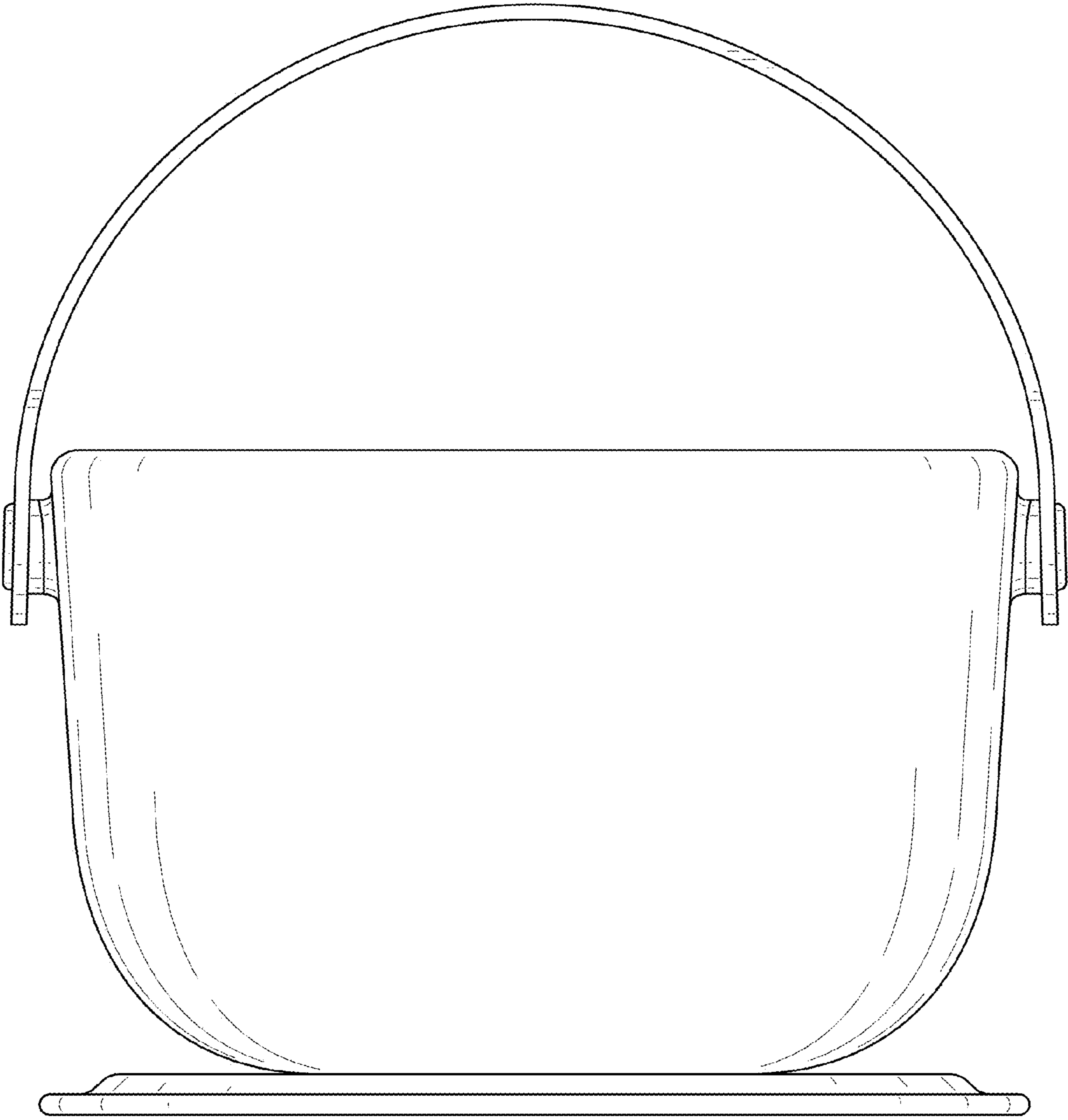


FIG. 5

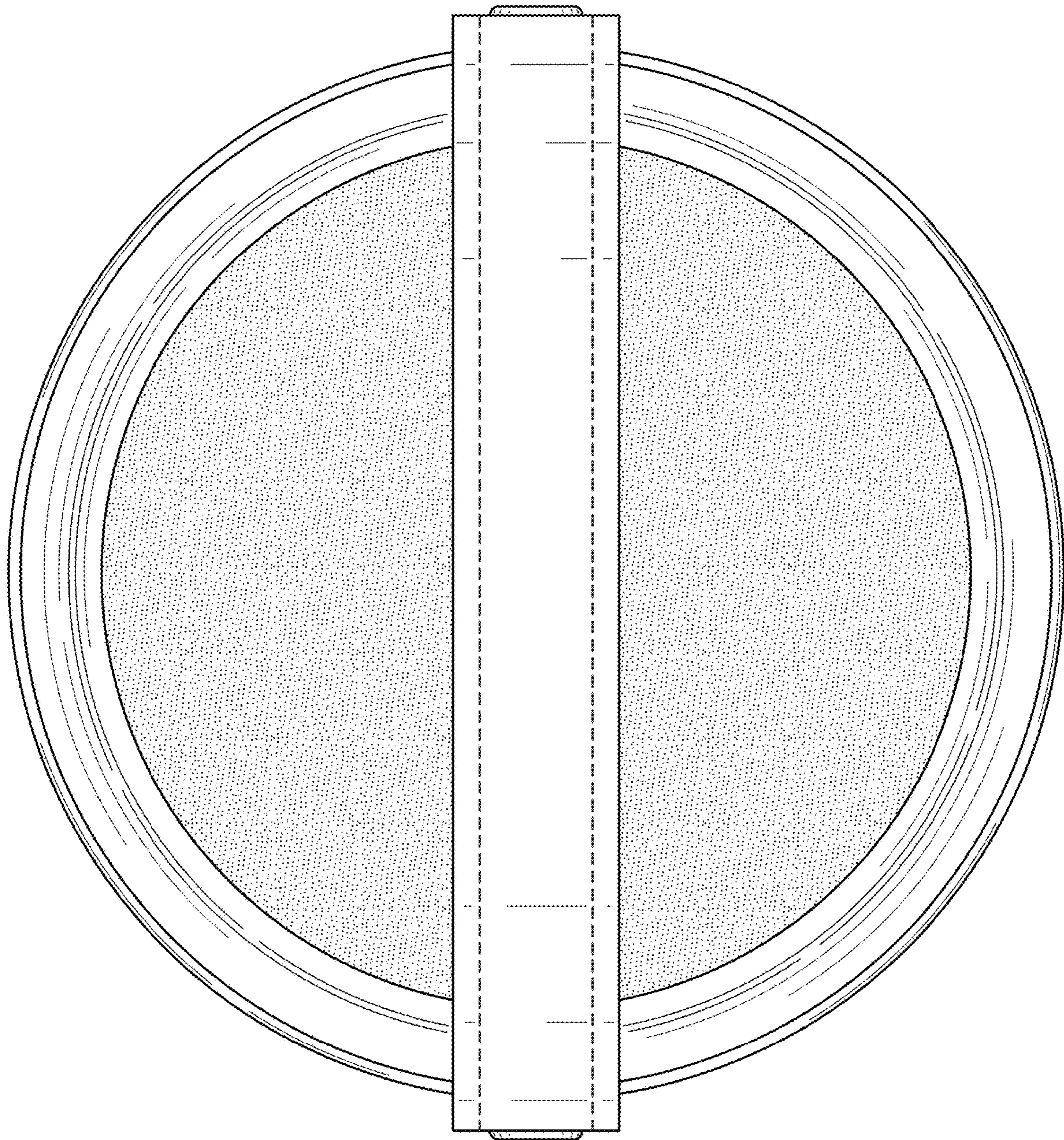


FIG. 6




FIG. 7