



US00D923205S

(12) **United States Design Patent**  
**Hironaga**

(10) **Patent No.:** **US D923,205 S**

(45) **Date of Patent:** **\*\* Jun. 22, 2021**

- (54) **GROUND STAKE**
- (71) Applicant: **Glenn Hironaga**, Honolulu, HI (US)
- (72) Inventor: **Glenn Hironaga**, Honolulu, HI (US)
- (\*\*) Term: **15 Years**
- (21) Appl. No.: **29/727,009**
- (22) Filed: **Mar. 6, 2020**
- (51) **LOC (13) Cl.** ..... **25-01**
- (52) **U.S. Cl.**  
USPC ..... **D25/126**
- (58) **Field of Classification Search**  
USPC ..... D25/125, 126, 127, 128, 129, 130, 131,  
D25/132, 133, 134, 135, 136; D11/7, 14,  
D11/30, 40, 43, 44, 48, 79, 81, 95, 96,  
D11/97, 99, 121, 131, 175, 204, 211, 217,  
D11/219, 223, 232, 238; D6/303, 310,  
D6/314, 332, 672, 674, 674.1, 680.2;  
D99/25-27  
CPC . E04H 12/2215; E04H 17/263; E04H 17/265;  
A01G 9/122; A01K 1/04; A01K 3/00;  
E02B 3/16; E02D 29/02; H01R 4/66;  
B25C 11/00; B25C 9/00; B25D 2250/111;  
B25D 5/00; B66F 19/00; F16B 15/00  
See application file for complete search history.

- D830,663 S \* 10/2018 Singh ..... D99/17
- D889,692 S \* 7/2020 Tavella ..... E02D 29/02
- 2003/0041705 A1\* 3/2003 Coulter ..... B25C 9/00
- 2005/0252406 A1\* 11/2005 Nilsen ..... B66F 5/02
- 2008/0164447 A1\* 7/2008 Hironaga ..... B66F 19/00
- 2009/0315005 A1\* 12/2009 Hironaga ..... E04H 17/265
- 2013/0025102 A1\* 1/2013 Barnhart ..... B25G 3/26
- 2017/0350078 A1\* 12/2017 Benjamin ..... B25C 11/00
- 2019/0380282 A1\* 12/2019 Burshan ..... B25D 17/00
- 2020/0080340 A1\* 3/2020 Sanchez ..... E04H 17/265

\* cited by examiner

*Primary Examiner* — Samantha Q Lawrence  
(74) *Attorney, Agent, or Firm* — James A. Italia; Italia IP

(57) **CLAIM**

The ornamental design for a ground stake, as shown and described.

**DESCRIPTION**

FIG. 1 is a perspective view of a ground stake;  
 FIG. 2 is a top plan view thereof;  
 FIG. 3 is a bottom plan view thereof;  
 FIG. 4 is a front view thereof;  
 FIG. 5 is a rear view thereof;  
 FIG. 6 is a right side view thereof; and,  
 FIG. 7 is a left side view thereof.

The broken lines shown in FIGS. 1-7 illustrate portions of the ground stake that form no part of the claimed design. The surface shading illustrated in the drawings is provided merely to highlight the contour of the design; it is not intended to be illustrative of texture or gloss.

**1 Claim, 4 Drawing Sheets**

- (56) **References Cited**  
U.S. PATENT DOCUMENTS
- 5,062,753 A \* 11/1991 Begue ..... F16B 15/00
- 33/295
- D585,432 S \* 1/2009 Baker ..... D14/223
- D611,221 S \* 3/2010 Parks ..... D99/5
- D802,469 S \* 11/2017 Letney ..... D11/96
- D806,904 S \* 1/2018 DeBellis ..... D25/126
- D808,286 S \* 1/2018 O'Neill ..... D10/69
- D817,915 S \* 5/2018 Norrell ..... D14/188






FIG. 1

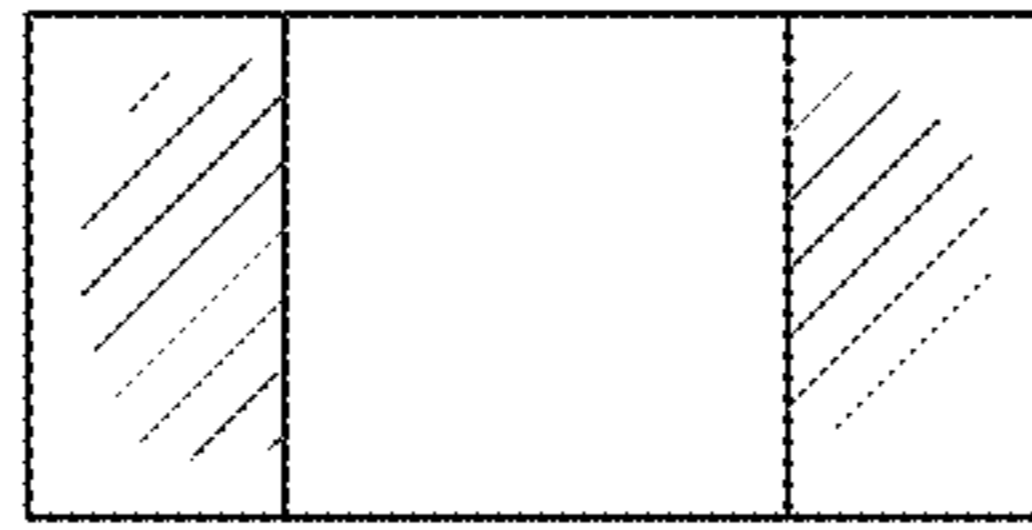


FIG. 2

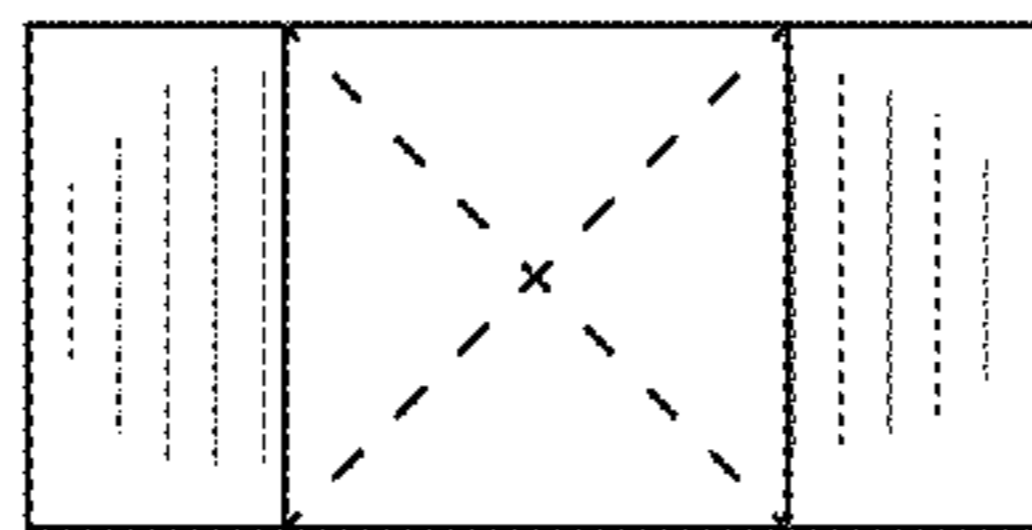


FIG. 3



FIG. 4




FIG. 5




FIG. 6

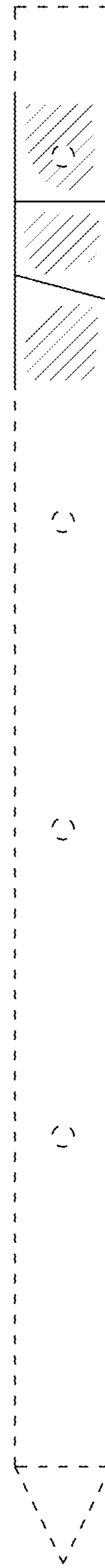


FIG. 7