



US00D923178S

(12) **United States Design Patent** (10) **Patent No.:** **US D923,178 S**
Abbasi (45) **Date of Patent:** **** Jun. 22, 2021**

(54) **SPINAL FUSION CAGE** 7,674,295 B2 3/2010 Eckman
D619,719 S * 7/2010 Pannu D24/155
(71) Applicant: **Advance Research System, LLC,** D620,110 S 7/2010 Courtney et al.
Edina, MN (US) D620,112 S 7/2010 Courtney et al.
D620,113 S 7/2010 Courtney et al.
(72) Inventor: **Hamid R. Abbasi,** Edina, MN (US) D627,468 S * 11/2010 Richter D24/155
7,850,734 B2 12/2010 Oh
(73) Assignee: **Advance Research System, LLC,**
Edina, MN (US) (Continued)

(**) Term: **15 Years**
(21) Appl. No.: **29/672,542**
(22) Filed: **Dec. 6, 2018**

EP 1099429 A1 5/2001
FR 2946245 12/2010
(Continued)

FOREIGN PATENT DOCUMENTS

OTHER PUBLICATIONS

Related U.S. Application Data

(63) Continuation of application No. 29/593,823, filed on Feb. 13, 2017, now Pat. No. Des. 879,295.
(51) **LOC (13) Cl.** **24-03**
(52) **U.S. Cl.**
USPC **D24/155**
(58) **Field of Classification Search**
USPC D24/155-157
CPC A61F 2/4611; A61F 2/442; A61F 2/447;
A61F 2220/0025; A61F 2310/00023;
A61F 2310/00017; A61F 2002/4475;
A61F 2002/30841; A61F 2002/2835;
A61F 2002/30904; A61F 2002/30785;
A61F 2002/443; A61F 2002/30578
See application file for complete search history.

International Search Report for Application No. PCT/US2017/066641 dated Jun. 25, 2018 (6 pages).
(Continued)

Primary Examiner — Charles D Hanson
(74) *Attorney, Agent, or Firm* — Christensen, Fonder, Dardi & Herbert PLLC

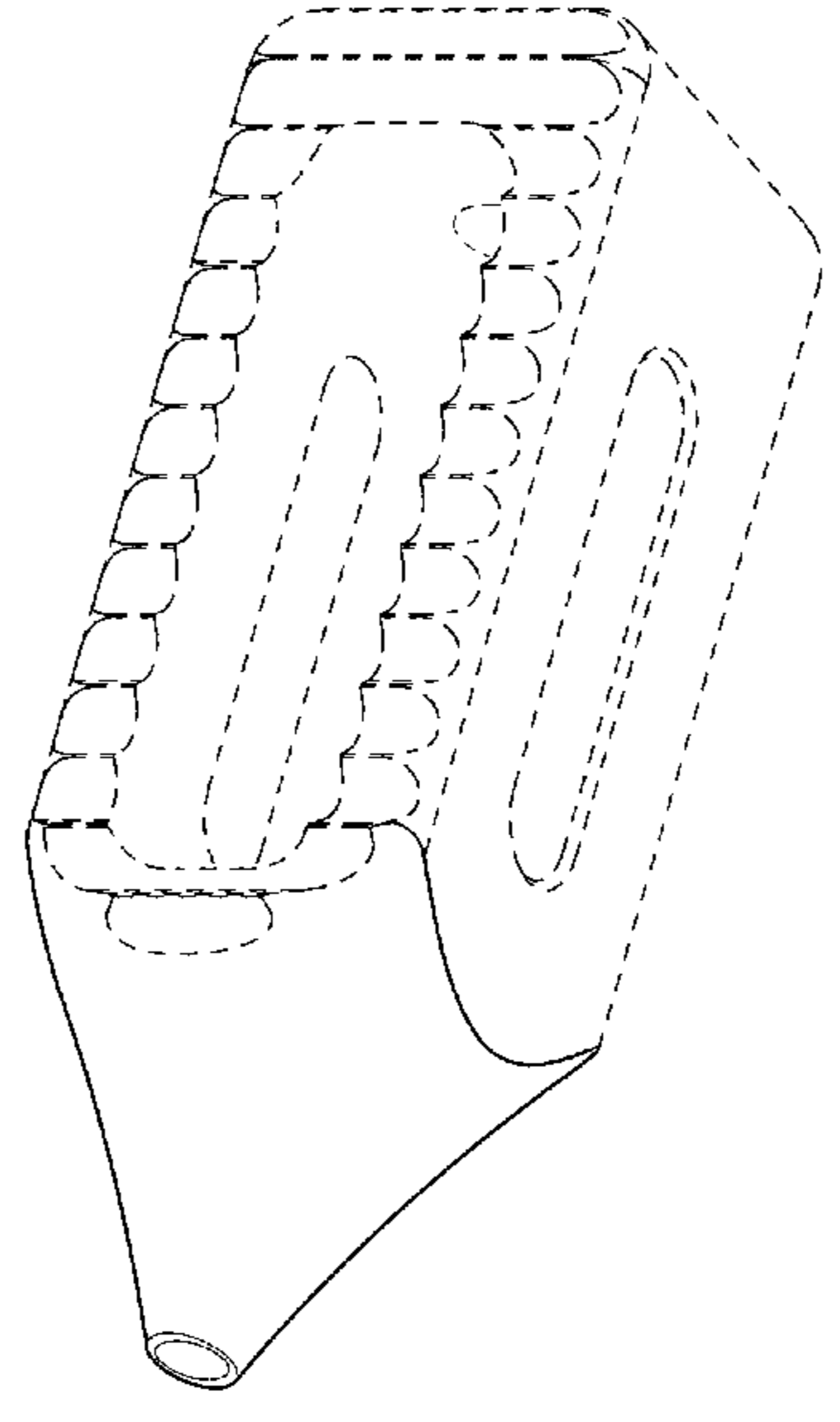
(57) **CLAIM**
I claim the ornamental design for the spinal fusion cage, as shown and described.

DESCRIPTION

FIG. 1 is a top, front perspective view of a spinal fusion cage according to an embodiment of the disclosure.
FIG. 2 is a top view of the spinal fusion cage, the opposite side being identical thereto.
FIG. 3 is a right view of the spinal fusion cage, the opposite side being identical thereto.
FIG. 4 is a front view of the spinal fusion cage; and,
FIG. 5 is a rear perspective view of the spinal fusion cage. The portions shown in dashed lines form no part of the claimed design.

(56) **References Cited**
U.S. PATENT DOCUMENTS
6,443,987 B1 9/2002 Bryan
6,942,698 B1 9/2005 Jackson
7,105,023 B2 9/2006 Eckman
7,175,667 B2 2/2007 Saunders et al.
D552,734 S 10/2007 Eckman
7,534,267 B2 5/2009 Eckman

1 Claim, 5 Drawing Sheets



(56)

References Cited

U.S. PATENT DOCUMENTS

D630,749 S 1/2011 Tornier
 7,867,277 B1* 1/2011 Tohmeh A61F 2/4455
 623/17.11
 7,938,857 B2* 5/2011 Garcia-Bengochea
 A61B 17/1671
 623/17.11
 8,002,831 B2 8/2011 Burd
 8,025,697 B2 9/2011 McClellan, III
 8,062,374 B2 11/2011 Markworth
 D653,757 S* 2/2012 Binder A61F 2/446
 D24/155
 8,137,402 B2 3/2012 Eckman
 8,147,554 B2 4/2012 Hansell et al.
 8,167,886 B2 5/2012 Eckman
 D665,081 S 8/2012 Hansell et al.
 8,273,128 B2 9/2012 Oh
 D675,736 S 2/2013 Garza-Vale
 8,414,654 B1 4/2013 Ganey
 8,425,610 B2 4/2013 Guyer et al.
 8,496,709 B2 7/2013 Schell
 8,535,378 B2 9/2013 Jackson
 8,568,416 B2 10/2013 Schmitz
 8,591,589 B2 11/2013 McCombe et al.
 8,613,745 B2 12/2013 Bleich
 8,617,163 B2 12/2013 Bleich
 8,663,331 B2 3/2014 McClellan, III
 8,679,189 B1 3/2014 Ganey
 8,685,096 B2 4/2014 Davenport
 8,709,087 B2 4/2014 Cragg
 8,747,473 B2 6/2014 Burd
 8,845,727 B2* 9/2014 Gottlieb A61F 2/442
 623/17.11
 8,864,839 B2 10/2014 Ganey
 8,870,957 B2 10/2014 Vraney
 D718,860 S 12/2014 Farris et al.
 8,900,310 B2 12/2014 Carlson et al.
 D722,695 S 2/2015 Kaufmann et al.
 8,979,927 B2 3/2015 Huntsman et al.
 8,992,622 B2 3/2015 Ullrich, Jr. et al.
 9,015,922 B2 4/2015 Ganey
 D731,063 S 6/2015 VerHage et al.
 D732,667 S* 6/2015 McCormack D24/155
 D733,303 S 6/2015 Peterson et al.
 D737,446 S 8/2015 Butler et al.
 9,107,768 B2 8/2015 Schell
 9,138,330 B2 9/2015 Hansell et al.
 D741,488 S 10/2015 Tohmeh et al.
 D745,156 S* 12/2015 McCormack D24/155
 9,198,774 B2 12/2015 Pisharodi
 9,226,835 B2 1/2016 Schell
 D750,249 S* 2/2016 Grimberg, Jr. D24/155
 9,265,622 B2 2/2016 Schell
 9,289,312 B2 3/2016 Davenport
 9,295,562 B2 3/2016 Lechmann et al.
 D753,305 S 4/2016 Butler

9,320,610 B2 4/2016 Alheidt et al.
 9,320,618 B2 4/2016 Schmitz
 9,364,344 B2 6/2016 Whipple
 9,381,049 B2* 7/2016 McCormack A61F 2/4405
 9,445,914 B2 9/2016 Milz et al.
 9,566,170 B2 2/2017 Schell
 2002/0169508 A1 11/2002 Songer et al.
 2003/0023306 A1 1/2003 Liu et al.
 2003/0105528 A1 6/2003 Shimp et al.
 2003/0139812 A1 7/2003 Garcia et al.
 2006/0167548 A1 7/2006 Jackson
 2009/0138015 A1 5/2009 Conner et al.
 2011/0144755 A1* 6/2011 Baynham A61F 2/447
 623/17.16
 2012/0065613 A1* 3/2012 Pepper A61F 2/447
 604/500
 2014/0100657 A1* 4/2014 McCormack A61F 2/4405
 623/17.11
 2015/0005881 A1 1/2015 Connor et al.
 2015/0100129 A1 4/2015 Waugh et al.
 2015/0173917 A1 6/2015 Radcliffe et al.
 2016/0030188 A1 2/2016 Lynn et al.
 2016/0081814 A1 3/2016 Baynham
 2016/0113773 A1 4/2016 Ganem
 2018/0243097 A1 8/2018 Jones et al.

FOREIGN PATENT DOCUMENTS

KR 30-0543254 4/2010
 WO WO2013/009462 A2 1/2013

OTHER PUBLICATIONS

Notice of Allowance received for Japanese Design Application No. 2017-28954, dated Apr. 20, 2018.
 Design World “Peek thermoplastic used to develop spinal spacer devices” (Nov. 29, 2012) downloaded from the internet at <http://www.designworldonline.com/peek-thermoplastic-used-to-develop-spinal-spacer-devices/>.
 Nexxt Spine “Honour tPLIF Spacer System” downloaded from the internet at <http://www.nexxtspine.com/products/honour-tplif-spacer-system>, published prior to Feb. 13, 2017.
 Next Spine, “Honour Orb Cervical Spacer System”, downloaded from the internet on Oct. 20, 2017 at <http://www.nexxtspine.com/products/honour-orb-cervical-spacersystem>.
 Next Spine, “Honour tPLIF Spacer System”, downloaded from the Internet on Oct. 20, 2017 at http://www.nexxtspine.com/gallery/honour_tplif/new/169.
 Next Spine “Honour TLIF Spacer System” downloaded from the Internet on Oct. 20, 2017 at <http://www.nexxtspine.com/products/Honour-TLIF-Spacer-System>.
 Next Spine, “Honour Allo-C Allograft System”, downloaded from the Internet on Oct. 20, 2017 at <http://www.nexxtspine.com/products/honour-ano-c-allgraft-system>.

* cited by examiner

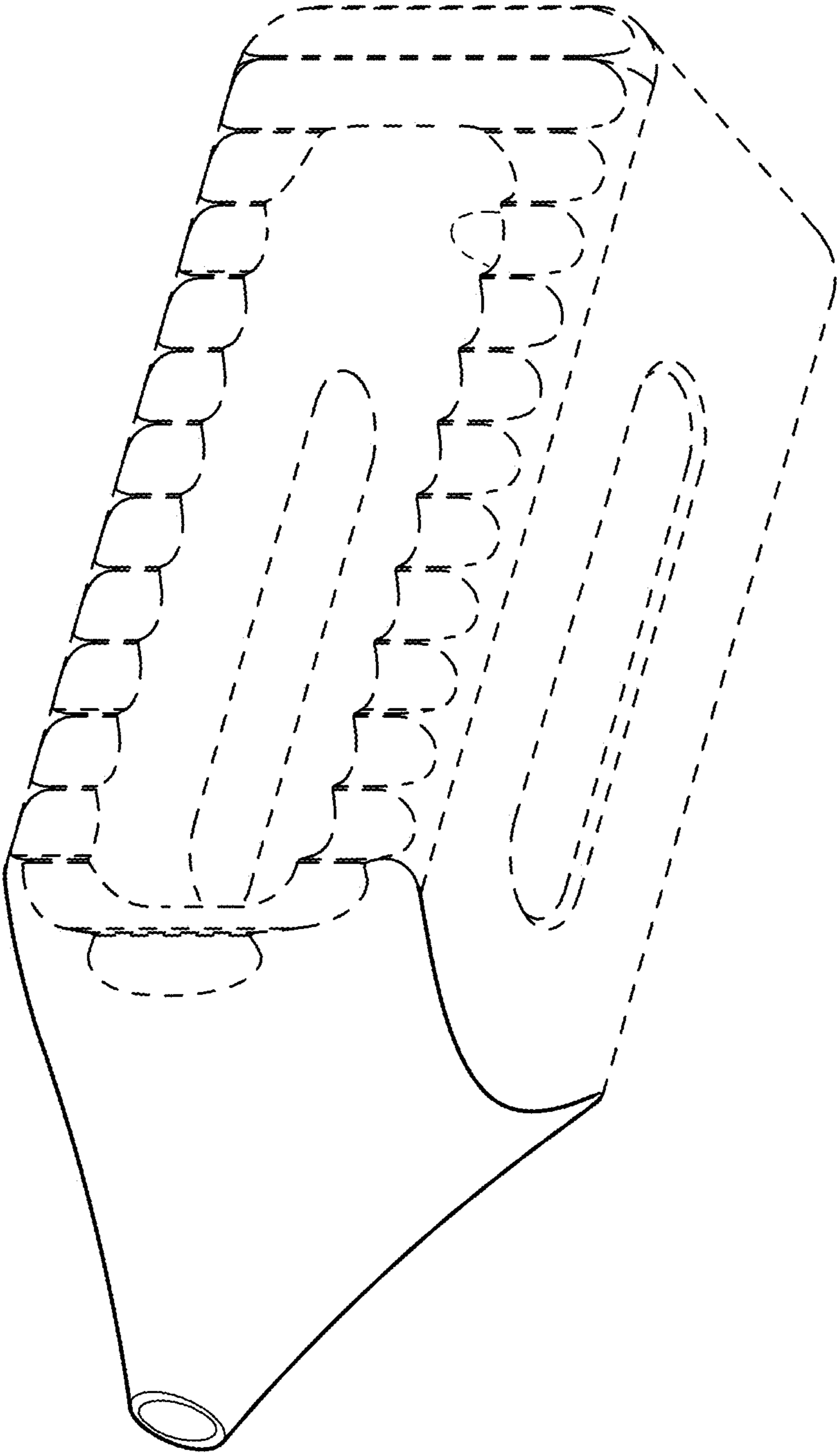


FIG. 1

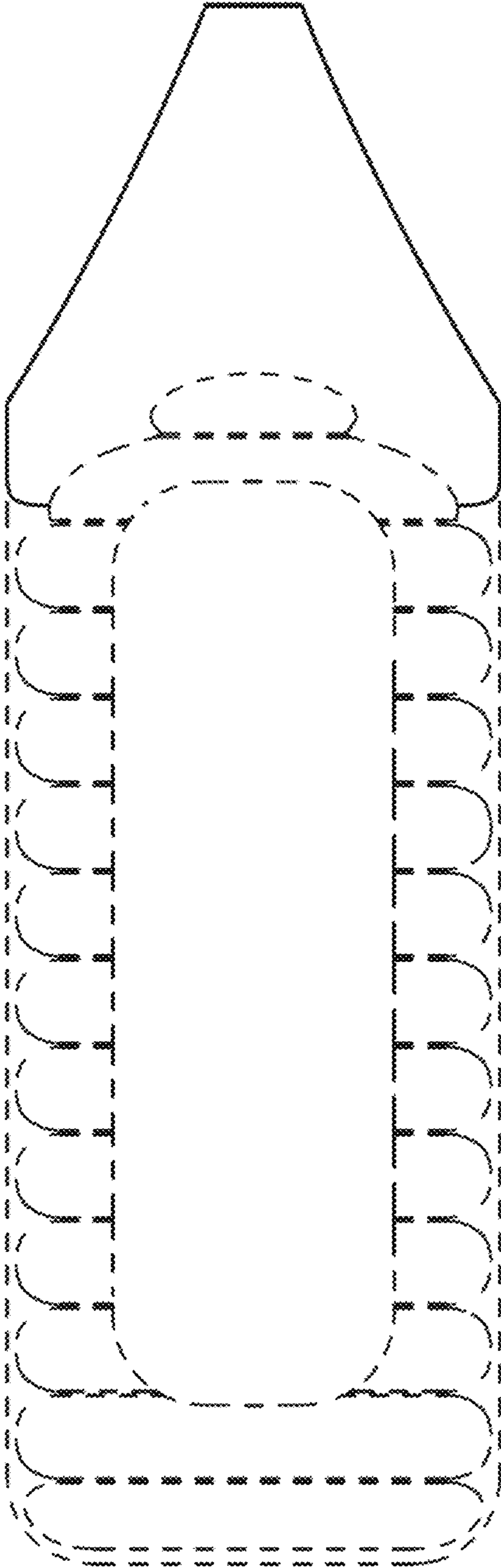


FIG. 2




FIG. 3

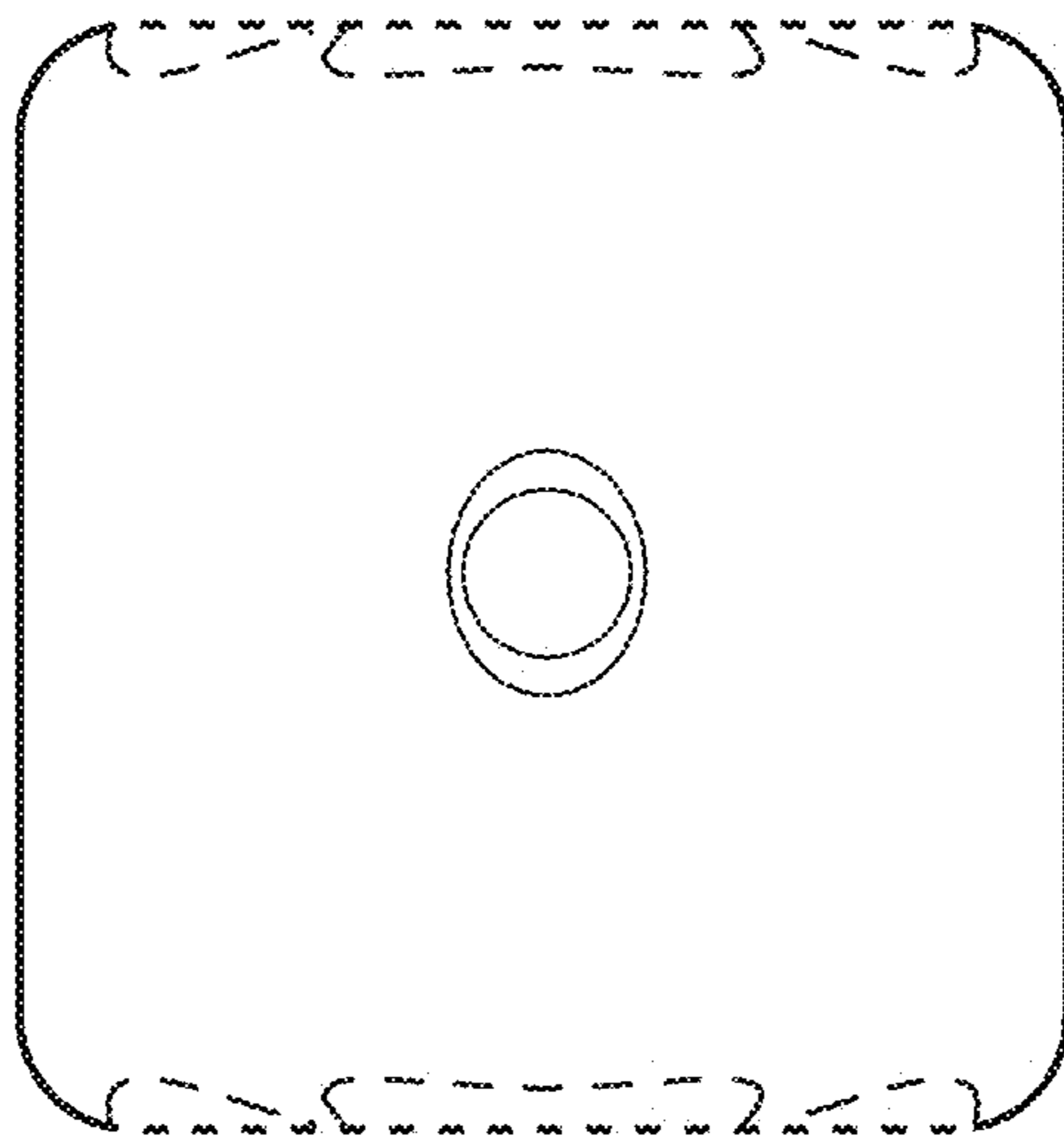


FIG. 4

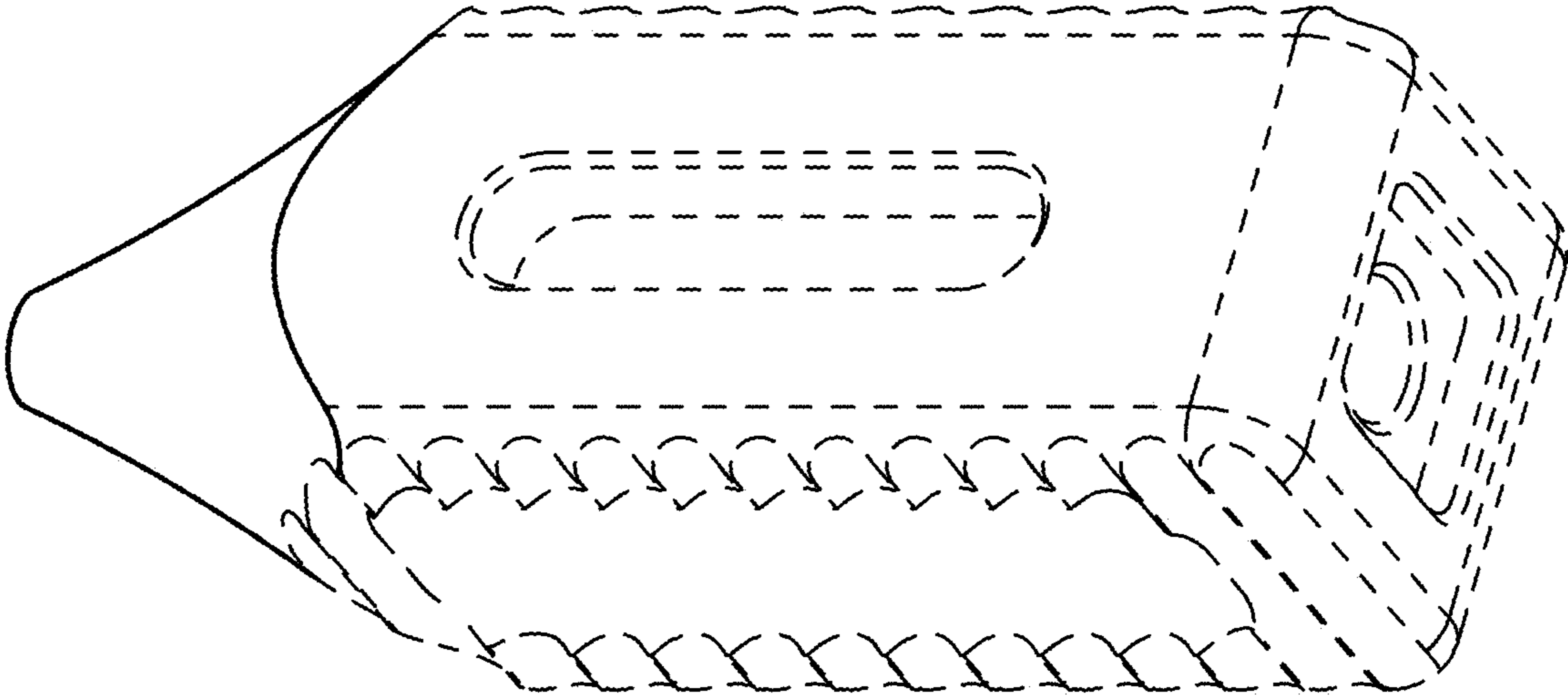


FIG. 5