



US00D923174S

(12) **United States Design Patent**  
**Jackson**

(10) **Patent No.:** **US D923,174 S**  
(45) **Date of Patent:** **\*\* Jun. 22, 2021**

- (54) **UNDERGARMENT SHIELD**
- (71) Applicant: **Catherine M. Jackson**, Richardson, TX (US)
- (72) Inventor: **Catherine M. Jackson**, Richardson, TX (US)
- (\*\*) Term: **15 Years**
- (21) Appl. No.: **29/749,190**
- (22) Filed: **Sep. 3, 2020**

- 6,565,548 B1 5/2003 Glaug
- 7,291,136 B1 \* 11/2007 Drevik ..... A61F 13/47254  
604/385.01
- D610,256 S \* 2/2010 Garner ..... D24/126
- D636,487 S 4/2011 Igwe
- D647,200 S \* 10/2011 Slaughter ..... D24/126
- D724,818 S 3/2015 Wexler
- D731,645 S \* 6/2015 Smith ..... D24/125
- D731,646 S \* 6/2015 Smith ..... D24/125
- D788,294 S \* 5/2017 Cardenas ..... D24/126
- D815,275 S \* 4/2018 Hood ..... D24/124
- D870,418 S \* 12/2019 Hiraprashad ..... D2/712

(Continued)

**Related U.S. Application Data**

- (63) Continuation-in-part of application No. 29/746,548, filed on Aug. 14, 2020, and a continuation-in-part of application No. 29/745,884, filed on Aug. 10, 2020, and a continuation-in-part of application No. 29/745,883, filed on Aug. 10, 2020.

- (51) **LOC (13) Cl.** ..... **24-04**
- (52) **U.S. Cl.**  
USPC ..... **D24/124**

- (58) **Field of Classification Search**  
USPC ..... D24/124, 125, 126, 189, 190, 191, 192  
CPC ..... A61F 13/2051; A61F 13/47227; A61F 13/505; A61F 2013/4729; A61F 2013/15015; A61F 2/00; A61F 2/02; A61F 2/0009; A61F 13/476; A61F 13/475; A61F 13/5616; A41C 3/00; A41C 3/0064; A41C 3/12; A41C 3/124; A41C 3/144; A41C 3/145  
See application file for complete search history.

(56) **References Cited**

**U.S. PATENT DOCUMENTS**

- 4,928,323 A 5/1990 Nathan
- 5,325,543 A 7/1994 Allen
- 5,947,948 A 9/1999 Roe
- D472,313 S \* 3/2003 Leahy ..... D24/124

**FOREIGN PATENT DOCUMENTS**

- GB 2319187 A 5/1998

*Primary Examiner* — Samantha Q Lawrence

(57) **CLAIM**

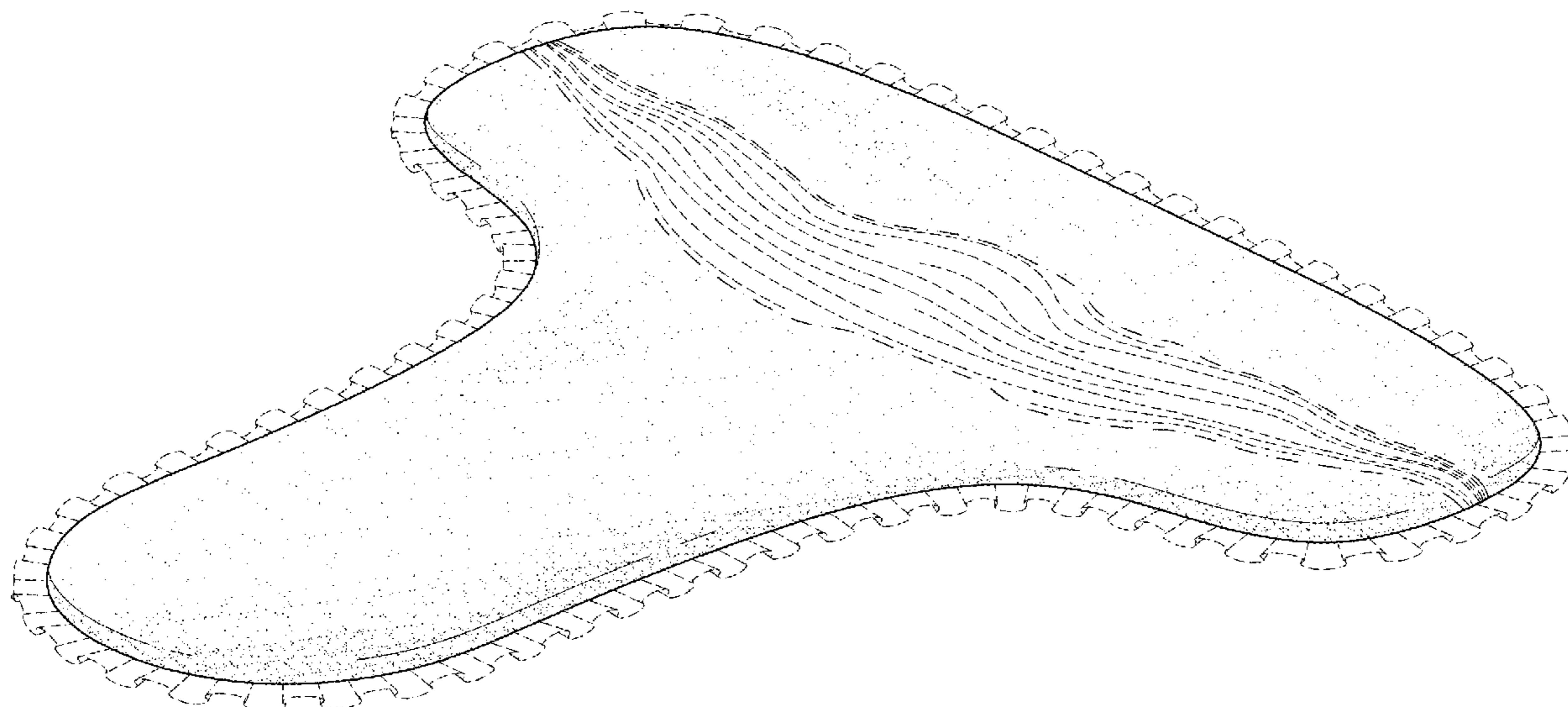
The ornamental design for an undergarment shield, as shown and described.

**DESCRIPTION**

FIG. 1 is a top frontal perspective view of an undergarment shield, showing my new design;  
 FIG. 2 is a front elevation view thereof;  
 FIG. 3 is a rear elevation view thereof;  
 FIG. 4 is a right side view thereof;  
 FIG. 5 is a left side view thereof;  
 FIG. 6 is a top view thereof; and,  
 FIG. 7 is a bottom view thereof.

The broken lines shown in FIGS. 1-7 illustrate portions of the undergarment shield that form no part of the claimed design. The wavy broken lines appearing on the top and bottom surface of the undergarment shield as shown in FIGS. 1-3 depict unclaimed pleating, and the areas between such broken lines form no part of the claimed design. The dash-dot broken lines shown in FIGS. 1-3 illustrate boundary lines that form no part of the claimed design.

**1 Claim, 5 Drawing Sheets**



(56)

**References Cited**

U.S. PATENT DOCUMENTS

2007/0060901 A1\* 3/2007 Alletsee ..... A61F 13/47254  
604/385.09  
2012/0010582 A1\* 1/2012 Newnam ..... A61F 13/505  
604/360

\* cited by examiner

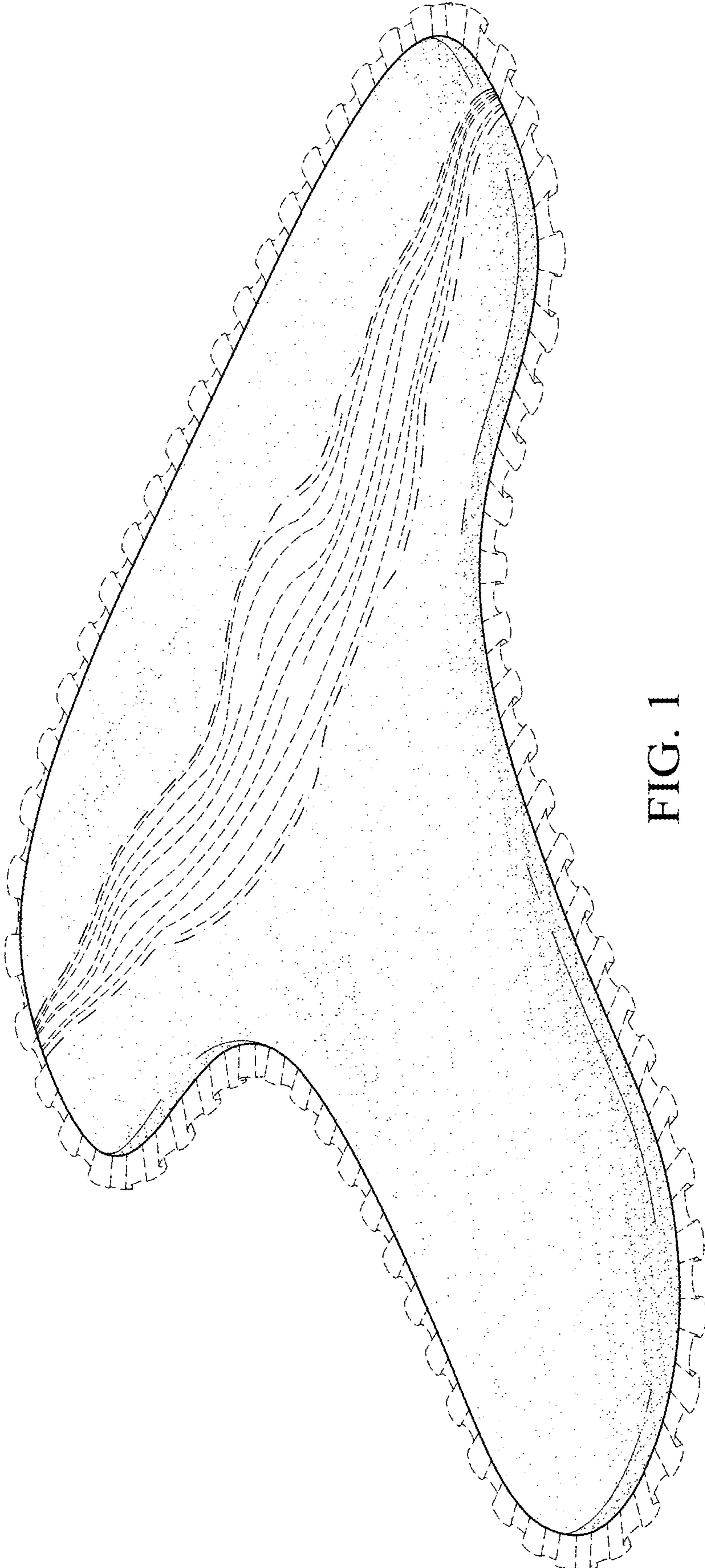


FIG. 1

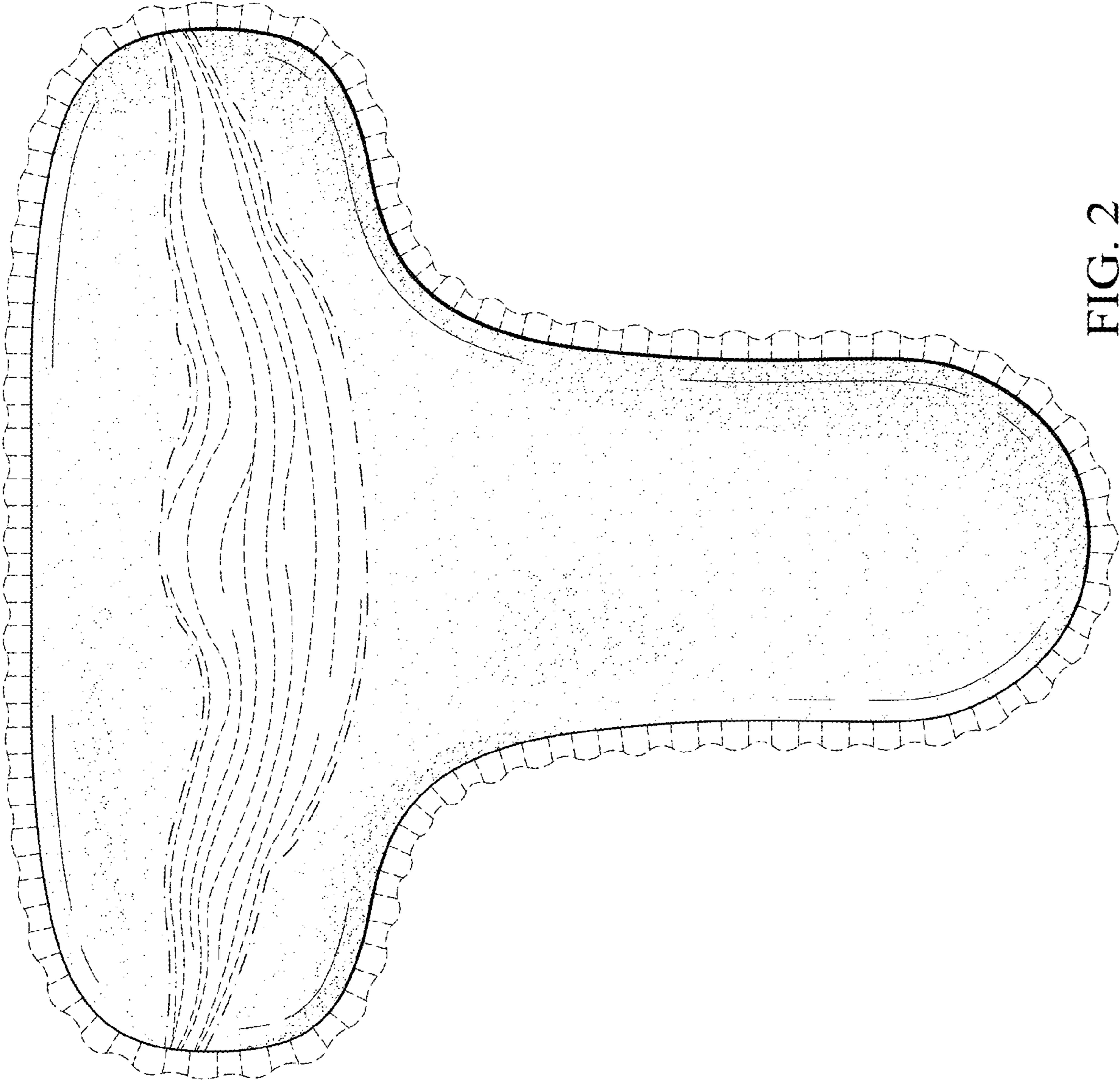


FIG. 2

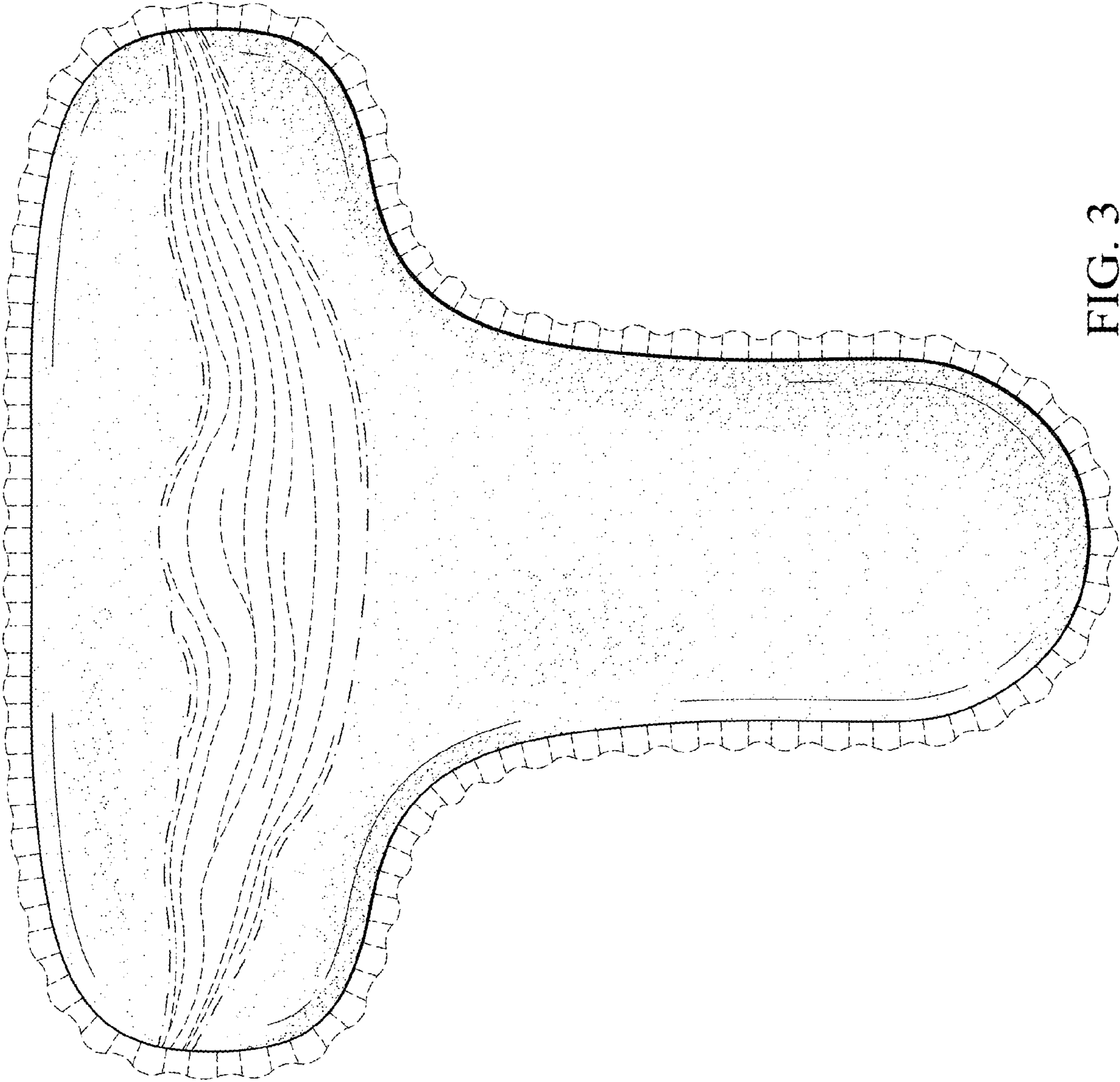


FIG. 3

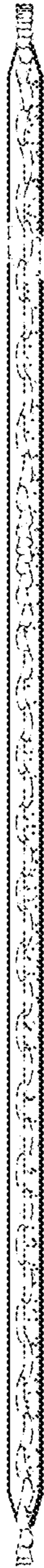


FIG. 4




FIG. 5



FIG. 6



FIG. 7