



US00D923173S

(12) **United States Design Patent**
Jackson

(10) **Patent No.:** **US D923,173 S**

(45) **Date of Patent:** **** *Jun. 22, 2021**

- (54) **UNDERGARMENT SHIELD**
- (71) Applicant: **Catherine M. Jackson**, Richardson, TX (US)
- (72) Inventor: **Catherine M. Jackson**, Richardson, TX (US)
- (*) Notice: This patent is subject to a terminal disclaimer.
- (**) Term: **15 Years**
- (21) Appl. No.: **29/746,548**
- (22) Filed: **Aug. 14, 2020**

- D472,313 S * 3/2003 Leahy D24/124
- 6,565,548 B1 5/2003 Glaug
- 7,291,136 B1 * 11/2007 Drevik A61F 13/47254
604/385.01
- D610,256 S * 2/2010 Garner D24/126
- D636,487 S 4/2011 Igwe
- D647,200 S * 10/2011 Slaughter D24/126
- D724,818 S 3/2015 Wexler
- D731,645 S * 6/2015 Smith D24/125
- D731,646 S * 6/2015 Smith D24/125
- D788,294 S * 5/2017 Cardenas D24/126
- D815,275 S * 4/2018 Hood D24/124
- D870,418 S * 12/2019 Hiraprashad D2/712

(Continued)

Related U.S. Application Data

- (63) Continuation-in-part of application No. 29/745,883, filed on Aug. 10, 2020, and a continuation-in-part of application No. 29/745,884, filed on Aug. 10, 2020.
 - (51) **LOC (13) Cl.** **24-04**
 - (52) **U.S. Cl.**
USPC **D24/124**
 - (58) **Field of Classification Search**
USPC D24/124, 125, 126, 189, 190, 191, 192
CPC A61F 13/2051; A61F 13/47227; A61F 13/505; A61F 2013/4729; A61F 2013/15015; A61F 2/00; A61F 2/02; A61F 2/0009; A61F 13/476; A61F 13/475; A61F 13/5616; A41C 3/00; A41C 3/0064; A41C 3/12; A41C 3/124; A41C 3/144; A41C 3/145
- See application file for complete search history.

References Cited

U.S. PATENT DOCUMENTS

- 4,928,323 A 5/1990 Nathan
- 5,325,543 A 7/1994 Allen
- 5,947,948 A 9/1999 Roe

FOREIGN PATENT DOCUMENTS

GB 2319187 A 5/1998

Primary Examiner — Samantha Q Lawrence

(57) **CLAIM**

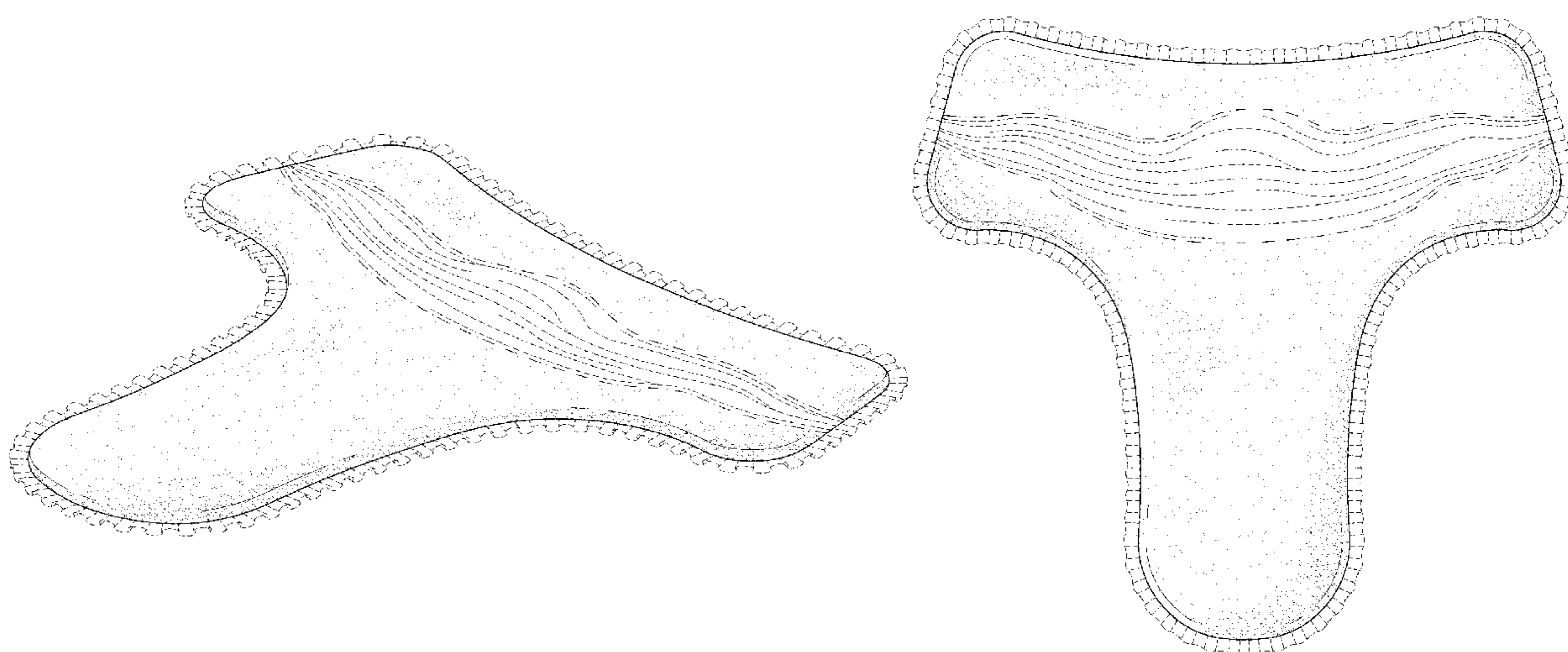
The ornamental design for an undergarment shield, as shown and described.

DESCRIPTION

FIG. 1 is a top frontal perspective view of an undergarment shield, showing my new design;
 FIG. 2 is a front elevation view thereof;
 FIG. 3 is a rear elevation view thereof;
 FIG. 4 is a right side view thereof;
 FIG. 5 is a left side view thereof;
 FIG. 6 is a top view thereof; and,
 FIG. 7 is a bottom view thereof.

The broken lines shown in FIGS. 1-7 illustrate portions of the undergarment shield that form no part of the claimed design. The wavy broken lines appearing on the top and bottom surface of the undergarment shield as shown in FIGS. 1-3 depict unclaimed pleating, and the areas between such broken lines form no part of the claimed design. The dash-dot lines shown in FIGS. 1-3 illustrate the bounds of the claim and form no part of the claimed design.

1 Claim, 5 Drawing Sheets



(56)

References Cited

U.S. PATENT DOCUMENTS

2007/0060901 A1* 3/2007 Alletsee A61F 13/47254
604/385.09
2012/0010582 A1* 1/2012 Newnam A61F 13/505
604/360

* cited by examiner

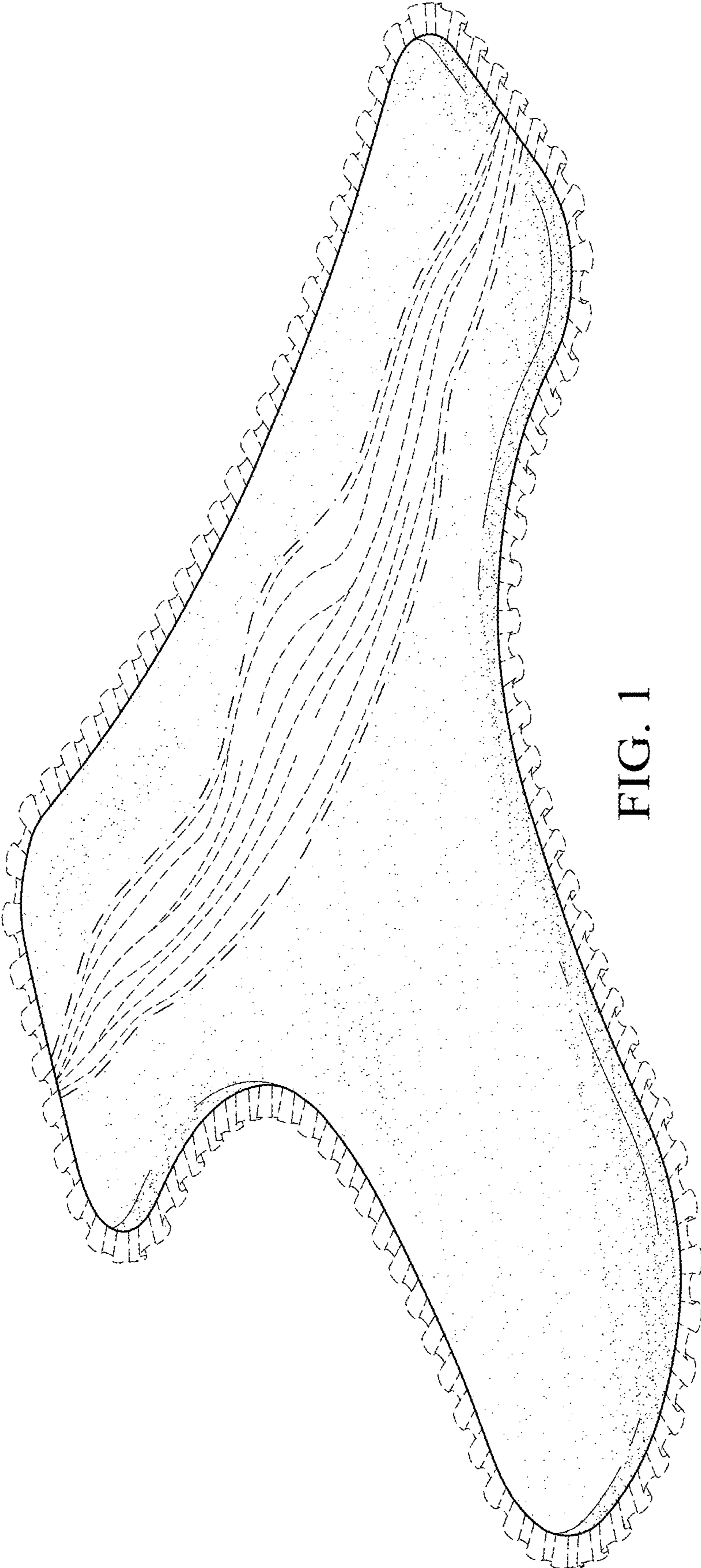


FIG. 1

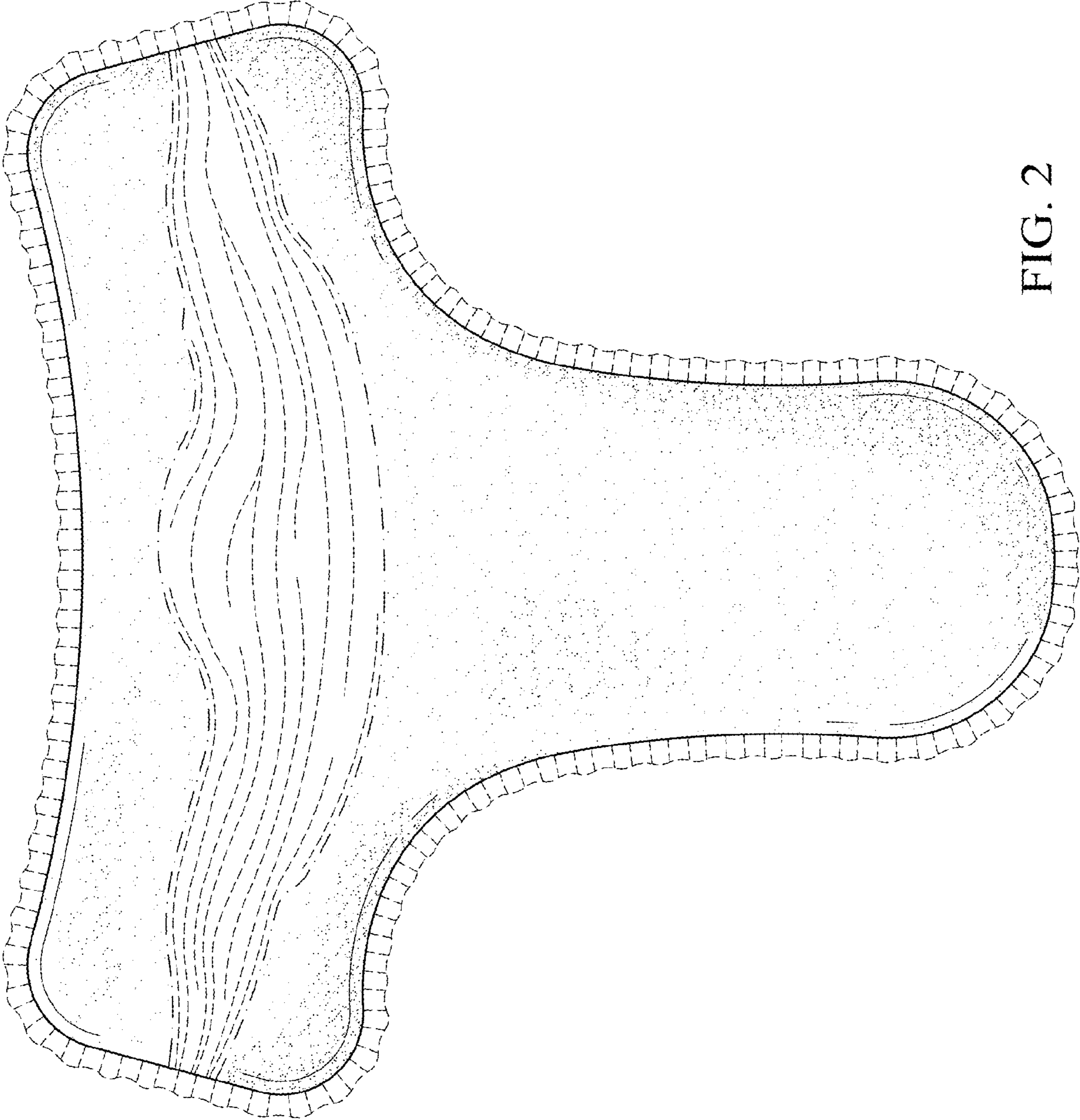


FIG. 2

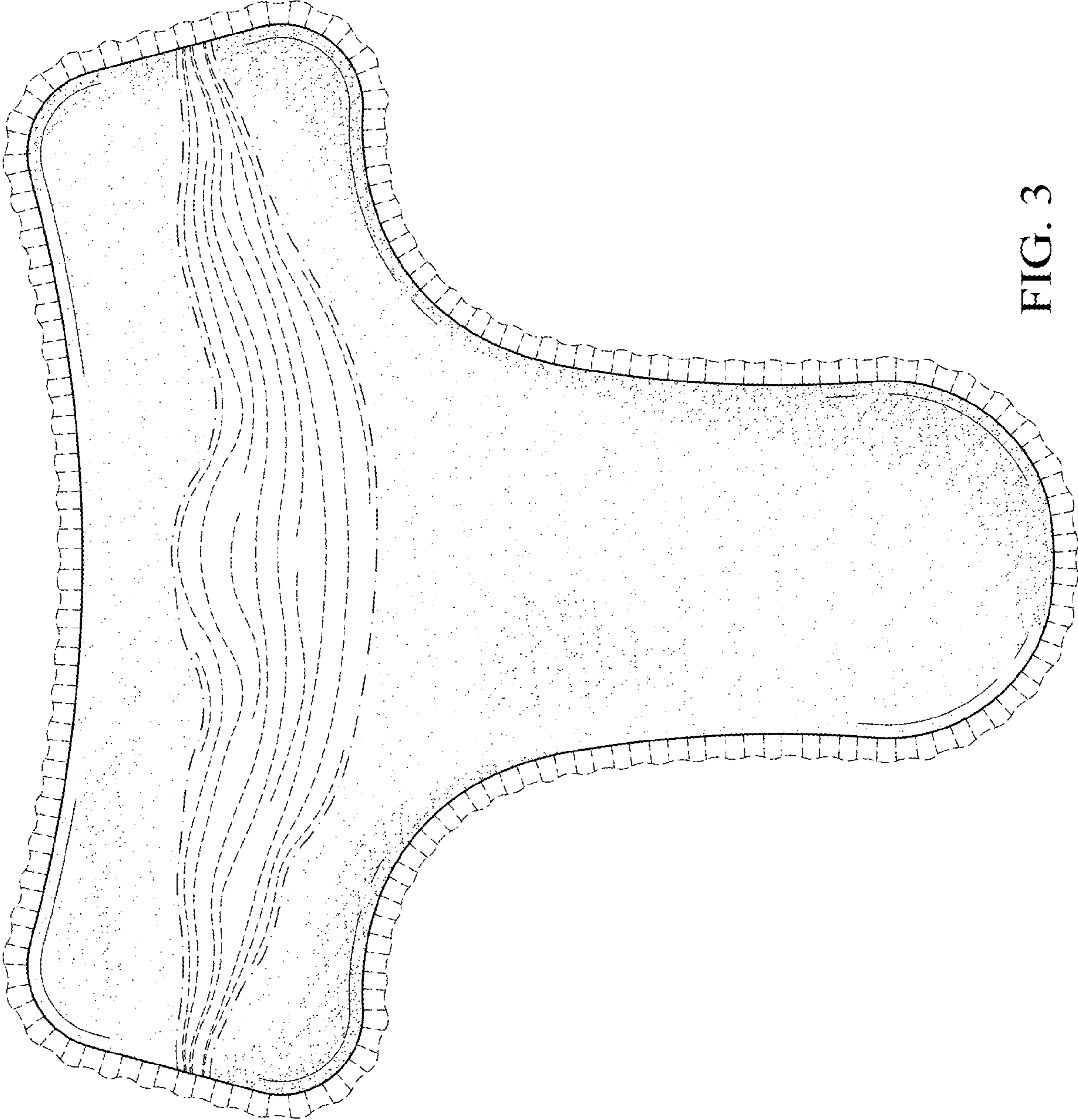


FIG. 3



FIG. 4



FIG. 5



FIG. 6



FIG. 7