



US00D923165S

(12) **United States Design Patent**  
**Guo**

(10) **Patent No.:** **US D923,165 S**  
(45) **Date of Patent:** **\*\* Jun. 22, 2021**

- (54) **CAR AIR FILTER**
- (71) Applicant: **SHENZHEN SHI NUO WEI DA TECHNOLOGY CO., LTD**, Shenzhen (CN)
- (72) Inventor: **Jinda Guo**, Shenzhen (CN)
- (73) Assignee: **SHENZHEN SHI NUO WEI DA TECHNOLOGY CO., LTD**, Shenzhen (CN)
- (\*\*) Term: **15 Years**
- (21) Appl. No.: **29/758,563**
- (22) Filed: **Nov. 17, 2020**
- (51) **LOC (13) Cl.** ..... **23-04**
- (52) **U.S. Cl.**  
USPC ..... **D23/365**
- (58) **Field of Classification Search**  
USPC ..... D23/209, 314, 325, 333–336, 355–366, D23/386–388  
CPC ..... Y10T 428/1366; Y10T 2597/00; B01D 46/00; B01D 46/0004; B01D 27/04; F25D 17/042; A61L 9/01  
See application file for complete search history.

- 8,021,454 B2 \* 9/2011 Braunecker ..... B01D 46/0013 55/483
- 8,021,455 B2 \* 9/2011 Adamek ..... B01D 46/10 55/486
- 8,182,571 B2 \* 5/2012 Kailani ..... F24F 8/10 55/511
- D754,315 S \* 4/2016 Morin ..... D23/365
- D778,419 S \* 2/2017 Poindexter ..... D23/365
- D809,115 S \* 1/2018 Morin ..... D23/365
- D831,182 S 10/2018 Gregerson et al.
- D875,909 S 2/2020 Gregerson et al.
- D878,533 S \* 3/2020 Gabriel ..... D23/365
- D914,864 S \* 3/2021 Roblin ..... D23/365
- 2005/0284116 A1 \* 12/2005 Duffy ..... B01D 46/521 55/497
- 2006/0003279 A1 \* 1/2006 Best ..... F23D 14/14 431/328
- 2006/0042207 A1 \* 3/2006 Jenkins ..... B01D 46/0005 55/490.1
- 2006/0053759 A1 \* 3/2006 Winters ..... B01D 46/0016 55/497
- 2014/0174046 A1 \* 6/2014 Yoshino ..... B01D 39/1623 55/499

\* cited by examiner

*Primary Examiner* — John A Voytek

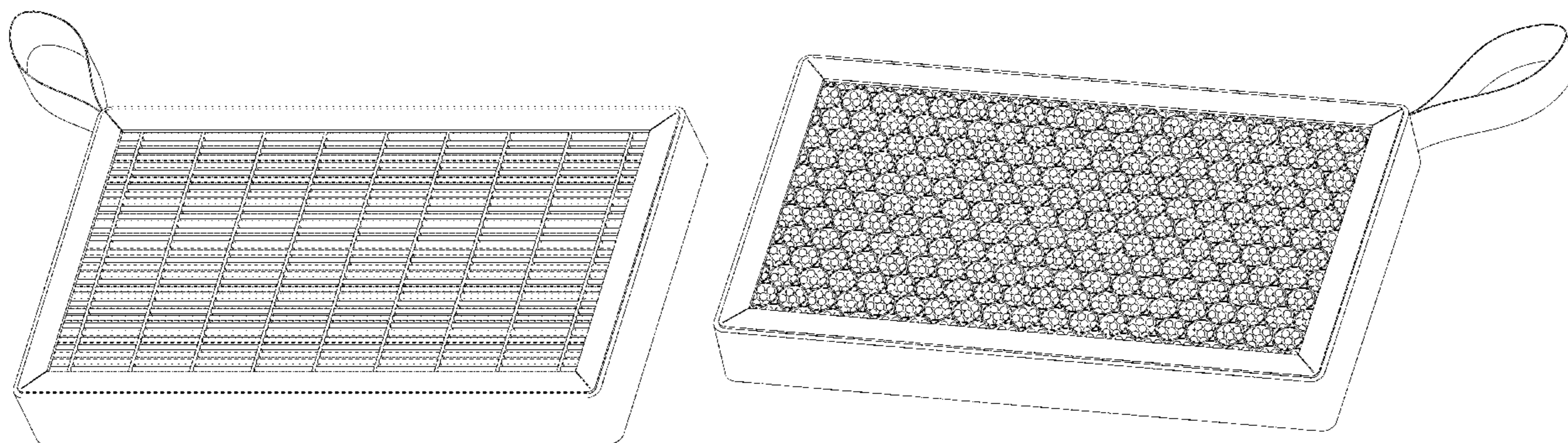
(57) **CLAIM**

The ornamental design for a car air filter, as shown and described.

**DESCRIPTION**

FIG. 1 is a perspective view of a car air filter showing my new design;  
 FIG. 2 is another perspective view thereof;  
 FIG. 3 is a front elevational view thereof;  
 FIG. 4 is a rear elevational view thereof;  
 FIG. 5 is a left side elevational view thereof;  
 FIG. 6 is a right side elevational view thereof;  
 FIG. 7 is a top plan view thereof; and,  
 FIG. 8 is a bottom plan view thereof.

**1 Claim, 8 Drawing Sheets**



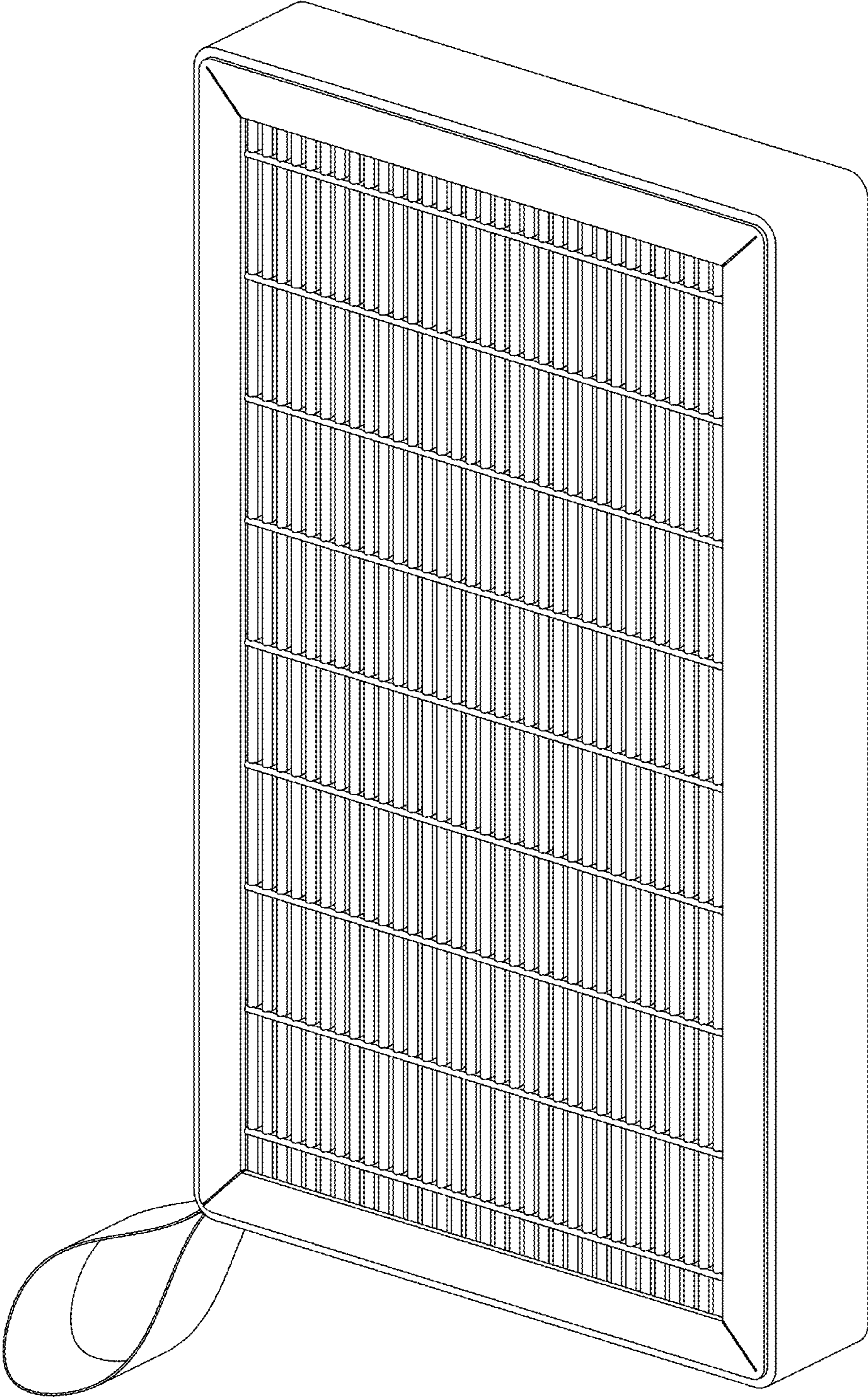


FIG. 1



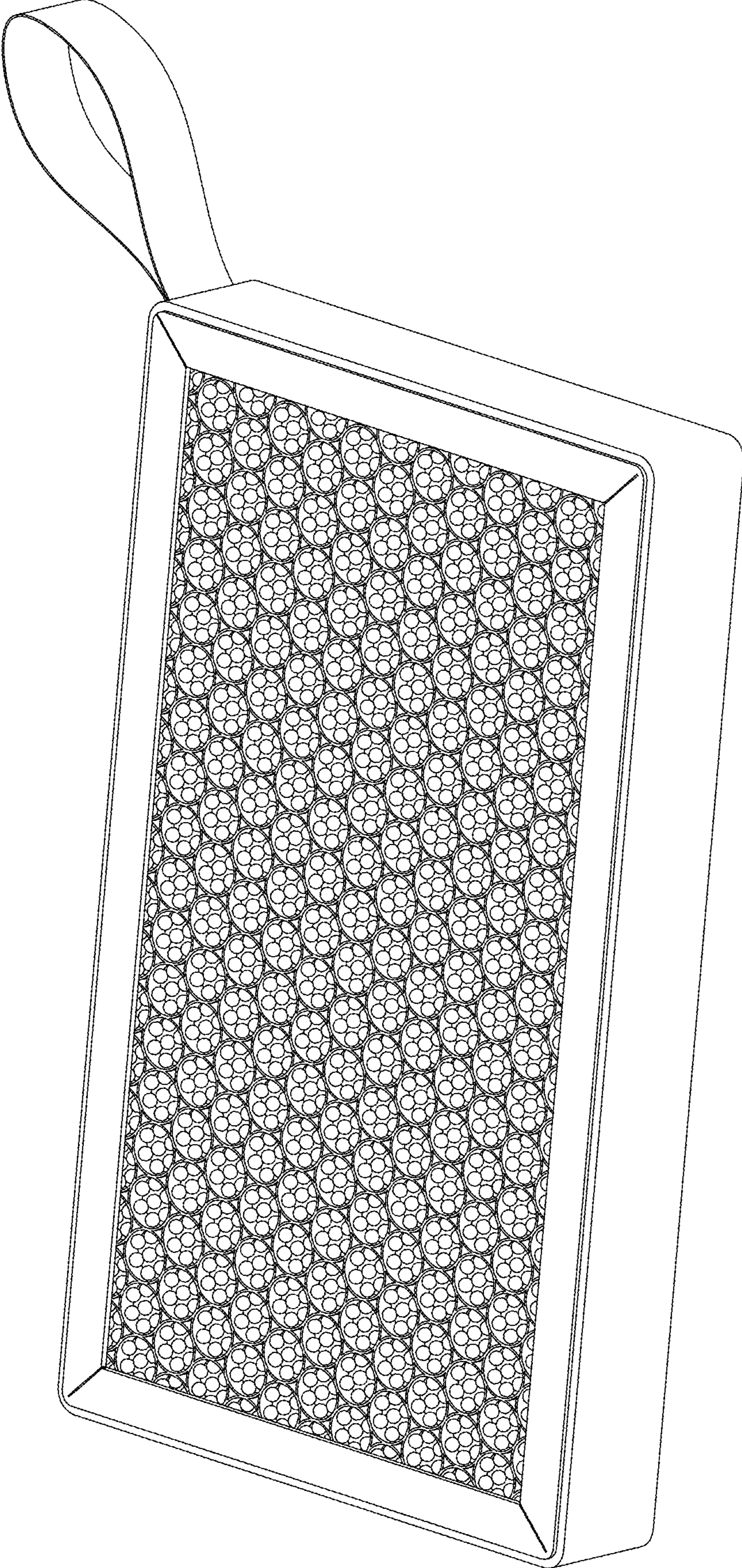


FIG. 2



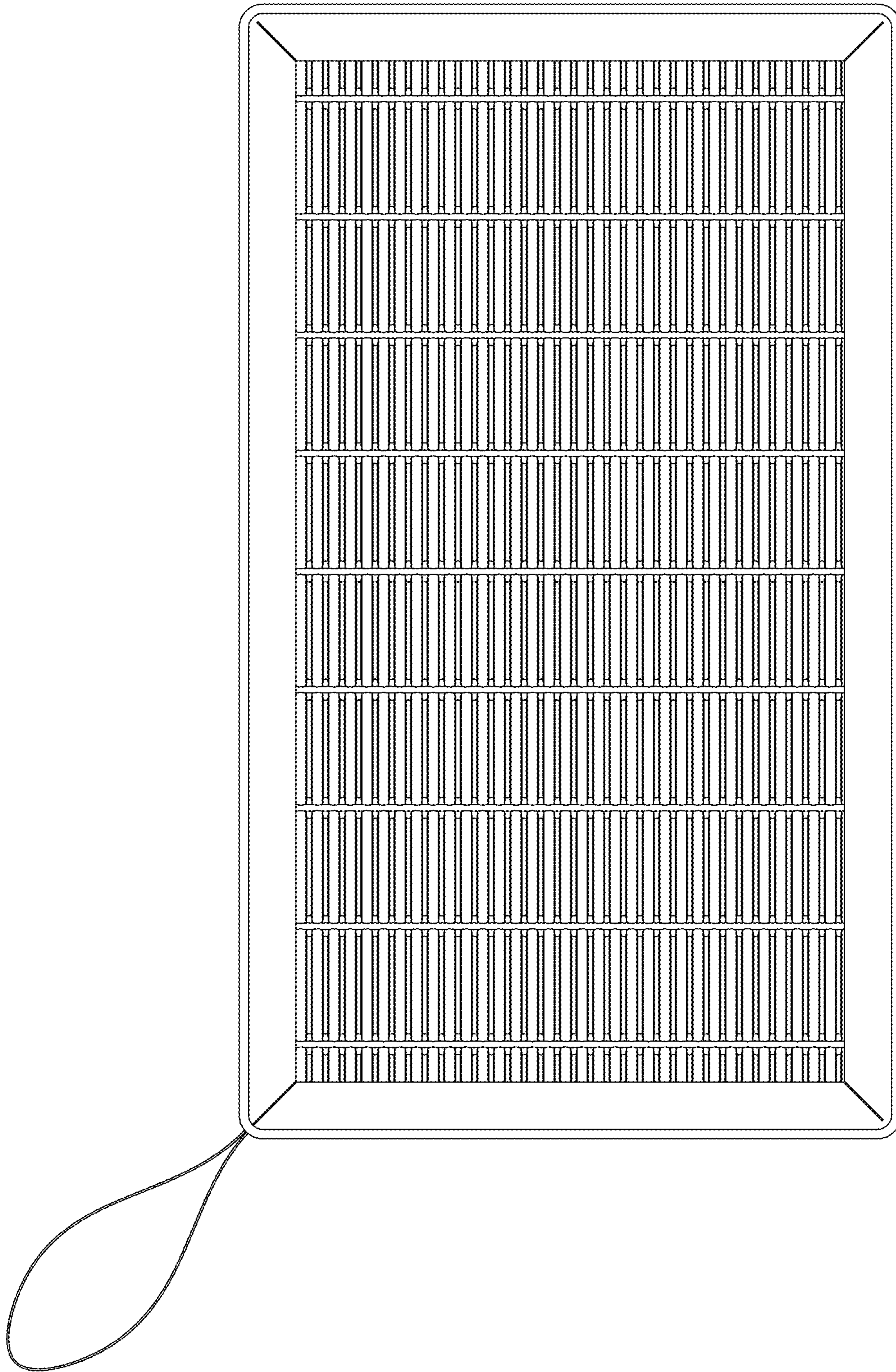


FIG. 3



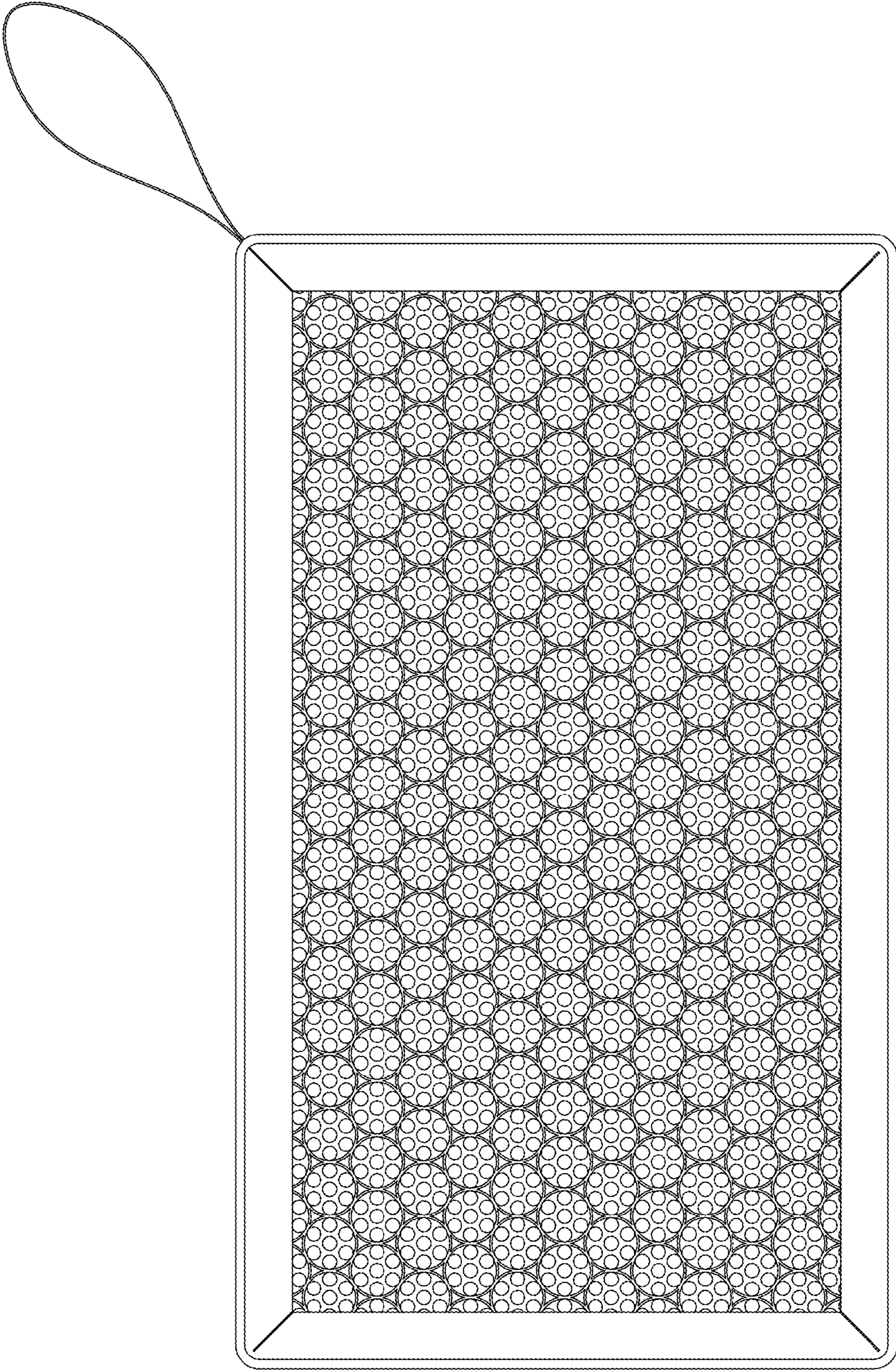


FIG. 4



FIG. 5



FIG. 6




FIG. 7






FIG. 8