



US00D923150S

(12) **United States Design Patent** (10) **Patent No.:** **US D923,150 S**
Sieger (45) **Date of Patent:** **** Jun. 22, 2021**

(54) **SINK FAUCET**

(71) Applicant: **ALOYS F. DORNBRACHT GmbH & Co. KG**, Iserlohn (DE)

(72) Inventor: **Michael Sieger**, Sassenberg (DE)

(73) Assignee: **ALOYS F. DORNBRACHT GMBH & CO. KG**, Iserlohn (DE)

(**) Term: **15 Years**

(21) Appl. No.: **29/694,234**

(22) Filed: **Jun. 8, 2019**

(30) **Foreign Application Priority Data**

Dec. 13, 2018 (EP) 005888997-0003

(51) **LOC (13) Cl.** **23-01**

(52) **U.S. Cl.**
USPC **D23/242**

(58) **Field of Classification Search**
USPC D23/238-243, 249-250, 252, 254-55,
D23/257

CPC E03C 1/042
See application file for complete search history.

(56) **References Cited**

U.S. PATENT DOCUMENTS

D676,531 S *	2/2013	Vibe-Petersen	D23/255
D776,792 S *	1/2017	Neumayr	D23/242
D823,439 S *	7/2018	Sieger	D23/242
D890,306 S *	7/2020	Potter	D23/242

* cited by examiner

Primary Examiner — Robert A Delehanty

(74) *Attorney, Agent, or Firm* — Von Rohrscheidt Patents

(57) **CLAIM**

The ornamental design for a sink faucet, as shown and described.

DESCRIPTION

FIG. 1 illustrates a front view of an embodiment of the sink faucet showing the new design.

FIG. 2 illustrates a top view the sink faucet in FIG. 1.

FIG. 3 illustrates a left side view of the sink faucet in FIG. 1.

FIG. 4 illustrates a slanted right view of the sink faucet in FIG. 1.

FIG. 5 illustrates a right view of the sink faucet in FIG. 1.

FIG. 6 illustrates a slanted left side view of the sink faucet in FIG. 1; and,

FIG. 7 illustrates a rear view of the sink faucet in FIG. 1.

1 Claim, 7 Drawing Sheets






FIG. 1




FIG. 2




FIG. 3




FIG. 4




FIG. 5




FIG. 6

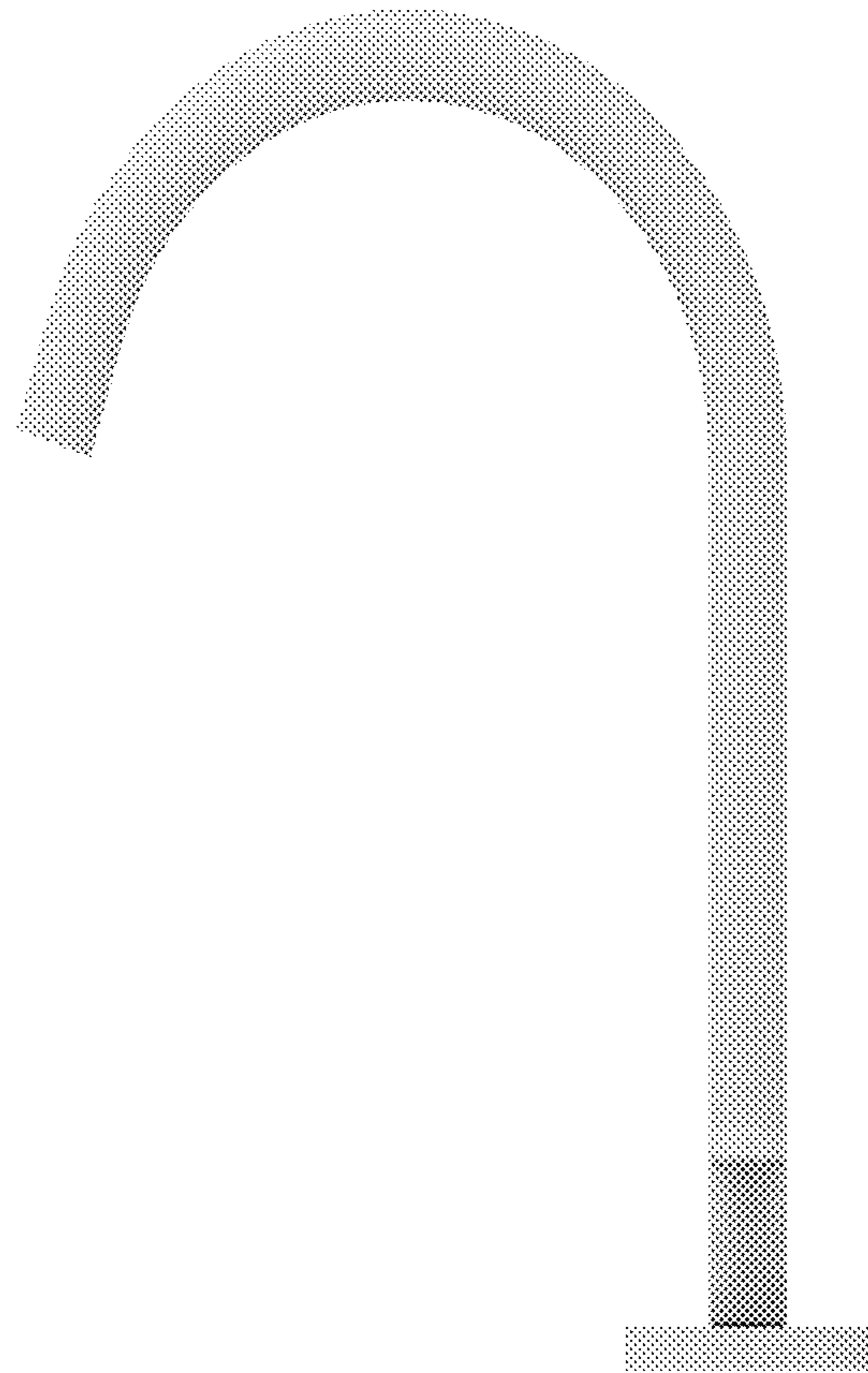


FIG. 7