



US00D923121S

(12) **United States Design Patent** (10) **Patent No.:** **US D923,121 S**
Kim (45) **Date of Patent:** **** Jun. 22, 2021**

(54) **EXERCISE MAT COMBINED HAMMOCK**

(71) Applicant: **AIR BOX CO., LTD.**, Incheon (KR)

(72) Inventor: **Byung-Joo Kim**, Incheon (KR)

(73) Assignee: **AIR BOX CO., LTD.**, Incheon (KR)

(**) Term: **15 Years**

(21) Appl. No.: **29/707,932**

(22) Filed: **Oct. 2, 2019**

(30) **Foreign Application Priority Data**

Aug. 23, 2019 (KR) 30-2019-0040356

(51) **LOC (13) Cl.** **21-02**

(52) **U.S. Cl.**
USPC **D21/686**

(58) **Field of Classification Search**
USPC D21/686, 694, 582, 497, 792, 797
See application file for complete search history.

(56) **References Cited**

U.S. PATENT DOCUMENTS

- 955,281 A * 4/1910 Norwood A45F 3/22
5/121
- D322,730 S * 12/1991 Taltre D24/183
- D336,505 S * 6/1993 Danaher D21/838
- D414,957 S * 10/1999 Rajacich D21/834
- D602,707 S * 10/2009 VanElverdinghe D6/387
- D706,054 S * 6/2014 Zhou D6/387
- 9,015,881 B2 * 4/2015 Kress A47G 9/062
5/417
- 9,179,759 B1 * 11/2015 Turner B60P 3/36
- D782,585 S * 3/2017 Bertocello D21/686
- D802,065 S * 11/2017 Bertocello D21/686
- D816,922 S * 5/2018 Long, Jr. D30/160

- D863,196 S * 10/2019 Ariay D12/401
- D878,498 S * 3/2020 Mangum D21/686
- 2005/0192158 A1 * 9/2005 Edwards A63B 6/00
482/23
- 2007/0197360 A1 * 8/2007 Rester A63B 21/00047
482/23
- 2015/0113731 A1 * 4/2015 Liu A63B 6/00
5/417
- 2016/0106200 A1 * 4/2016 Brinkley A45F 3/24
5/129
- 2017/0013988 A1 * 1/2017 S Relvas A47G 27/0212
- 2017/0036060 A1 * 2/2017 Fishbein A63B 21/4037
- 2017/0319896 A1 * 11/2017 Kramer A47G 27/0237

FOREIGN PATENT DOCUMENTS

KR 3020190040356 * 10/2020

* cited by examiner

Primary Examiner — Khawaja Anwar

Assistant Examiner — Julice Seung Eun Oum

(74) *Attorney, Agent, or Firm* — Rabin & Berdo, P.C.

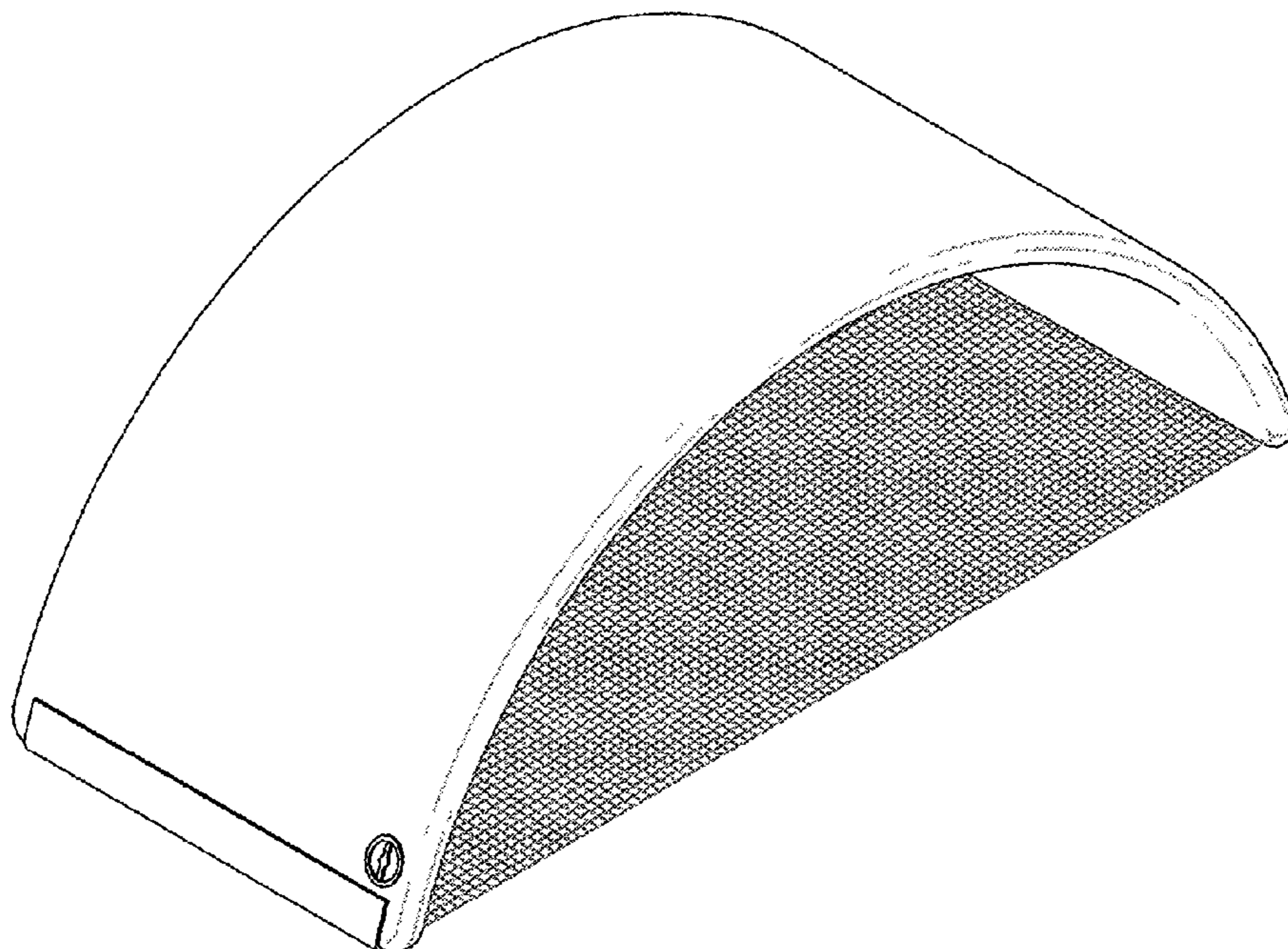
(57) **CLAIM**

I claim the design for an exercise mat combined hammock, as shown and described.

DESCRIPTION

FIG. 1 is a perspective view of an exercise mat combined hammock showing my new design;
FIG. 2 is a front elevational view thereof;
FIG. 3 is a rear elevational view thereof;
FIG. 4 is a left side elevational view thereof; a right side elevational view being a mirror image thereof;
FIG. 5 is a top view thereof; and,
FIG. 6 is a bottom view thereof.

1 Claim, 5 Drawing Sheets



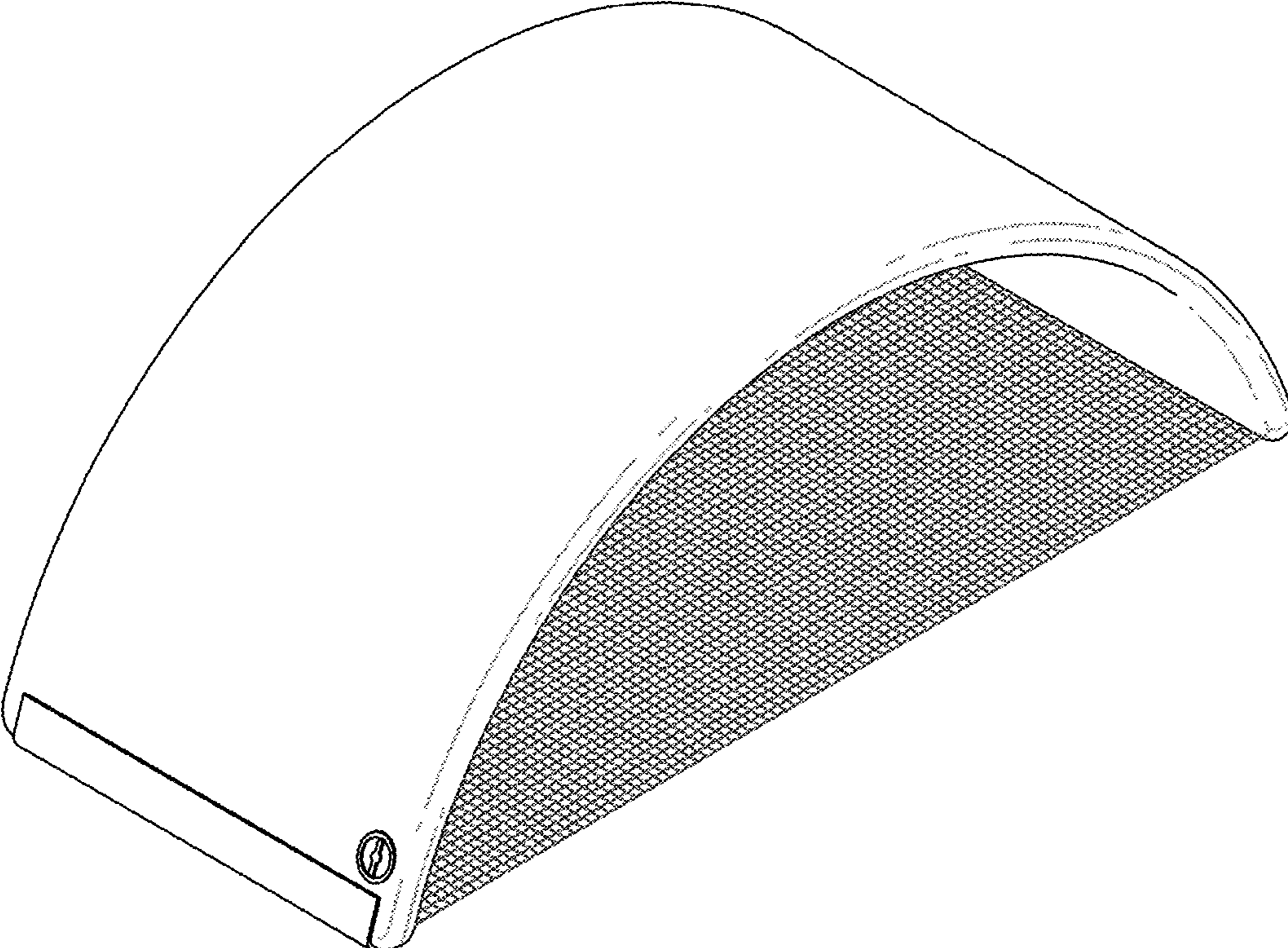


FIG. 1

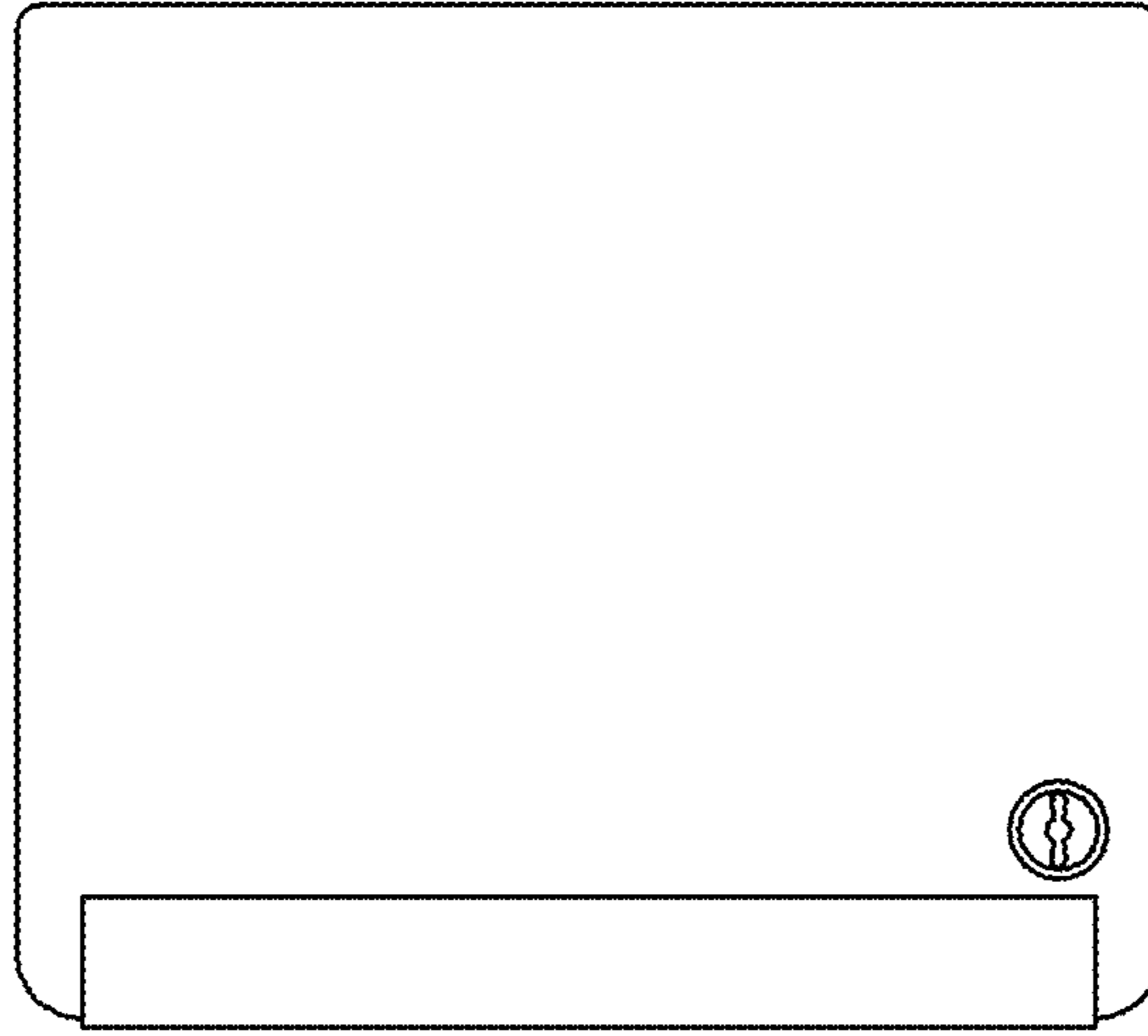


FIG. 2




FIG. 3

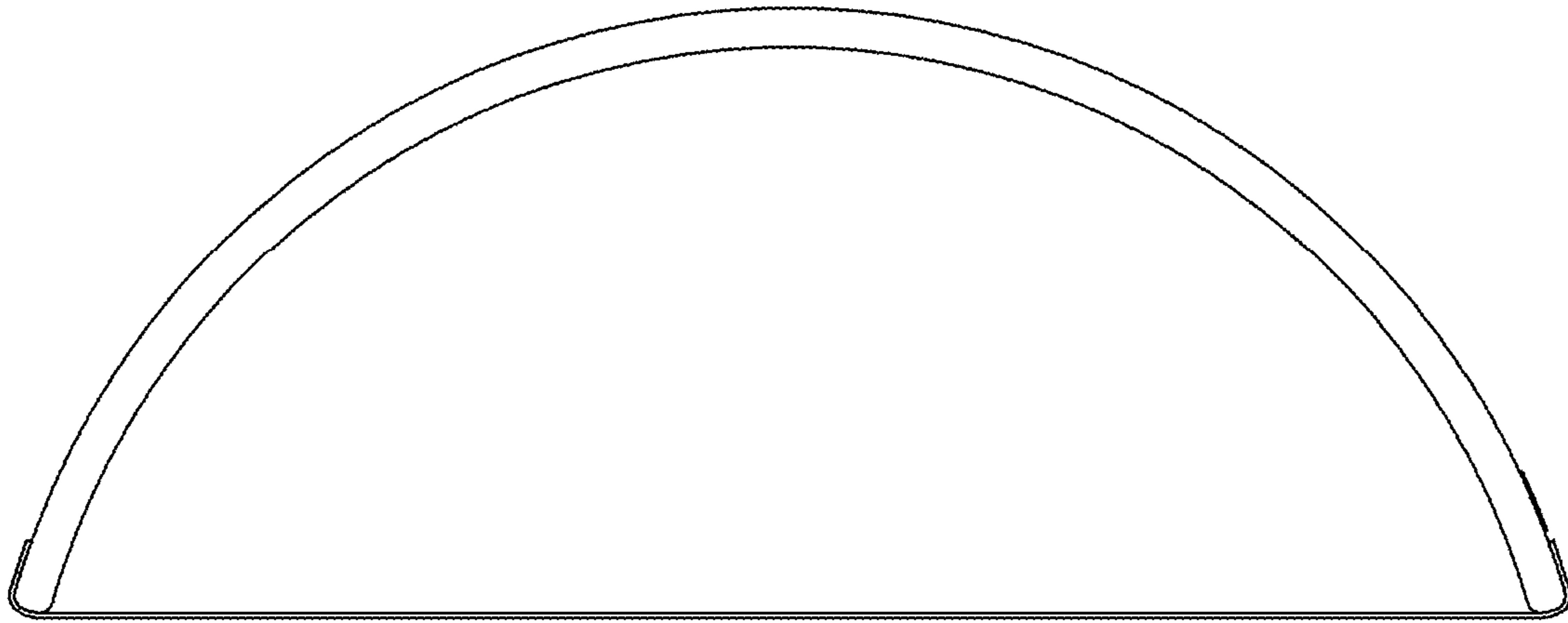


FIG. 4




FIG. 5




FIG. 6