



US00D923095S

(12) **United States Design Patent**  
**Drane**

(10) **Patent No.:** **US D923,095 S**  
(45) **Date of Patent:** **\*\* Jun. 22, 2021**

(54) **HANDHELD GAME**  
(71) Applicant: **John Wanzer Drane**, Natchitoches, LA (US)  
(72) Inventor: **John Wanzer Drane**, Natchitoches, LA (US)  
(\*\*) Term: **15 Years**  
(21) Appl. No.: **29/765,668**  
(22) Filed: **Jan. 11, 2021**  
(51) **LOC (13) Cl.** ..... **21-01**  
(52) **U.S. Cl.**  
USPC ..... **D21/301; D21/303**  
(58) **Field of Classification Search**  
USPC ..... D21/300, 301, 302, 303, 305, 698, 699, D21/705, 706, 312-322, 722, 723, 811, D21/334, 335, 342, 345, 346, 397; 273/109, 110, 113, 115, 116, 117, 340, 273/342, 348, 355, 359, 369-370, 398, 273/401, 402, 406-408, 412, 441, 453, 273/DIG. 31; 473/476, 479, 505, 511, 473/515  
CPC .. A63B 3/00; A63B 3/08; A63B 67/00; A63B 67/002; A63B 67/08; A63B 67/083; A63B 65/12; A63B 65/122; A63B 65/125; A63F 7/38; A63F 7/382; A63F 2007/384; A63F 2250/482  
See application file for complete search history.

3,471,154 A \* 10/1969 Saunders ..... A63F 7/386 273/113  
3,556,527 A \* 1/1971 Margolis ..... A63F 7/386 273/115  
3,758,116 A \* 9/1973 Pieronek ..... A63B 63/00 473/196  
D232,369 S \* 8/1974 Tolliver ..... D21/705  
3,843,136 A \* 10/1974 Buenzle ..... A63B 69/3676 473/162  
5,002,284 A \* 3/1991 Butler ..... A63B 67/002 273/409  
5,072,947 A \* 12/1991 Blue ..... A63B 67/002 273/371

(Continued)

**FOREIGN PATENT DOCUMENTS**

DE 565654 C \* 12/1932 ..... A63B 65/125  
DE 574792 C \* 4/1933 ..... A63B 67/002

(Continued)

*Primary Examiner* — Catherine A Tuttle  
(74) *Attorney, Agent, or Firm* — Luedeka Neely Group, PC

(57) **CLAIM**

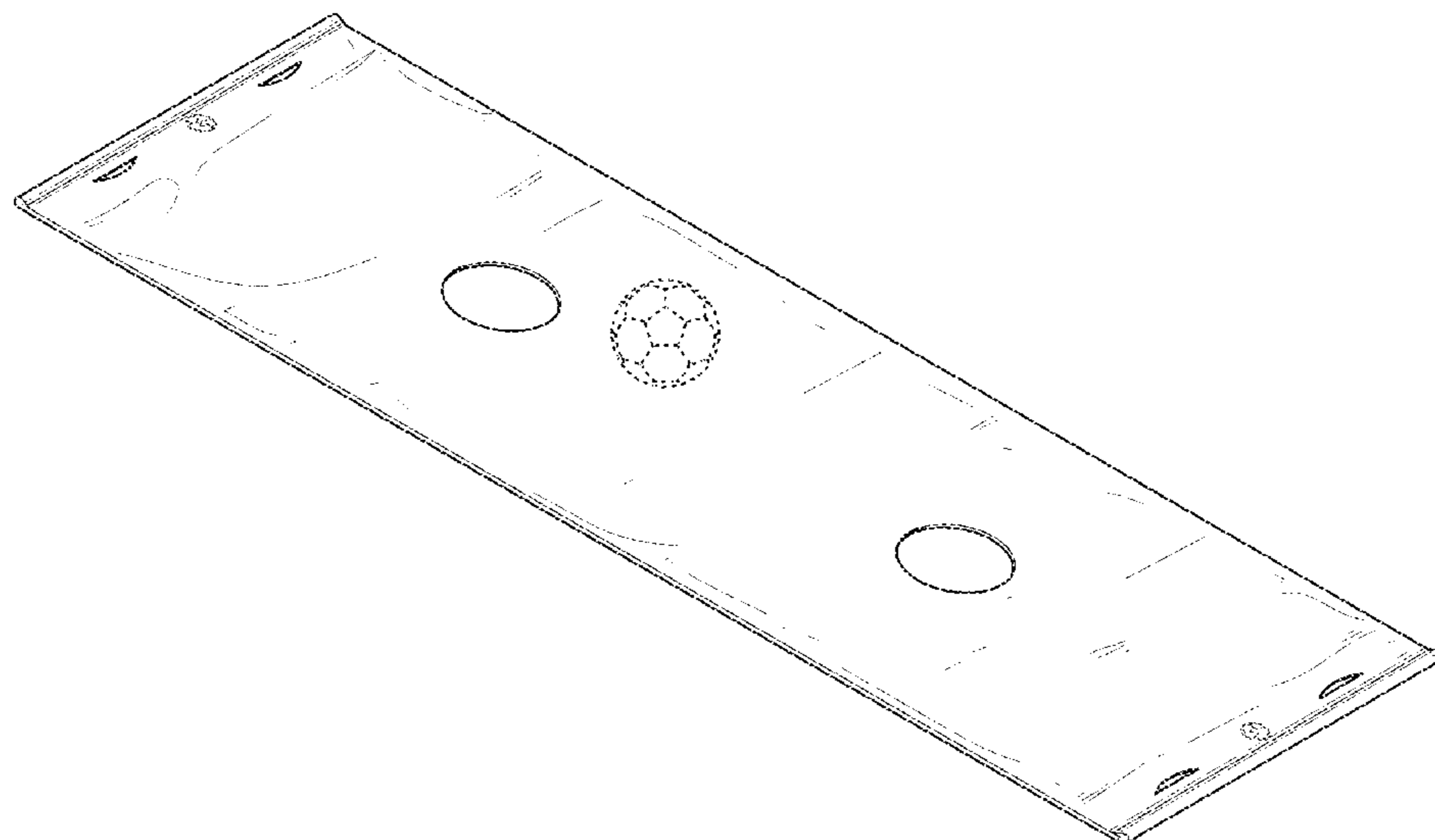
The ornamental design for a handheld game, as shown and described.

**DESCRIPTION**

FIG. 1 is a perspective view of a handheld game showing my new design.  
FIG. 2 is a top view thereof.  
FIG. 3 is a bottom view thereof.  
FIG. 4 is an enlarged scale front end view thereof.  
FIG. 5 is an enlarged scale rear end view thereof.  
FIG. 6 is a right side view thereof; and,  
FIG. 7 is a left side view thereof.  
The broken lines in the drawings are included for the purpose of illustrating elements of the handheld game that form no part of the claimed design.

**1 Claim, 3 Drawing Sheets**

(56) **References Cited**  
**U.S. PATENT DOCUMENTS**  
898,350 A \* 9/1908 Foster ..... A63B 65/125 473/511  
2,835,494 A \* 5/1958 Hull ..... A63B 65/125 473/511  
3,001,791 A \* 9/1961 Atwood ..... A63B 67/04 473/470  
3,342,491 A \* 9/1967 Padovani ..... A63B 65/125 473/511





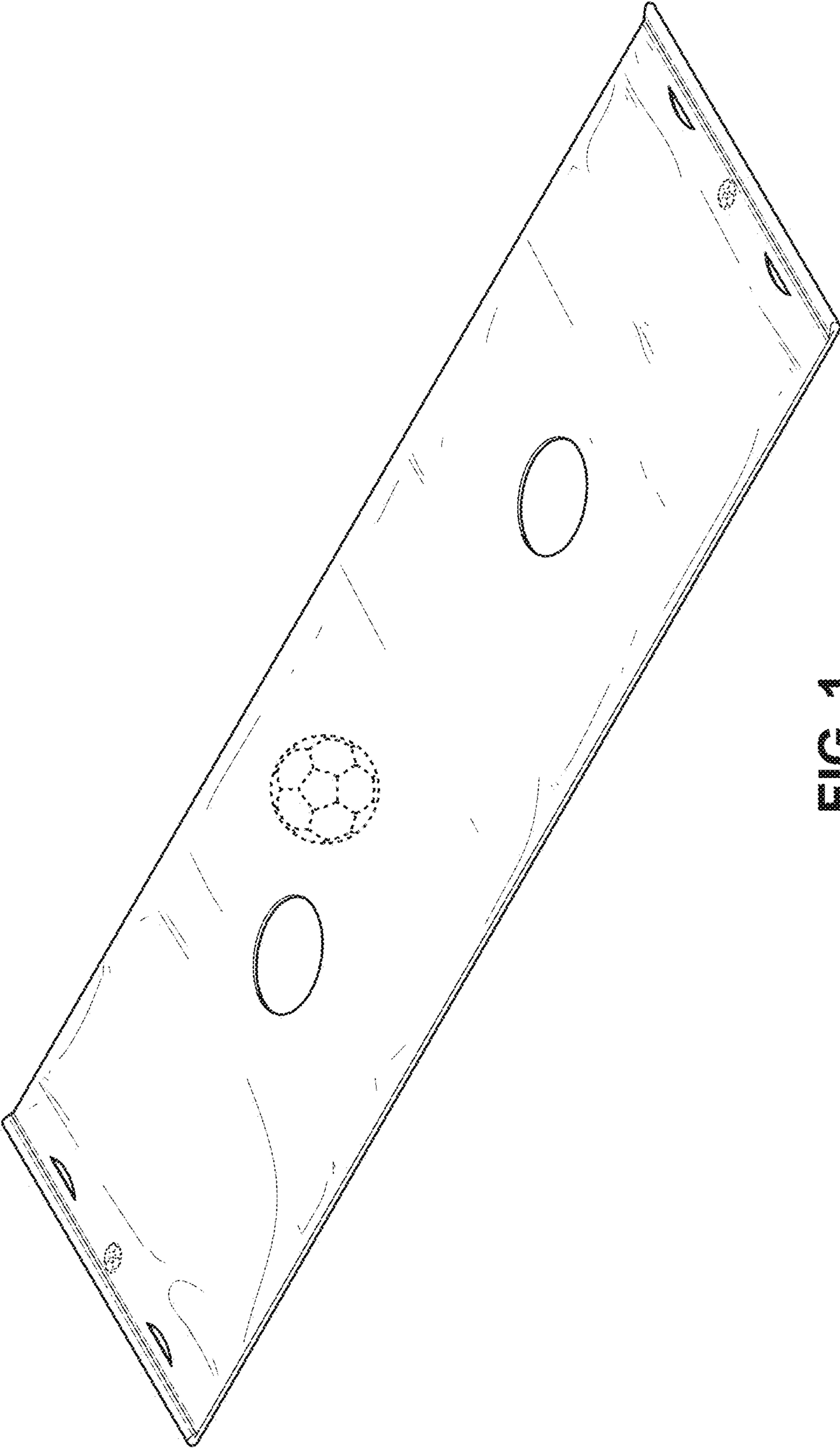


FIG. 1




FIG. 2





FIG. 3



**FIG. 4**

**FIG. 5**



**FIG. 6**



**FIG. 7**