



US00D923093S

(12) **United States Design Patent** (10) **Patent No.:** **US D923,093 S**  
**Casciotti et al.** (45) **Date of Patent:** **\*\* Jun. 22, 2021**

(54) **WRITING INSTRUMENT**  
(71) Applicant: **Amsterdam Printing & Litho, Inc.**,  
North Mankato, MN (US)  
(72) Inventors: **David M. Casciotti**, Amsterdam, NY  
(US); **Jing P. Mahler**, Glenville, NY  
(US); **Aaron Boese**, Saratoga Springs,  
NY (US)  
(73) Assignee: **Amsterdam Printing & Litho, Inc.**,  
North Mankato, MN (US)  
(\*\*) Term: **15 Years**

D665,025 S \* 8/2012 Li ..... D19/172  
D667,882 S \* 9/2012 Uchiyama ..... D19/172  
D672,813 S \* 12/2012 Zhang ..... D19/172  
D679,326 S \* 4/2013 Li ..... D19/172  
D692,484 S \* 10/2013 Laemle ..... D19/172  
D716,872 S \* 11/2014 Kim ..... D19/172  
D726,825 S \* 4/2015 Casciotti ..... D19/171  
D753,226 S \* 4/2016 Casciotti et al.  
D763,960 S \* 8/2016 Zhang ..... D19/171  
D763,961 S \* 8/2016 Zhang  
D772,981 S 11/2016 Horowitz  
D797,192 S \* 9/2017 Casciotti ..... D19/199  
D803,941 S \* 11/2017 Casciotti ..... D19/201  
D815,686 S \* 4/2018 Nakata ..... D19/172  
D827,712 S \* 9/2018 Casciotti ..... D19/199

(Continued)

(21) Appl. No.: **29/718,743**  
(22) Filed: **Dec. 27, 2019**  
(51) **LOC (13) Cl.** ..... **19-06**  
(52) **U.S. Cl.**  
USPC ..... **D19/197; D19/932**  
(58) **Field of Classification Search**  
USPC ..... D19/115-204; D14/411  
CPC . B43K 5/005; B43K 7/12; B43K 8/04; B43K  
8/06; B43K 21/006; B43K 21/06  
See application file for complete search history.

**FOREIGN PATENT DOCUMENTS**

CA 118744 12/2007  
*Primary Examiner* — Elizabeth A. Albert  
(74) *Attorney, Agent, or Firm* — Dicke, Billig & Czaja,  
PLLC

(57) **CLAIM**


We claim the ornamental design for a writing instrument, as shown and described.

**DESCRIPTION**

FIG. 1 is an isometric view of a writing instrument showing our new design;  
FIG. 2 is a front view of FIG. 1;  
FIG. 3 is a back view of FIG. 1;  
FIG. 4 is a right side view of FIG. 1, the left side view being a mirror image of the right side view;  
FIG. 5 is an enlarged top view of FIG. 1; and,  
FIG. 6 is an enlarged bottom view of FIG. 1.  
The broken lines in the drawings of FIGS. 1-6 are included for the purpose of showing portions that form no part of the claimed design.

**1 Claim, 6 Drawing Sheets**

(56) **References Cited**  
**U.S. PATENT DOCUMENTS**  
D427,633 S \* 7/2000 Pellisa Beneyto ..... D19/174  
D608,392 S 1/2010 Shibata  
D622,317 S \* 8/2010 Li ..... D19/172  
D626,597 S 11/2010 Casciotti et al.  
D626,598 S \* 11/2010 Casciotti ..... D19/201  
D641,408 S \* 7/2011 Zhang ..... D19/172  
D648,387 S \* 11/2011 Liang ..... D19/172  
D651,241 S \* 12/2011 Liang ..... D19/172  
D651,244 S \* 12/2011 Yuan ..... D19/172  
D651,245 S \* 12/2011 Yuan ..... D19/172  
D653,705 S \* 2/2012 Pearson ..... D19/172  
D656,193 S \* 3/2012 Yuan ..... D19/172  
D664,197 S \* 7/2012 Casciotti ..... D19/201



(56)

**References Cited**

U.S. PATENT DOCUMENTS

D849,838 S *	5/2019	Bindra .....	D19/173
D857,799 S *	8/2019	Casciotti .....	D19/196
D860,317 S *	9/2019	Laemle .....	D19/197
D863,437 S	10/2019	Casciotti et al.	
D888,824 S *	6/2020	Ding .....	D19/172
D902,311 S *	11/2020	Nakazawa .....	D19/171

\* cited by examiner




FIG. 1



FIG. 2




FIG. 3


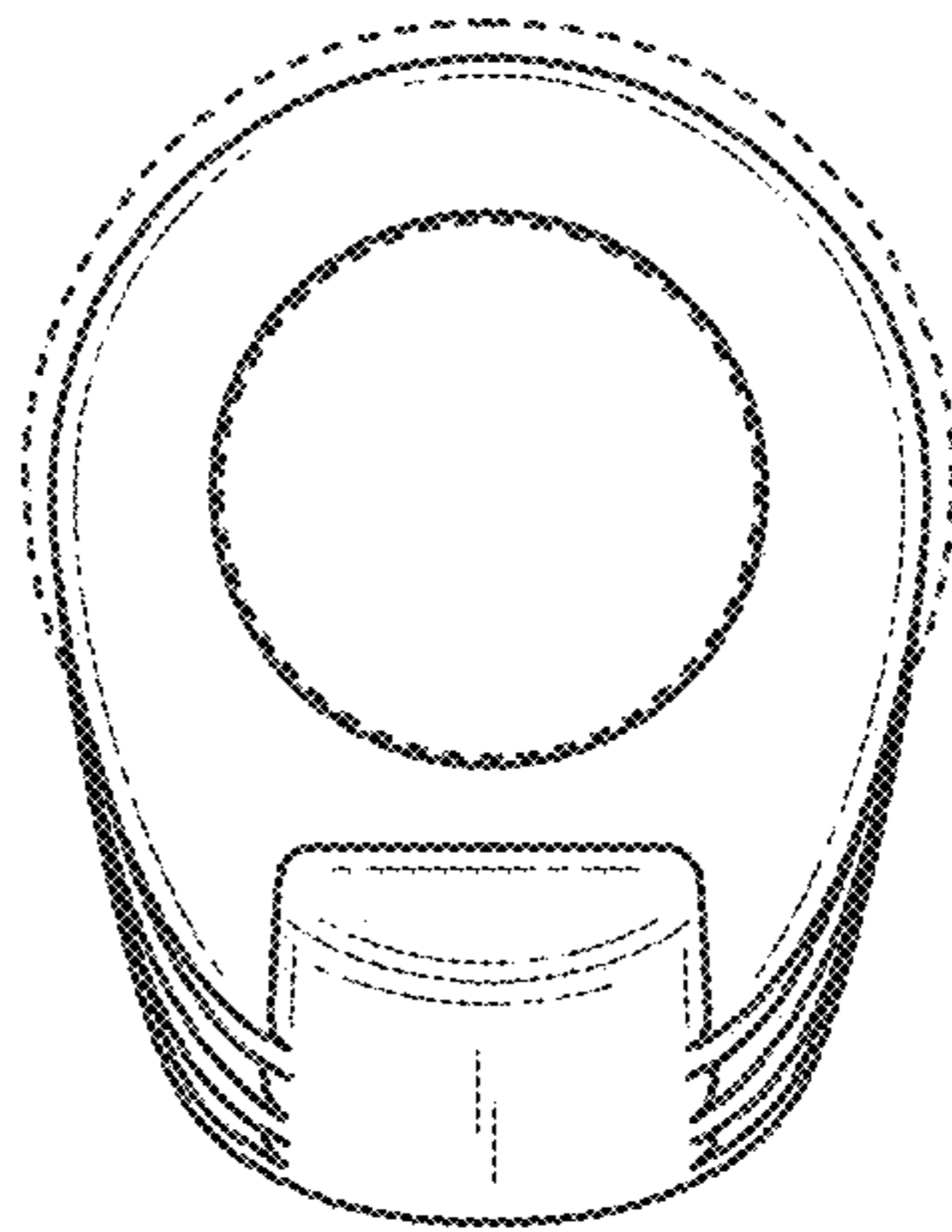
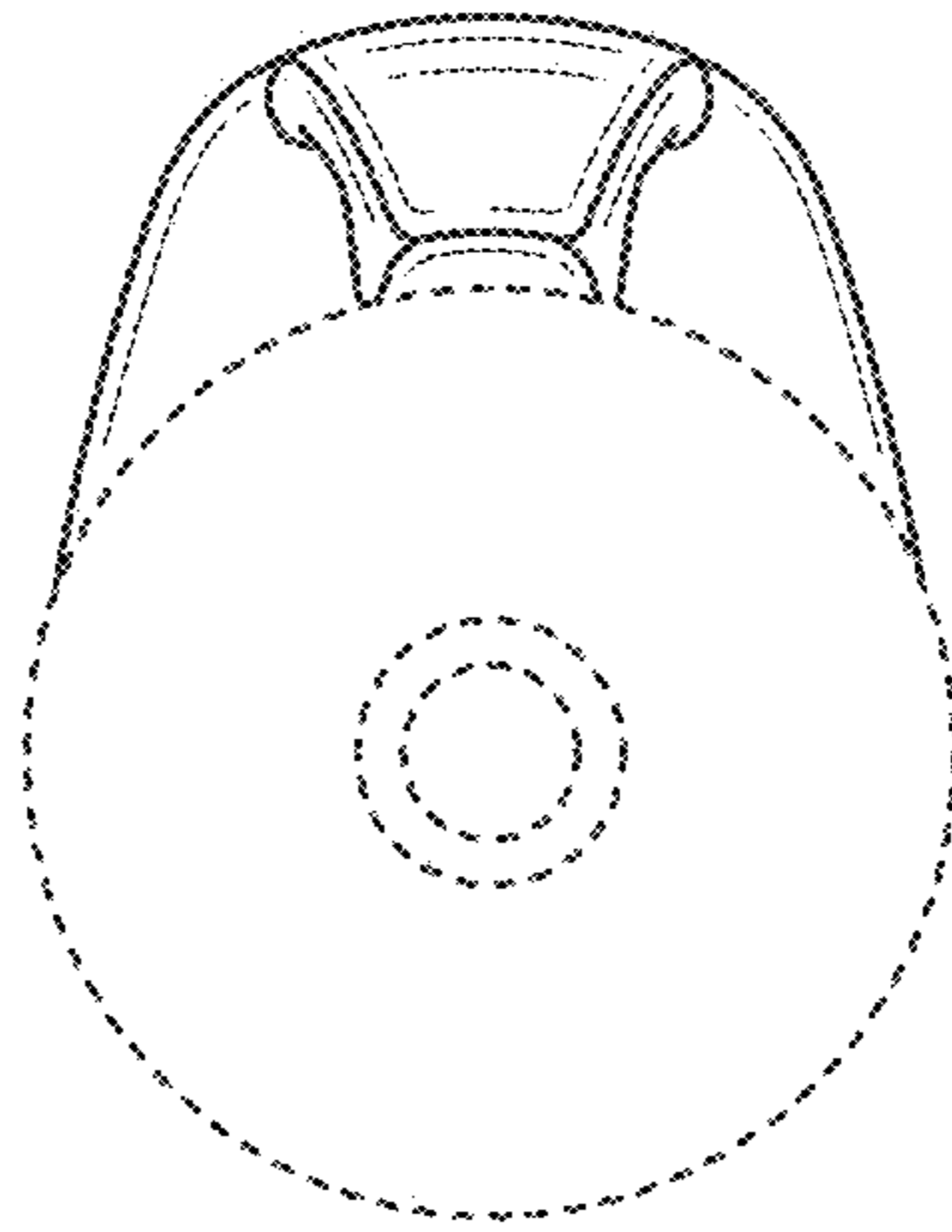


FIG. 4



**FIG. 5**



**FIG. 6**