



US00D923092S

(12) **United States Design Patent** (10) **Patent No.:** **US D923,092 S**  
**Casciotti et al.** (45) **Date of Patent:** **\*\* Jun. 22, 2021**

- (54) **WRITING INSTRUMENT**
- (71) Applicant: **Amsterdam Printing & Litho, Inc.**,  
North Mankato, MN (US)
- (72) Inventors: **David M. Casciotti**, Amsterdam, NY  
(US); **Jing P. Mahler**, Glenville, NY  
(US); **Aaron Boese**, Saratoga Springs,  
NY (US)
- (73) Assignee: **Amsterdam Printing & Litho, Inc.**,  
North Mankato, MN (US)
- (\*\*) Term: **15 Years**
- (21) Appl. No.: **29/716,444**
- (22) Filed: **Dec. 10, 2019**
- (51) **LOC (13) Cl.** ..... **19-06**
- (52) **U.S. Cl.**  
USPC ..... **D19/197**
- (58) **Field of Classification Search**  
USPC ..... D19/115-204; D14/411  
CPC . B43K 5/005; B43K 7/12; B43K 8/04; B43K  
8/06; B43K 21/006; B43K 21/06  
See application file for complete search history.

D653,705 S *	2/2012	Pearson	.....	D19/172
D656,193 S *	3/2012	Yuan	.....	D19/172
D664,197 S *	7/2012	Casciotti	.....	D19/201
D665,025 S *	8/2012	Li	.....	D19/172
D667,882 S *	9/2012	Uchiyama	.....	D19/172
D672,813 S *	12/2012	Zhang	.....	D19/172
D679,326 S *	4/2013	Li	.....	D19/172
D692,484 S *	10/2013	Laemle	.....	D19/172
D716,872 S *	11/2014	Kim	.....	D19/172
D726,825 S *	4/2015	Casciotti	.....	D19/171
D753,226 S	4/2016	Casciotti et al.		
D763,961 S	8/2016	Zhang		
D772,981 S	11/2016	Horowitz		
D803,941 S *	11/2017	Casciotti	.....	D19/201
D857,799 S *	8/2019	Casciotti	.....	D19/196

(Continued)

**FOREIGN PATENT DOCUMENTS**

CA 118744 12/2007  
*Primary Examiner* — Elizabeth A. Albert  
 (74) *Attorney, Agent, or Firm* — Dicke, Billig & Czaja,  
 PLLC

(57) **CLAIM**


We claim the ornamental design for a writing instrument, as shown and described.

**DESCRIPTION**

FIG. 1 is an isometric view of a writing instrument showing our new design;  
 FIG. 2 is a front view of FIG. 1;  
 FIG. 3 is a back view of FIG. 1;  
 FIG. 4 is a right side view of FIG. 1, the left side view being a mirror image of the right side view;  
 FIG. 5 is an enlarged top view of FIG. 1; and,  
 FIG. 6 is an enlarged bottom view of FIG. 1.  
 The broken lines in the drawings of FIGS. 1-6 are included for the purpose of showing portions that form no part of the claimed design.

**1 Claim, 6 Drawing Sheets**

- (56) **References Cited**  
 U.S. PATENT DOCUMENTS  
 D562,389 S \* 2/2008 Ikeda ..... D19/172  
 D565,102 S \* 3/2008 Anand ..... D19/172  
 D608,392 S 1/2010 Shibata  
 D622,317 S \* 8/2010 Li ..... D19/172  
 D626,597 S 11/2010 Casciotti et al.  
 D626,598 S \* 11/2010 Casciotti ..... D19/201  
 D641,408 S \* 7/2011 Zhang ..... D19/172  
 D646,715 S \* 10/2011 Kim ..... D19/172  
 D648,387 S \* 11/2011 Liang ..... D19/172  
 D651,241 S \* 12/2011 Liang ..... D19/172  
 D651,244 S \* 12/2011 Yuan ..... D19/172  
 D651,245 S \* 12/2011 Yuan ..... D19/172



(56)

**References Cited**

U.S. PATENT DOCUMENTS

D863,437 S 10/2019 Casciotti et al.  
D902,311 S \* 11/2020 Nakazawa ..... D19/171

\* cited by examiner

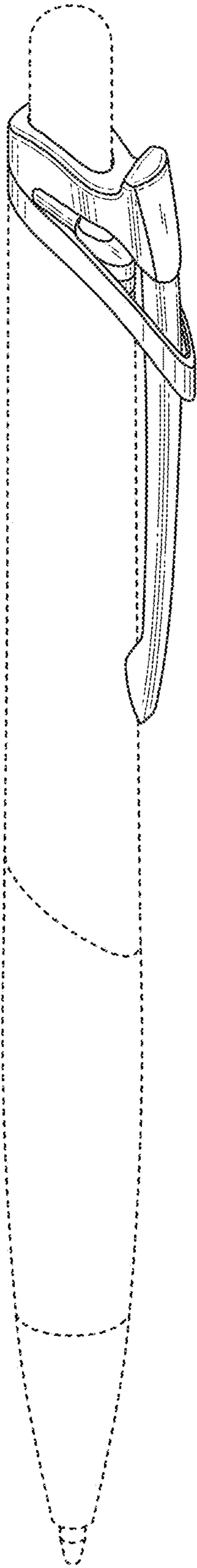


FIG. 1




FIG. 2




FIG. 3


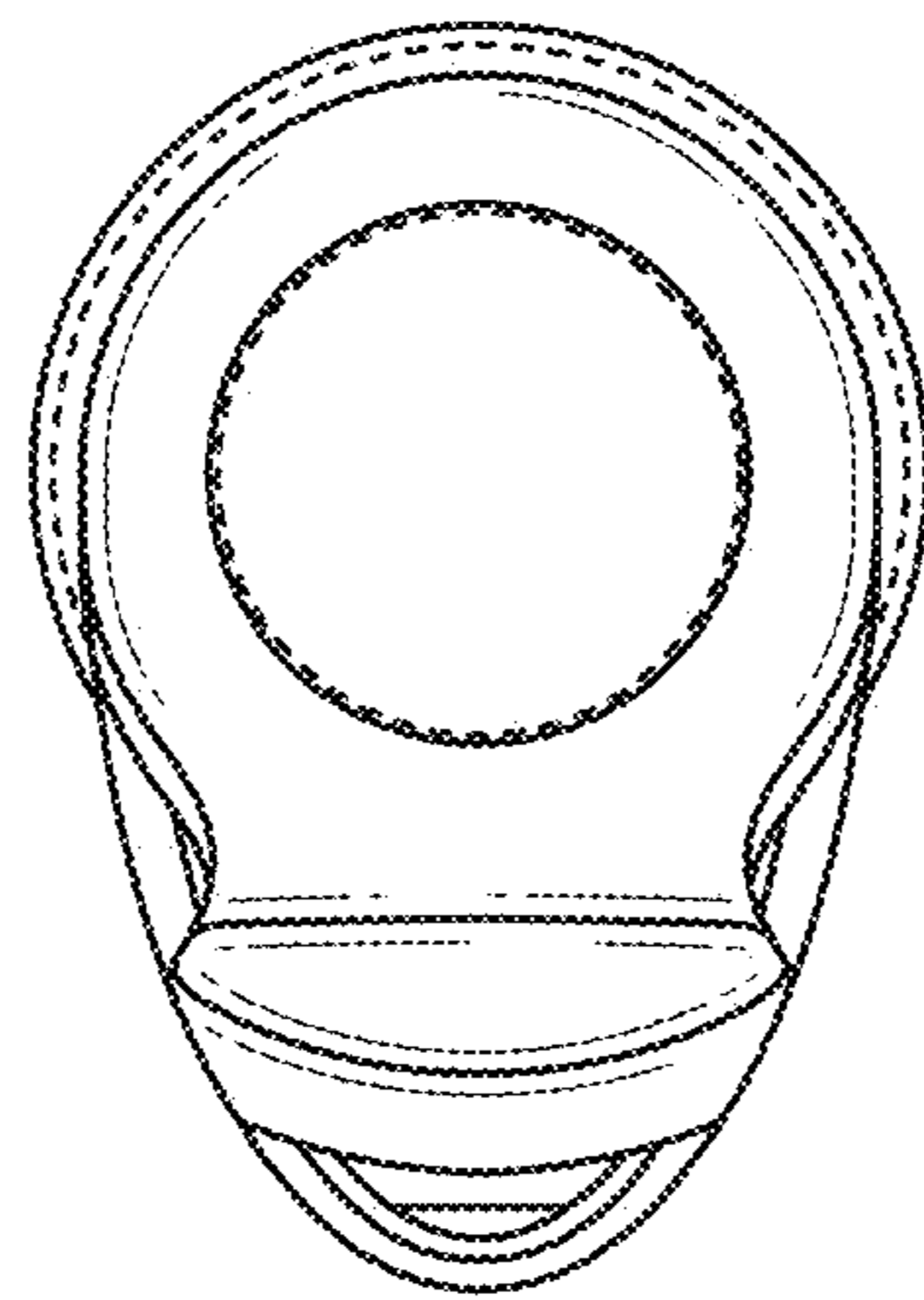
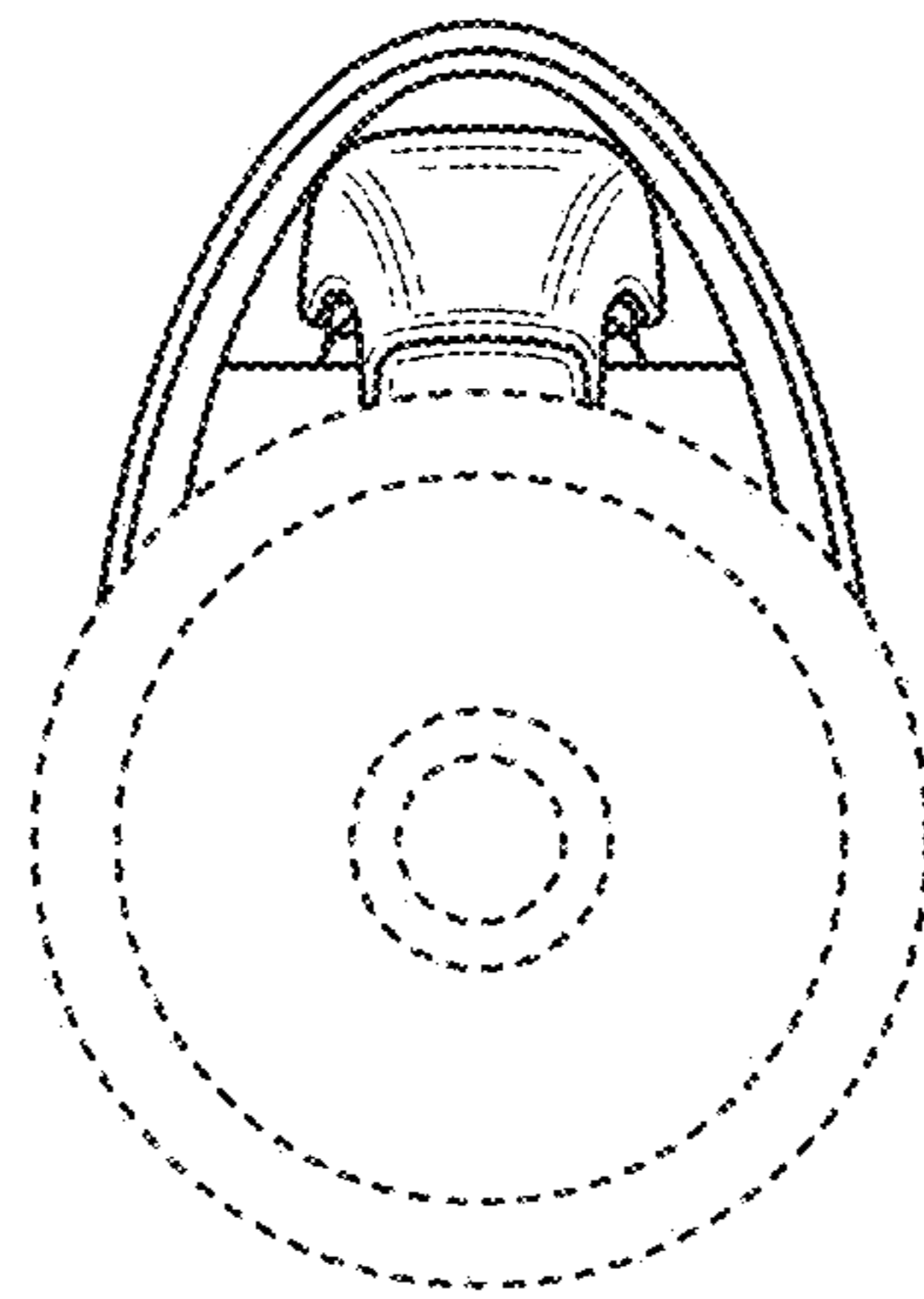


FIG. 4



**FIG. 5**



**FIG. 6**