



US00D923091S

(12) **United States Design Patent**
Epstein

(10) **Patent No.:** **US D923,091 S**

(45) **Date of Patent:** **** Jun. 22, 2021**

(54) **PEN**
(71) Applicant: **Spec.MFG LLC**, Lakewood, NJ (US)
(72) Inventor: **David A. Epstein**, Lakewood, NJ (US)
(73) Assignee: **Spec.MFG LLC**, Lakewood, NJ (US)
(**) Term: **15 Years**
(21) Appl. No.: **29/704,136**

D552,174 S * 10/2007 Tien D19/174
D552,676 S * 10/2007 Tien D19/172
D553,679 S * 10/2007 Tien D19/174
D577,067 S * 9/2008 Koch D19/174
7,448,767 B2 * 11/2008 Zhang A45D 34/045
362/118
D586,855 S * 2/2009 Liu D19/174
D601,197 S * 9/2009 Zhang D19/174
D602,525 S * 10/2009 O'Hern D19/123
D669,903 S * 10/2012 Schlosstein D14/480.3
D730,988 S * 6/2015 Cleere D19/201
D757,850 S * 5/2016 Zhang D19/123

(Continued)

(22) Filed: **Sep. 2, 2019**
(51) **LOC (13) Cl.** **19-06**
(52) **U.S. Cl.**
USPC **D19/183**; D19/926
(58) **Field of Classification Search**
USPC D19/115-204; D14/411
CPC . B43K 5/005; B43K 8/00; B43K 8/02; B43K
8/04; B43K 8/06; B43K 21/003; B43K
21/006; B43K 23/004
See application file for complete search history.

OTHER PUBLICATIONS

Positive Promotions Four-Sided Ad Pen Square with Stylus, Item # OSW7436, online on Google.com, Review by Wateronthebrain Date: Oct. 24, 2019.*

Primary Examiner — Elizabeth A. Albert
(74) *Attorney, Agent, or Firm* — Bochner IP; Andrew D. Bochner

(56) **References Cited**

U.S. PATENT DOCUMENTS

D81,435 S * 6/1930 Coby D19/183
2,577,078 A * 12/1951 Fried B43K 23/126
401/195
D269,684 S * 7/1983 Luntz D19/169
D272,750 S * 2/1984 Luntz D19/169
D369,438 S * 4/1996 Resler D28/59
D450,347 S * 11/2001 Keda D19/175
D459,548 S * 6/2002 Torkiya D28/59
D489,089 S * 4/2004 Losel D19/174
D497,180 S * 10/2004 Cetera D19/116
D501,507 S * 2/2005 Lecce D19/171
D501,509 S * 2/2005 Lecce D19/170
D535,697 S * 1/2007 Cetera D19/174
D540,385 S * 4/2007 Qiu D19/170
D540,866 S * 4/2007 Qiu D19/174
D548,786 S * 8/2007 O'Hern D19/177
D550,281 S * 9/2007 Tien D19/174


(57) **CLAIM**

The ornamental design for a pen, as shown and described.

DESCRIPTION

FIG. 1 is a top, front, left side perspective view of a pen showing my new design;
FIG. 2 is a top plan view thereof;
FIG. 3 is a bottom plan view thereof;
FIG. 4 is a front elevation view thereof, the rear elevation view being identical; and,
FIG. 5 is a left elevation view thereof, the right side elevation view being identical.
The broken lines in FIGS. 1, 3, 4, and 5 are included for the purposes of illustrating a feature that forms no part of the claimed design.

1 Claim, 2 Drawing Sheets



(56)

References Cited

U.S. PATENT DOCUMENTS

D772,982 S * 11/2016 Nuzzo D19/174
D890,844 S * 7/2020 Epstein D19/201

* cited by examiner

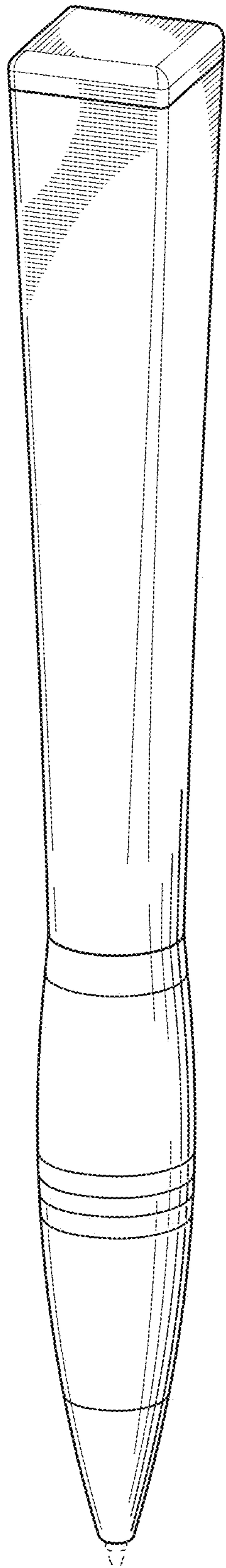


FIG. 1

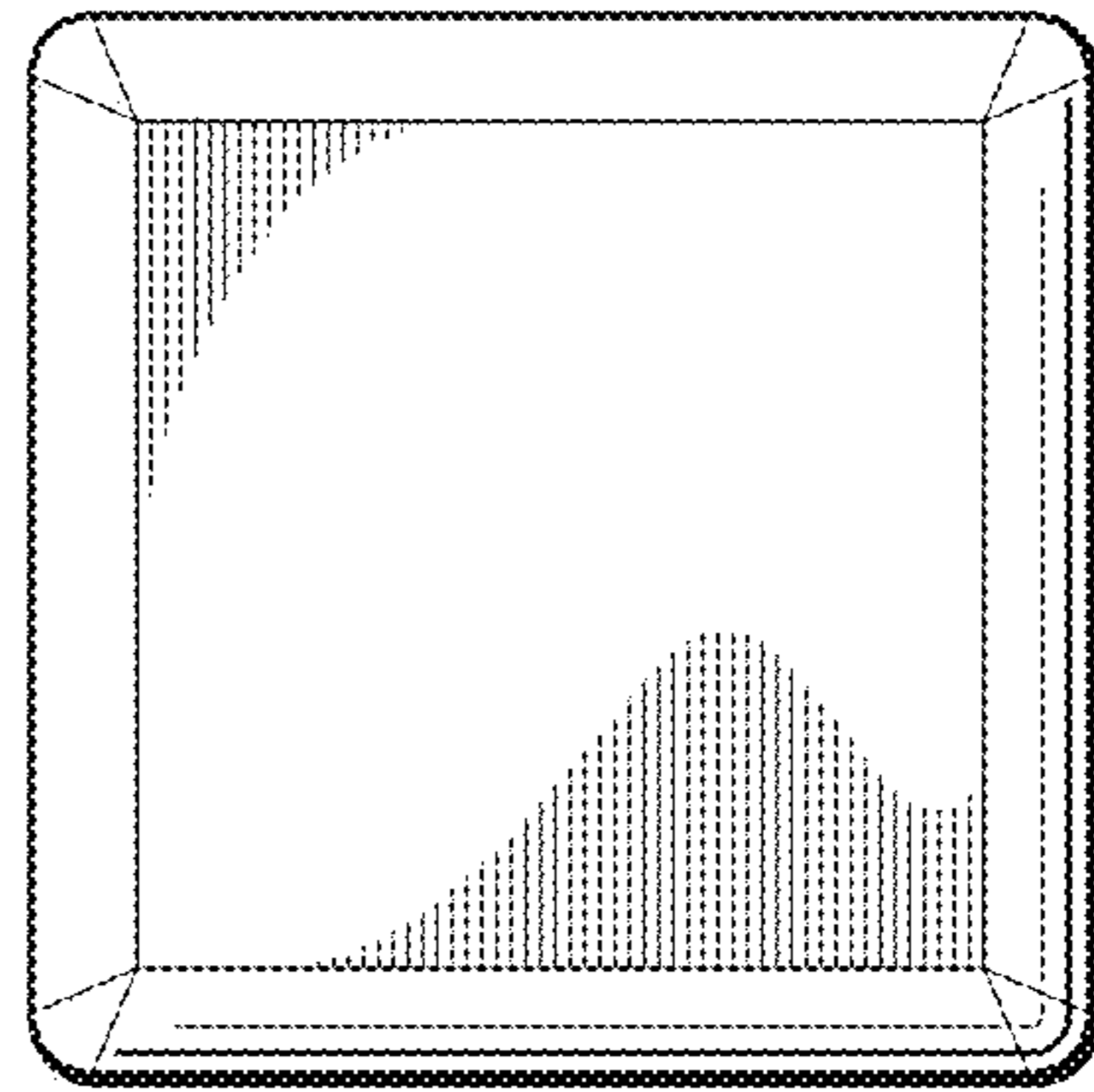


FIG. 2

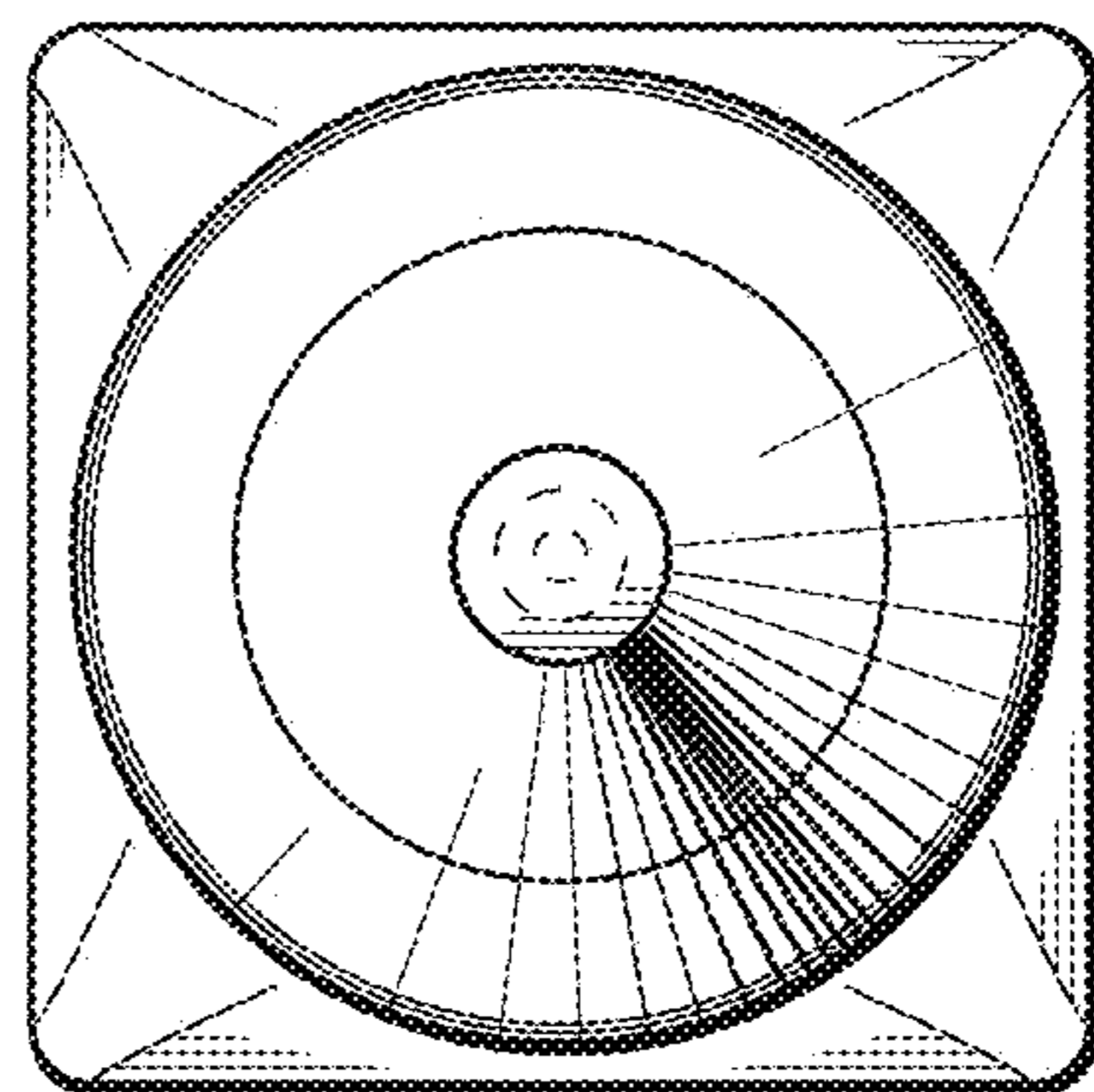


FIG. 3




FIG. 4




FIG. 5