



US00D923082S

(12) **United States Design Patent**
Kashiuchi

(10) **Patent No.:** **US D923,082 S**
(45) **Date of Patent:** **** Jun. 22, 2021**

(54) **ELECTRIC GUITAR**

(71) Applicant: **HOSHINO GAKKI CO., LTD.**, Aichi (JP)

(72) Inventor: **Motoaki Kashiuchi**, Aichi (JP)

(73) Assignee: **HOSHINO GAKKI CO., LTD.**, Aichi (JP)

(**) Term: **15 Years**

(21) Appl. No.: **35/509,247**

(22) Filed: **Oct. 30, 2019**

(80) **Hague Agreement Data**

Int. Filing Date: **Oct. 30, 2019**
Int. Reg. No.: **DM/205133**
Int. Reg. Date: **Oct. 30, 2019**
Int. Reg. Pub. Date: **May 1, 2020**

(30) **Foreign Application Priority Data**

Jun. 21, 2019 (JP) 2019-013767

(51) **LOC (13) Cl.** **17-03**

(52) **U.S. Cl.**
USPC **D17/20**
CPC **G10D 3/153 (2020.02)**

(58) **Field of Classification Search**

USPC D17/14, 15, 17, 18, 19, 20, 21; D21/405, D21/406, 411; 84/291, 292
CPC G10D 1/00; G10D 1/08; G10D 1/085; G10D 3/00; G10D 3/12; G10D 3/153
See application file for complete search history.

(56) **References Cited**

U.S. PATENT DOCUMENTS

3,771,408 A * 11/1973 Wright G10D 1/085 84/291
D270,842 S * 10/1983 Peavey D17/14
D274,733 S * 7/1984 Hampton D17/14

D286,299 S * 10/1986 Peavey D17/14
D320,615 S * 10/1991 Lendrum D17/14
D326,864 S * 6/1992 Tornese D17/20
D338,221 S * 8/1993 Beliger D17/14
D338,481 S * 8/1993 Amato D17/20
D388,117 S * 12/1997 Van Halen D17/20
D467,263 S * 12/2002 Meeker D17/19
D475,277 S * 6/2003 Wu D8/358
D475,604 S * 6/2003 Kelleghan D8/356
D477,013 S * 7/2003 Rico D17/14
D496,389 S * 9/2004 Butler D17/20
D549,767 S * 8/2007 Mitic D17/14
D559,394 S * 1/2008 Ji D24/214
D566,166 S * 4/2008 DeMars D17/18
D661,048 S * 6/2012 Leleniak D1/106
D693,179 S * 11/2013 Vujea D7/555
D734,097 S * 7/2015 Vue D7/553.1
D758,884 S * 6/2016 Butler D9/756

(Continued)

FOREIGN PATENT DOCUMENTS

DE M9803763-0001 4/1998
IT 2016000106115 10/2016

Primary Examiner — Richard E Chilcot

(57) **CLAIM**

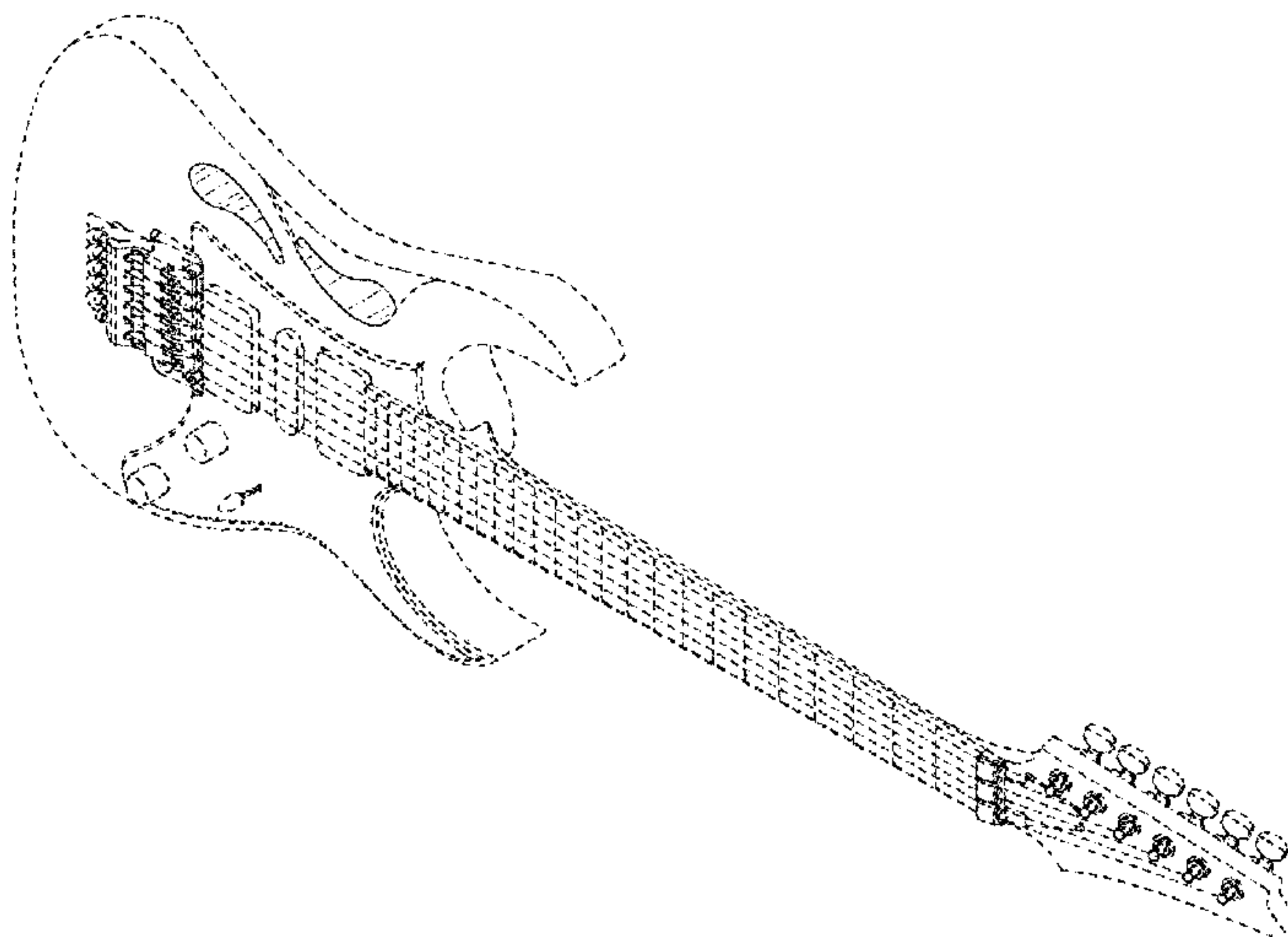
The ornamental design for an electric guitar, as shown and described.

DESCRIPTION

- 1. Electric guitar
- 1.1 : Front perspective view
- 1.2 : Front
- 1.3 : Back
- 1.4 : Top
- 1.5 : Bottom
- 1.6 : Enlarged right view
- 1.7 : Enlarged left view
- 1.8 : Enlarged cross-sectional view

The broken lines in the drawings form no part of the claimed design; fig. 1.8 is an enlarged cross-sectional view taken along a line connecting the centroid points of two through holes formed in the main body of the guitar.

1 Claim, 8 Drawing Sheets



(56)

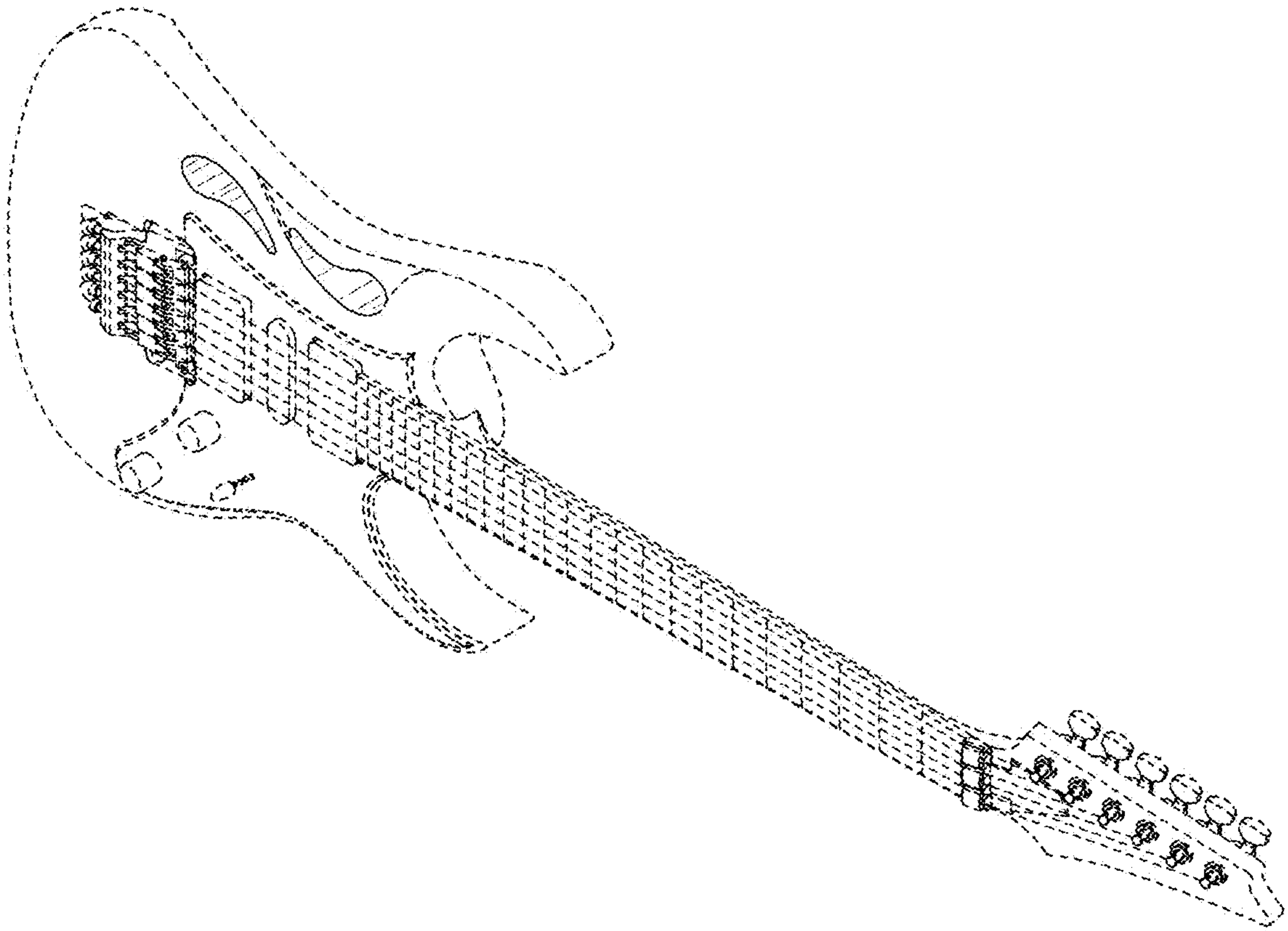
References Cited

U.S. PATENT DOCUMENTS


RE46,245 E * 12/2016 Vujea D7/555
D776,754 S * 1/2017 Bragg D17/20
D845,789 S * 4/2019 Linck D9/756
D850,214 S * 6/2019 Purkey D7/553.1
D862,576 S * 10/2019 Kanehara D17/20

* cited by examiner

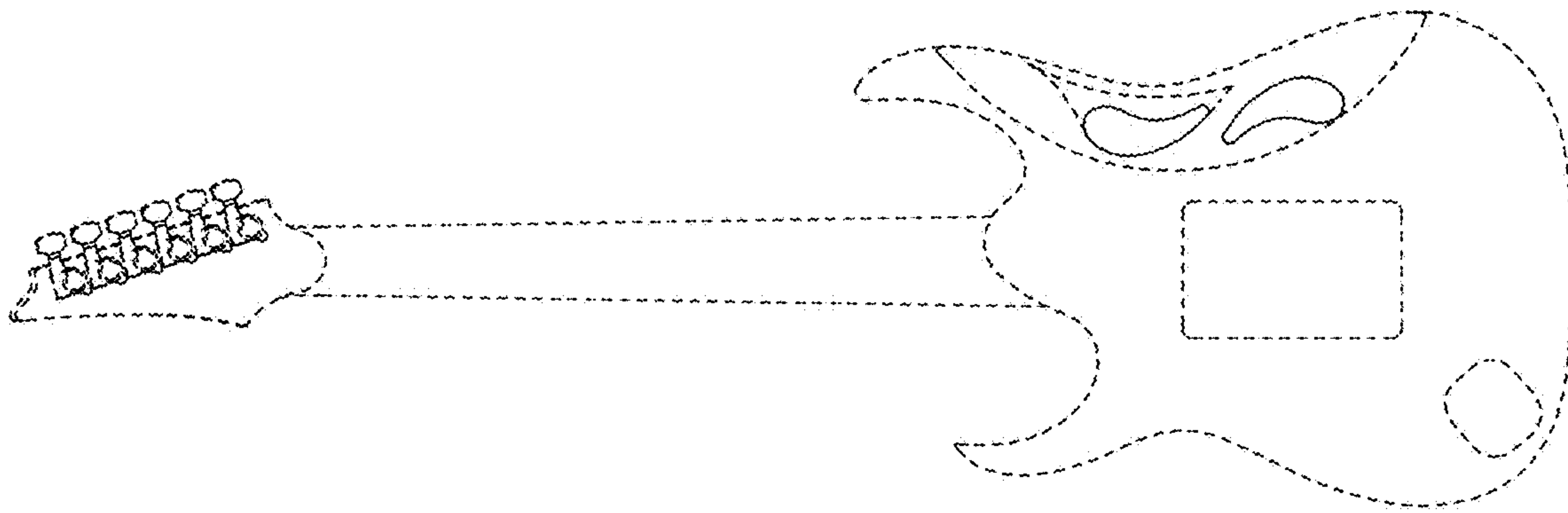
1.1




1.2




1.3



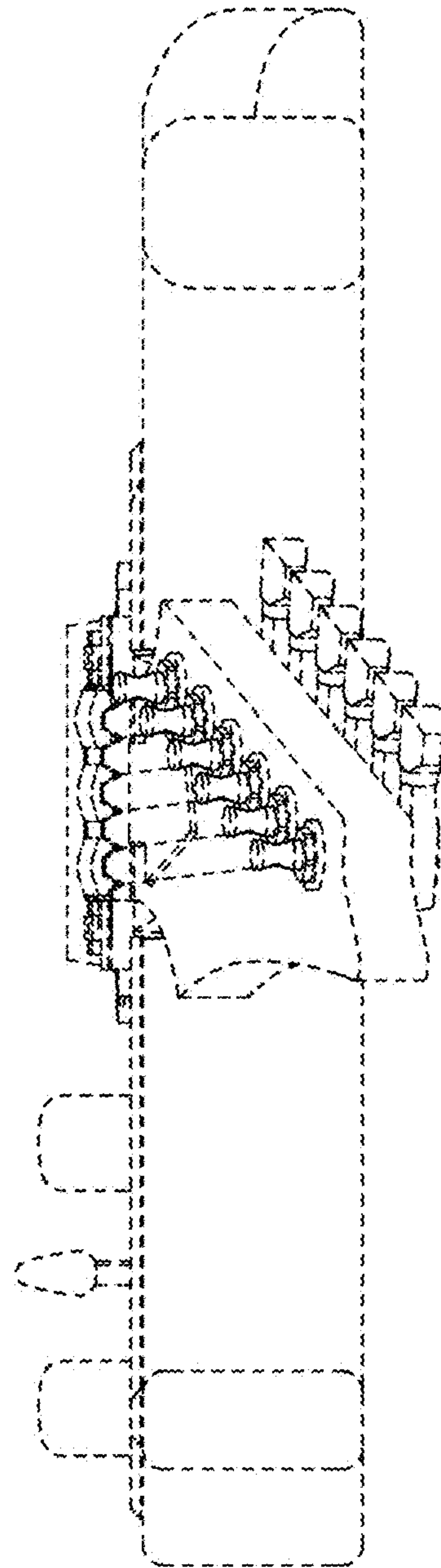
1.4



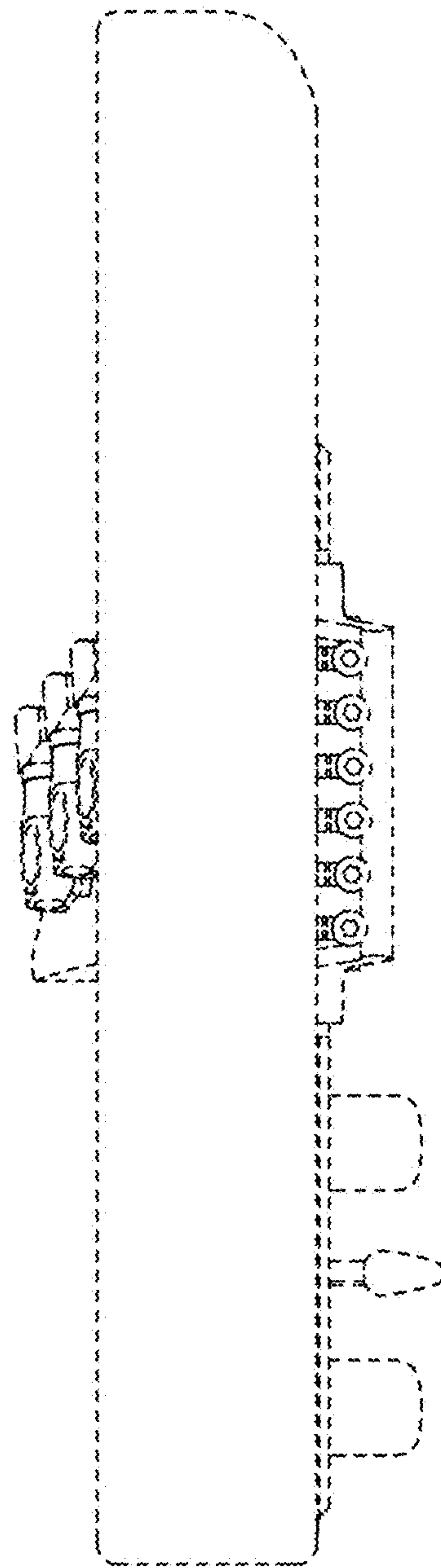
1.5



1.6



1.7



1.8

