



US00D923078S

(12) **United States Design Patent**
Ryu et al.

(10) **Patent No.:** **US D923,078 S**
(45) **Date of Patent:** **** Jun. 22, 2021**

(54) **PROJECTOR**
(71) Applicant: **LG ELECTRONICS INC.**, Seoul (KR)
(72) Inventors: **Daihyung Ryu**, Seoul (KR);
Seongyeong Park, Seoul (KR);
Yoonyoung Cho, Seoul (KR)
(73) Assignee: **LG ELECTRONICS INC.**, Seoul (KR)
(**) Term: **15 Years**
(21) Appl. No.: **35/508,903**
(22) Filed: **Sep. 26, 2019**
(80) **Hague Agreement Data**
Int. Filing Date: **Sep. 26, 2019**
Int. Reg. No.: **DM/204478**
Int. Reg. Date: **Sep. 26, 2019**
Int. Reg. Pub. Date: **Mar. 27, 2020**

D477,833 S * 7/2003 Kurokawa D16/225
D497,929 S * 11/2004 Ohki D16/230
D498,781 S * 11/2004 Azuma D16/225
D527,408 S * 8/2006 Azuma D16/225
D545,861 S * 7/2007 Naruki D16/221
D555,185 S * 11/2007 Nozue D16/225
D565,629 S * 4/2008 Morishita D16/225
D565,631 S * 4/2008 Morishita D16/230
D600,735 S * 9/2009 Chigira D16/225
D601,608 S * 10/2009 Kim D16/225
D602,061 S * 10/2009 Tatara D16/225
D606,110 S * 12/2009 Inoue D16/225
D631,080 S * 1/2011 Han D16/225
D641,772 S * 7/2011 Seo D16/230
D658,699 S * 5/2012 Azuma D16/230
D670,322 S * 11/2012 Lee D16/230
D684,621 S * 6/2013 Inoue D16/230
D685,835 S * 7/2013 Nakashima D16/230
D687,084 S * 7/2013 Lim D16/230
D711,955 S * 8/2014 Lin D16/235
D722,636 S * 2/2015 Ishibashi D16/230
D727,996 S * 4/2015 Ogawa D16/230

(Continued)

Primary Examiner — Holly E Thurman
(74) Attorney, Agent, or Firm — Birch, Stewart, Kolasch & Birch, LLP

(30) **Foreign Application Priority Data**
Mar. 29, 2019 (KR) 30-2019-0014527
(51) **LOC (13) Cl.** **16-02**
(52) **U.S. Cl.**
USPC **D16/230**
(58) **Field of Classification Search**
USPC D16/221, 225, 229–231, 234–235
CPC G03B 21/00; G03B 21/001; G03B 21/003;
G03B 21/12; G03B 21/14; G03B 21/145
See application file for complete search history.

(57) **CLAIM**

The ornamental design for a projector, as shown and described.

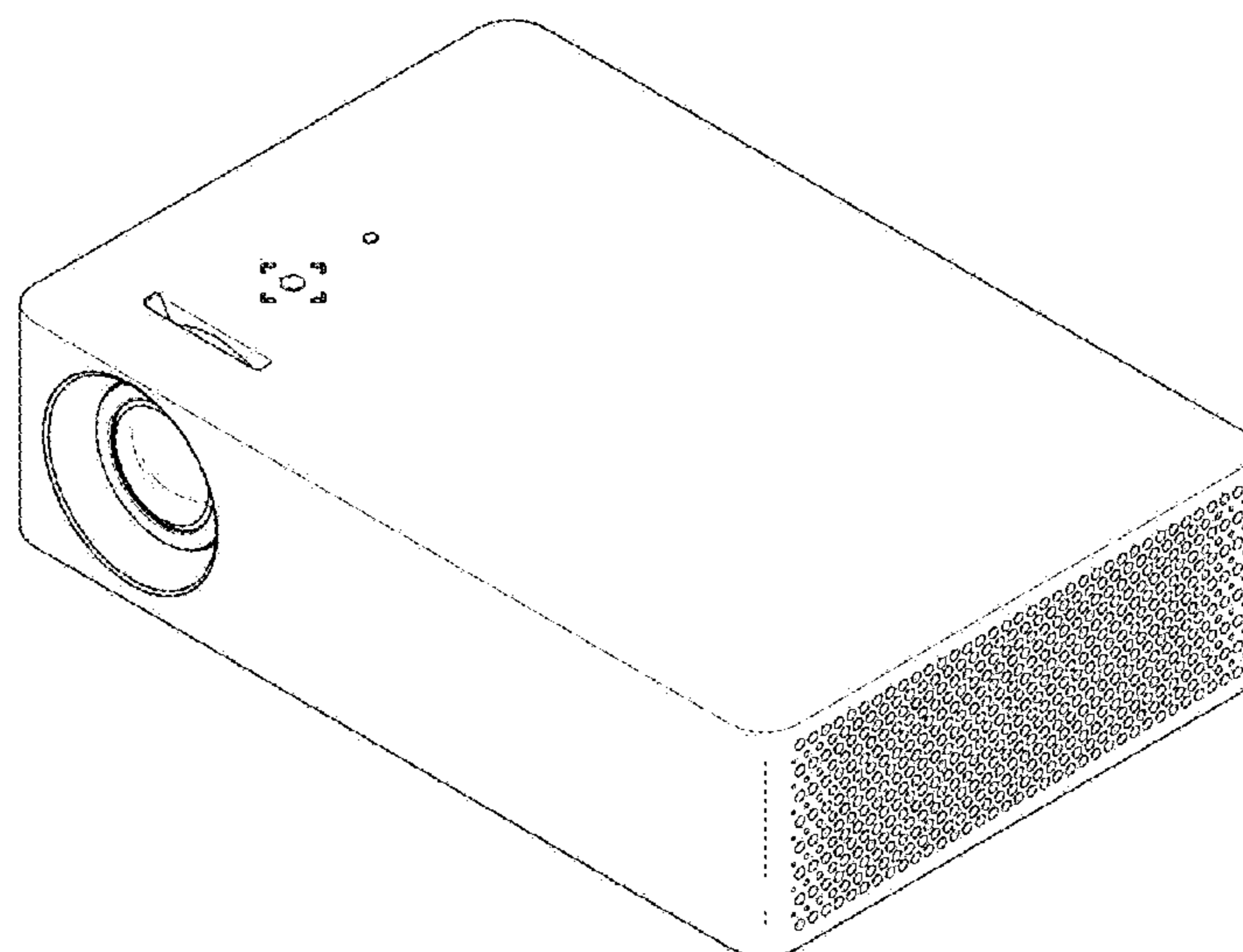
DESCRIPTION

- 1. Projector
- 1.1 : Perspective
- 1.2 : Front
- 1.3 : Back
- 1.4 : Left
- 1.5 : Right
- 1.6 : Top
- 1.7 : Bottom

The broken lines indicate unclaimed portions of the article that form no part of the claimed design.

1 Claim, 7 Drawing Sheets

(56) **References Cited**
U.S. PATENT DOCUMENTS
D463,474 S * 9/2002 Kawashima D16/225
D467,604 S * 12/2002 Niitsu D16/230
D472,571 S * 4/2003 Williams D16/230



(56)

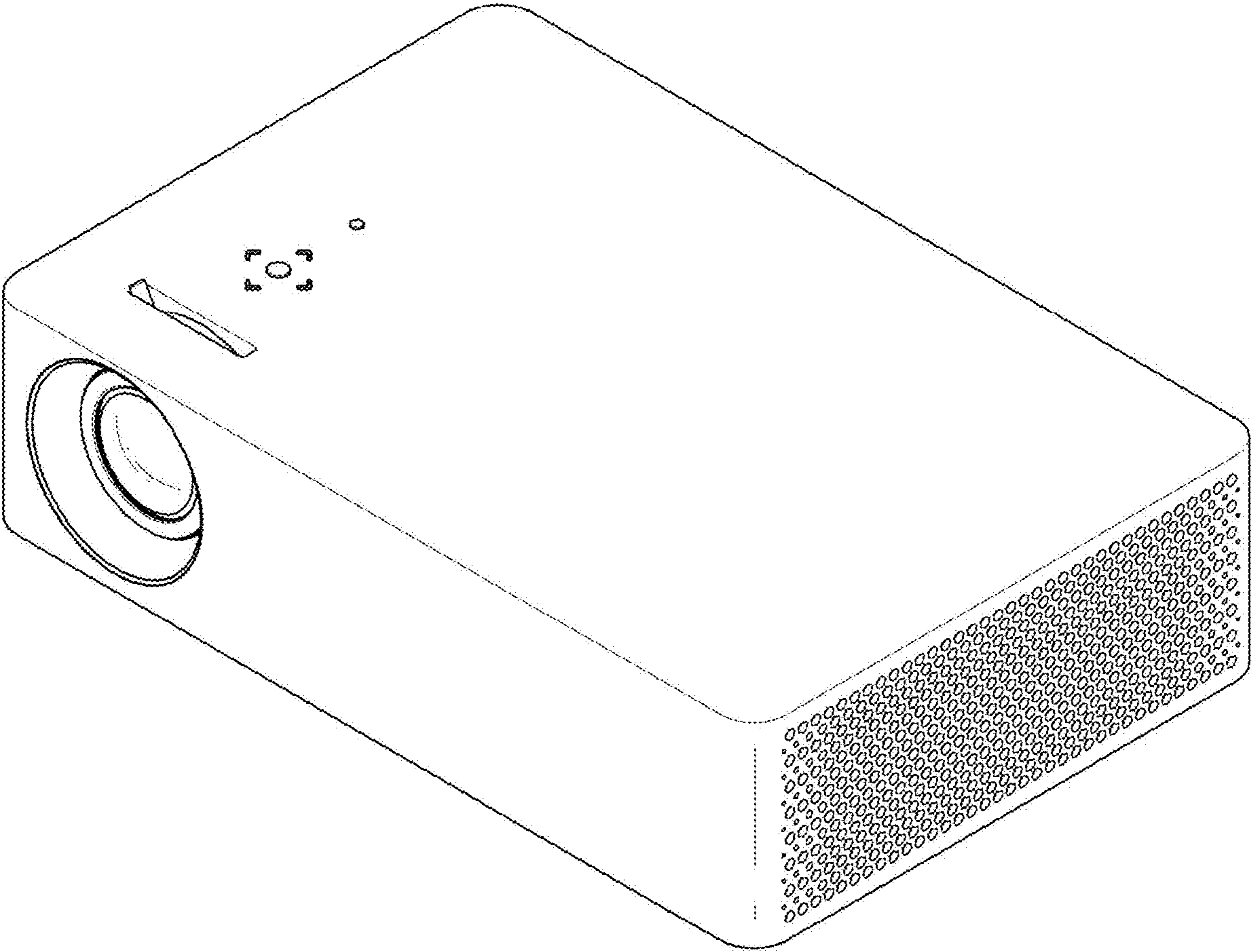
References Cited

U.S. PATENT DOCUMENTS

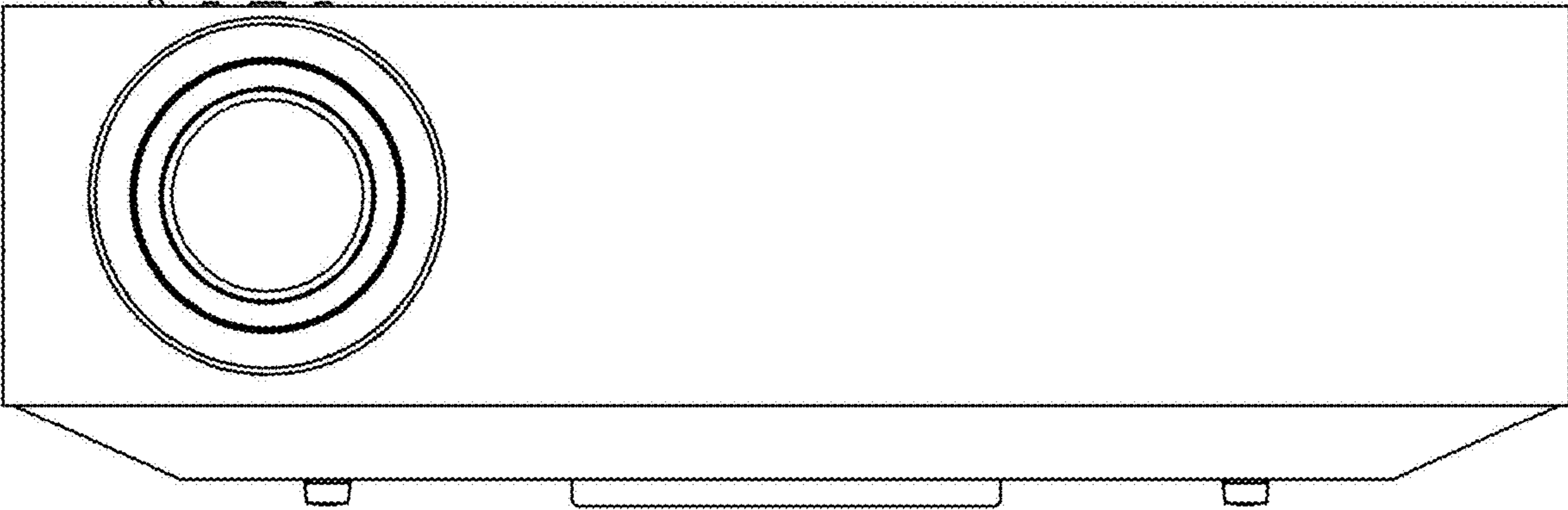
D730,972 S *	6/2015	Georges	D16/230
D738,949 S *	9/2015	Okamoto	D16/230
D754,773 S *	4/2016	Zhou	D16/230
D803,927 S *	11/2017	Kimura	D16/230
D850,518 S *	6/2019	Gan	D16/230
D851,695 S *	6/2019	Wang	D16/230
D870,798 S *	12/2019	Yuyama	D16/230
D901,576 S *	11/2020	Yuyama	D16/230
D907,103 S *	1/2021	Zhao	D16/230

* cited by examiner

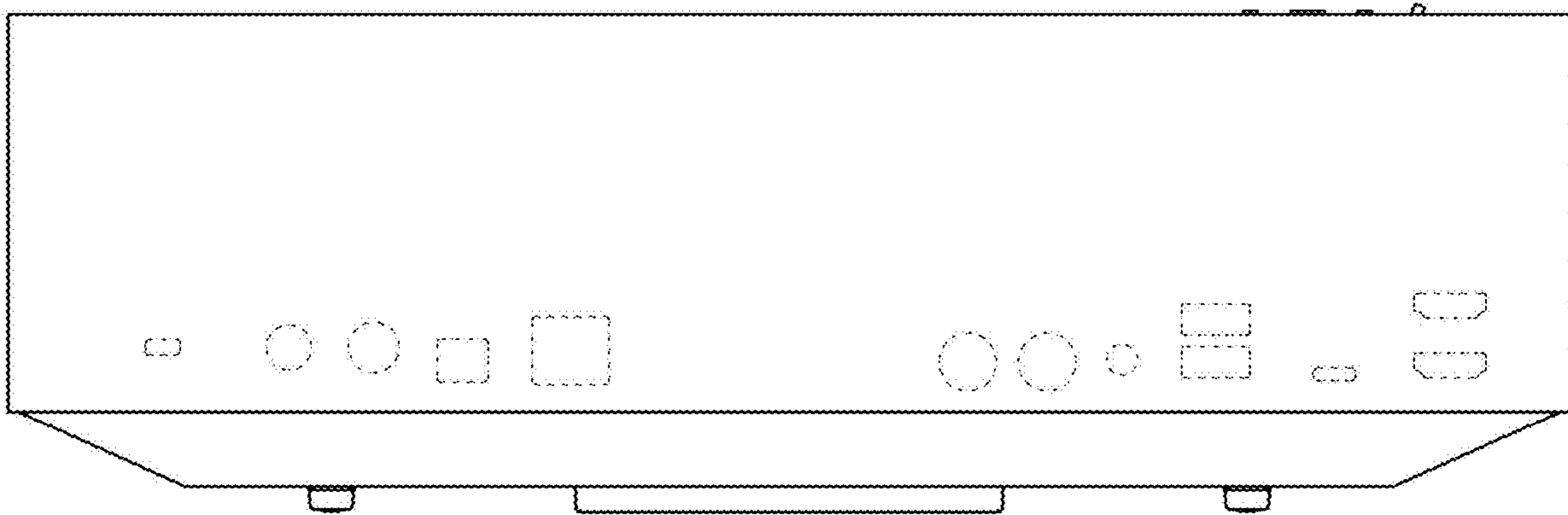
1.1



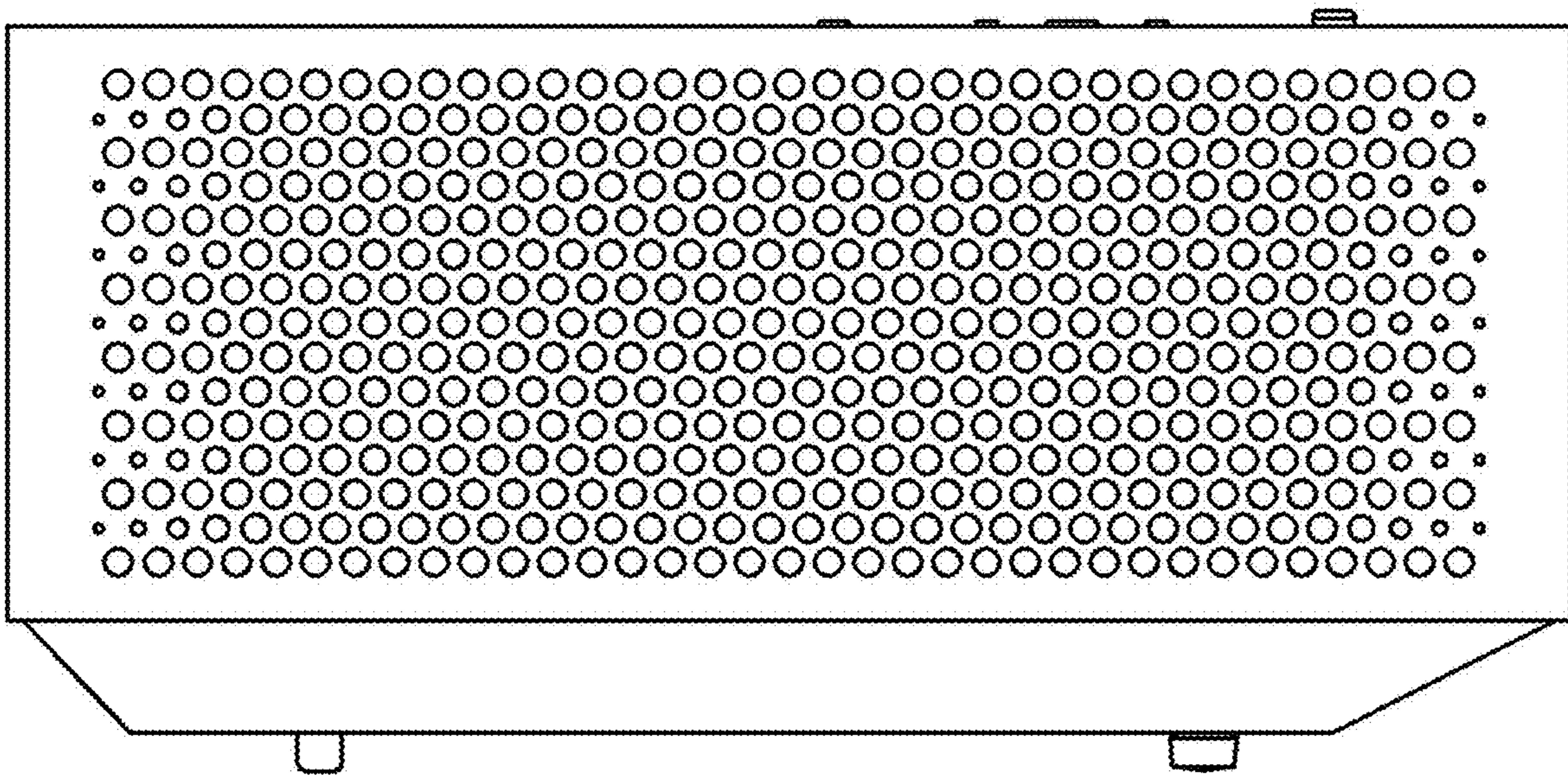
1.2



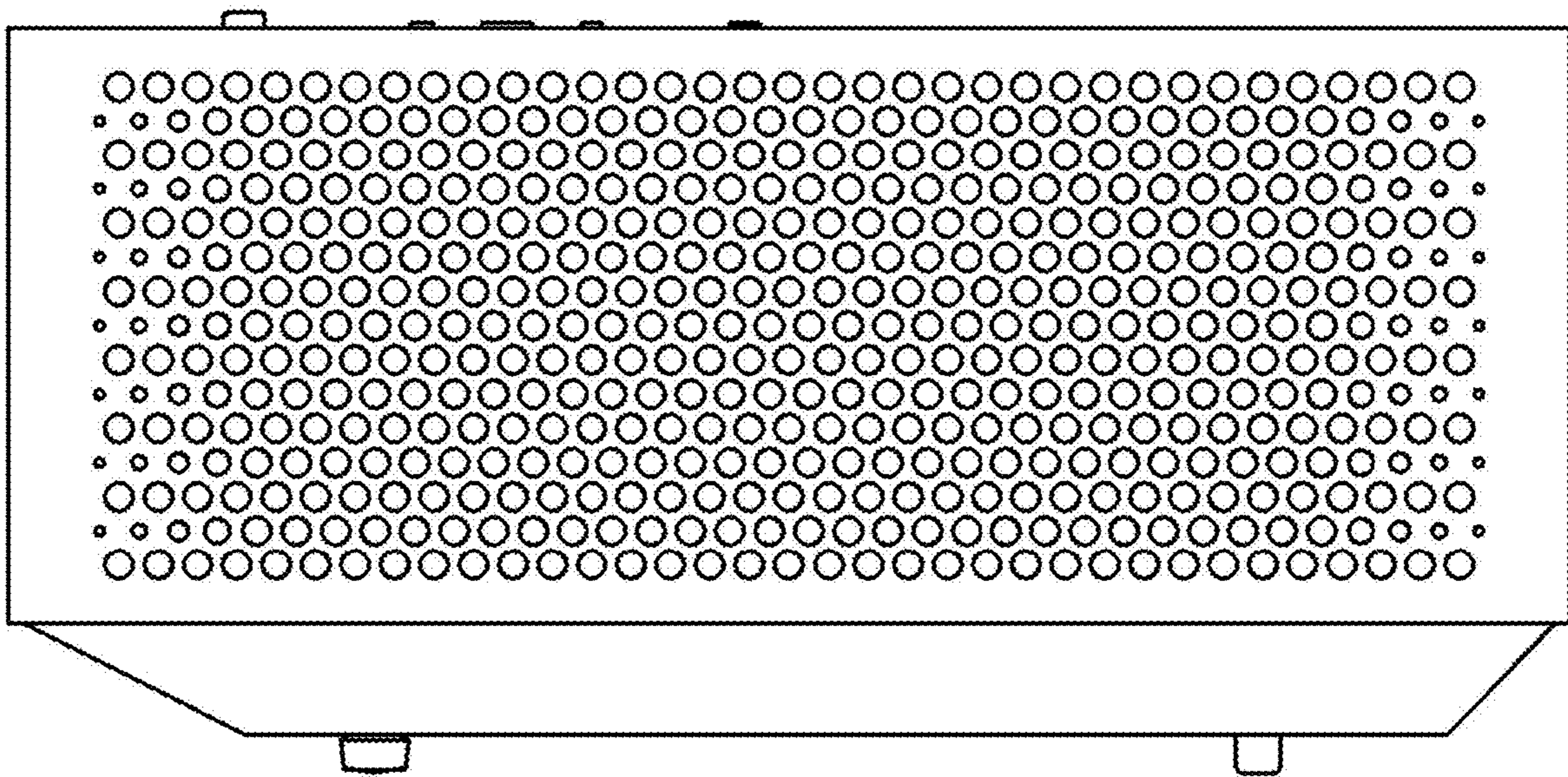
1.3



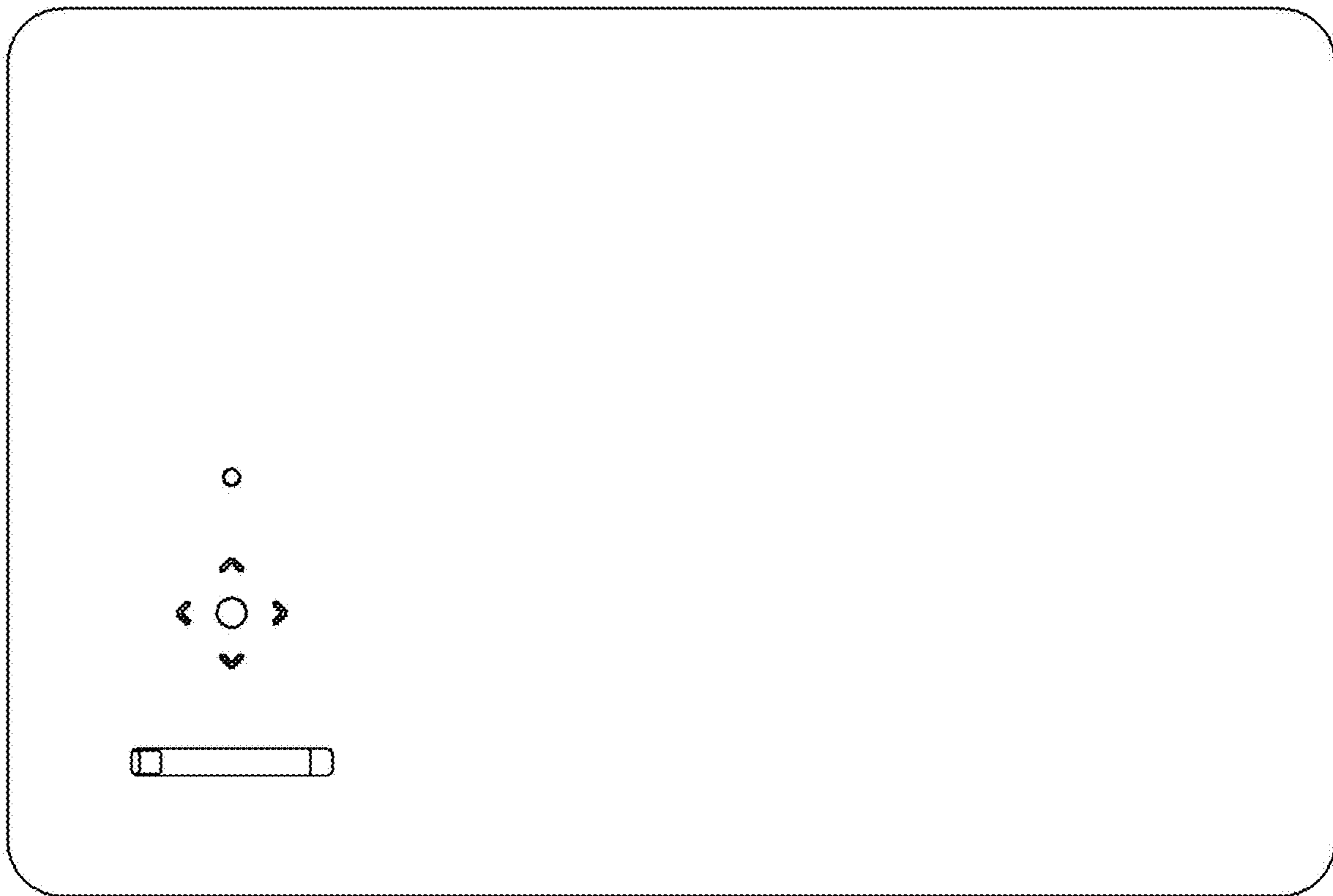
1.4



1.5



1.6



1.7

