



US00D923074S

(12) **United States Design Patent** (10) **Patent No.:** **US D923,074 S**
Grant et al. (45) **Date of Patent:** **** *Jun. 22, 2021**

(54) **CAMERA**
(71) Applicant: **Portable Multimedia Limited**, West End Surrey (GB)
(72) Inventors: **Robert George Grant**, West End Surrey (GB); **Graham Keith Lambert**, West End Surrey (GB); **Ceri Hill**, West End Surrey (GB)
(73) Assignee: **Portable Multimedia Limited**
(*) Notice: This patent is subject to a terminal disclaimer.
(**) Term: **15 Years**
(21) Appl. No.: **29/719,015**
(22) Filed: **Dec. 31, 2019**
(51) **LOC (13) Cl.** **16-01**
(52) **U.S. Cl.**
USPC **D16/208; D16/218**
(58) **Field of Classification Search**
USPC D16/200, 212, 218, 219; 348/373-376; 396/448, 535, 539-541
CPC G03B 15/03; G03B 17/02; G03B 17/04; G03B 17/56; G03B 19/04; H04N 5/2251; H04N 5/2252; H04N 5/2253; H04N 5/2254; H04N 2101/00
See application file for complete search history.

D857,076 S * 8/2019 Gan D16/202
D867,420 S * 11/2019 Zhang D16/202
D868,725 S * 12/2019 Zhou D14/167
D870,183 S * 12/2019 Tsukamoto D16/218
D875,803 S * 2/2020 Yuan D16/202
2013/0004152 A1* 1/2013 Imafuji G03B 15/02 396/155

OTHER PUBLICATIONS

Application for Registered Community Design for Application Nos. 006722419-0001 through 006722419-0004 dated Aug. 15, 2019, (Receipt of Filing, with annexed designs) 14 pages.
(Continued)

Primary Examiner — Ramzi S Almatrahi
(74) *Attorney, Agent, or Firm* — Lerner, David, Littenberg, Krumholz & Mentlik, LLP

(57) **CLAIM**

The ornamental design for a camera, as shown and described.

DESCRIPTION

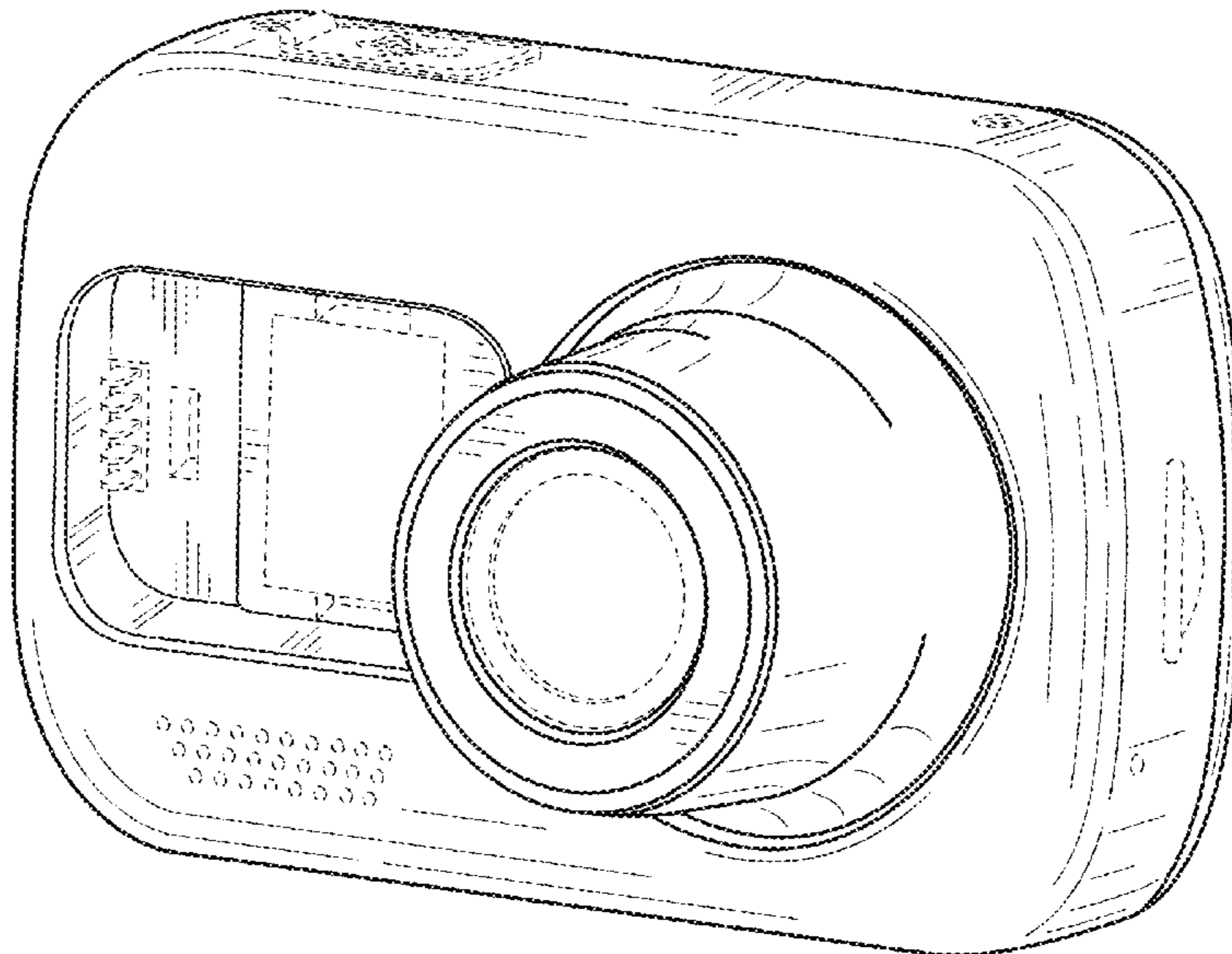
This application is related to U.S. Design application Ser. No. 29/719,014, U.S. Design application Ser. No. 29/719,017, and U.S. Design application Ser. No. 29/719,018, all of which are concurrently filed herewith, and the disclosures all of which are incorporated herein by reference.
FIG. 1 is a front and right side perspective view of a camera showing our new design;
FIG. 2 is a front elevation view thereof;
FIG. 3 is a rear elevation view thereof;
FIG. 4 is a right side elevation view thereof;
FIG. 5 is a left side elevation view thereof;
FIG. 6 is a top plan view thereof; and,
FIG. 7 is a bottom plan view thereof.
The broken lines depict portions of the camera in which the design is embodied that form no part of the claimed design.

1 Claim, 4 Drawing Sheets

(56) **References Cited**

U.S. PATENT DOCUMENTS

D747,386 S * 1/2016 Li D16/208
D772,966 S * 11/2016 Song D16/200
D848,508 S * 5/2019 Hsu D16/218
D849,084 S * 5/2019 Hu D16/202
D849,817 S * 5/2019 Wang D16/218
D852,255 S * 6/2019 Guo D16/202
D854,597 S * 7/2019 Gao D16/202



(56)

References Cited

OTHER PUBLICATIONS

Application No. 6050015, Filing Date Dec. 14, 2018 (Uncertified Intellectual Property Office of the United Kingdom Design Details).
Application No. 6050016, Filing Date Dec. 14, 2018 (Uncertified Intellectual Property Office of the United Kingdom Design Details).
Application No. 6050017, Filing Date Dec. 14, 2018 (Uncertified Intellectual Property Office of the United Kingdom Design Details).
Application No. 6050018, Filing Date Dec. 14, 2018 (Uncertified Intellectual Property Office of the United Kingdom Design Details).
Chinese Filing Receipt and Filed Application for Application No. CN 201930006465.1 dated Jan. 7, 2019, 15 pages.
Grant et al., "Camera," Design U.S. Appl. No. 29/719,014, filed Dec. 31, 2019. (unpublished).
Grant et al., "Camera," Design U.S. Appl. No. 29/719,017, filed Dec. 31, 2019. (unpublished).
Grant et al., "Camera," Design U.S. Appl. No. 29/719,018, filed Dec. 31, 2019. (unpublished).

* cited by examiner

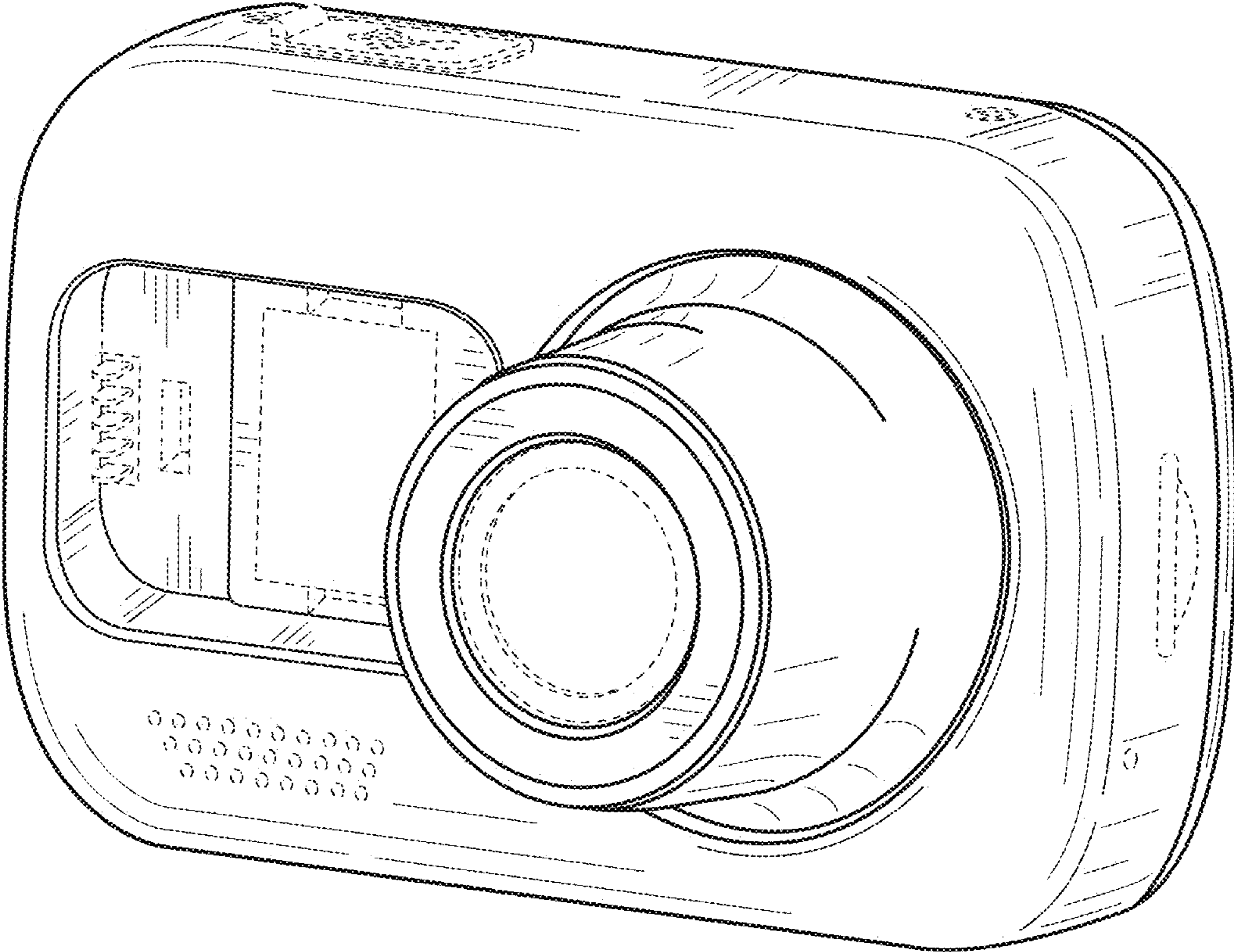


FIG. 1

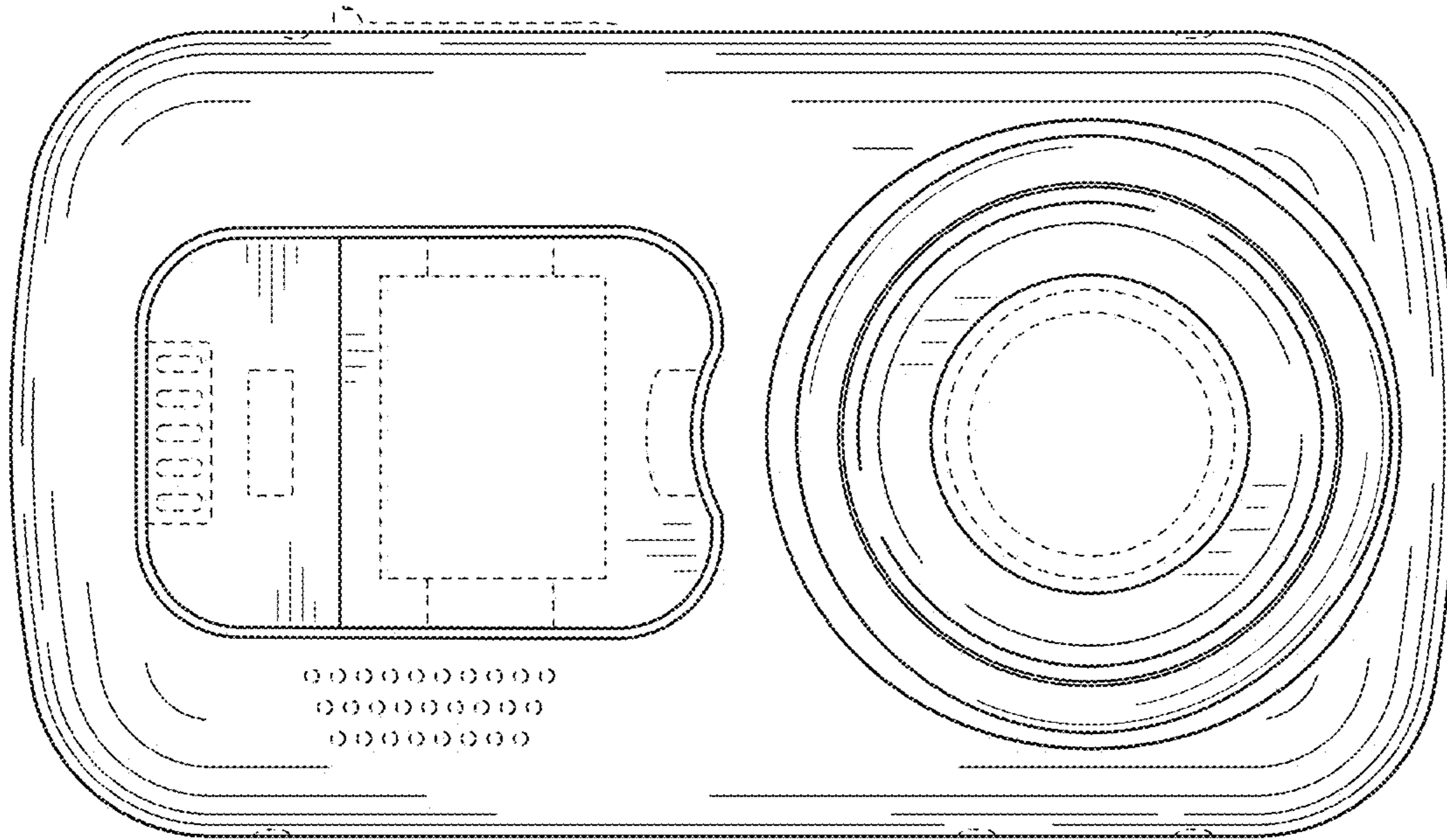


FIG. 2




FIG. 3

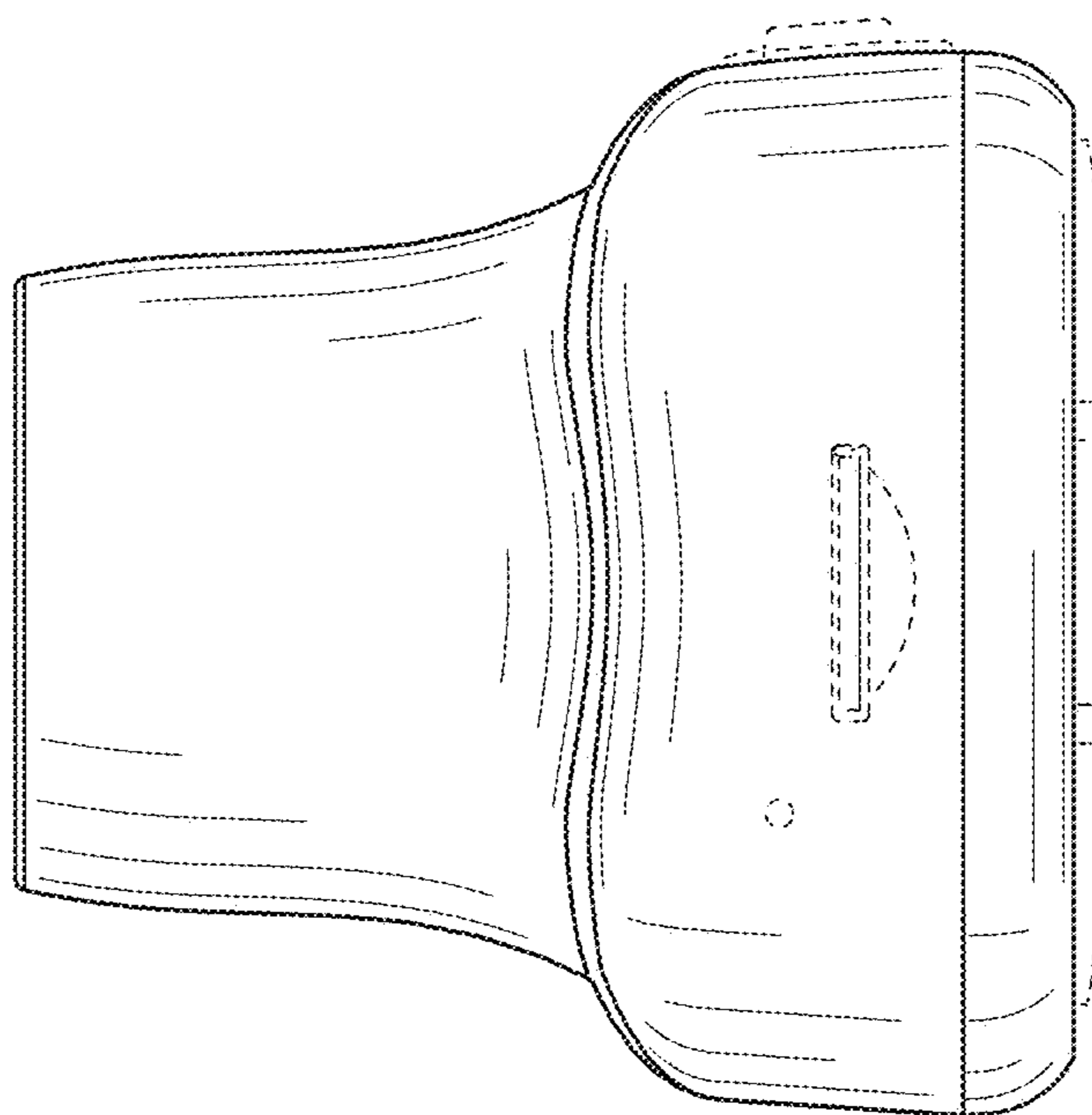


FIG. 4

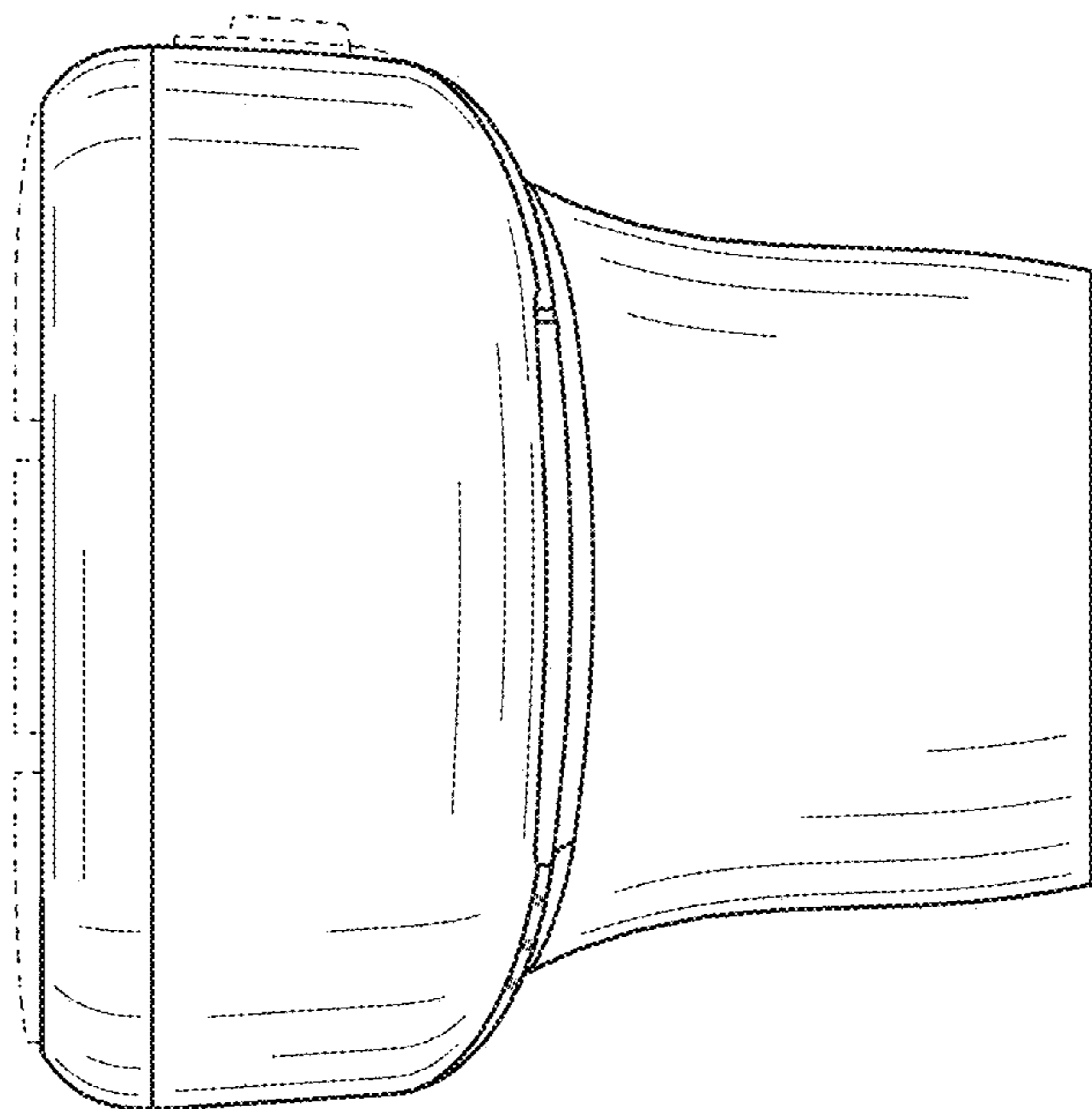


FIG. 5

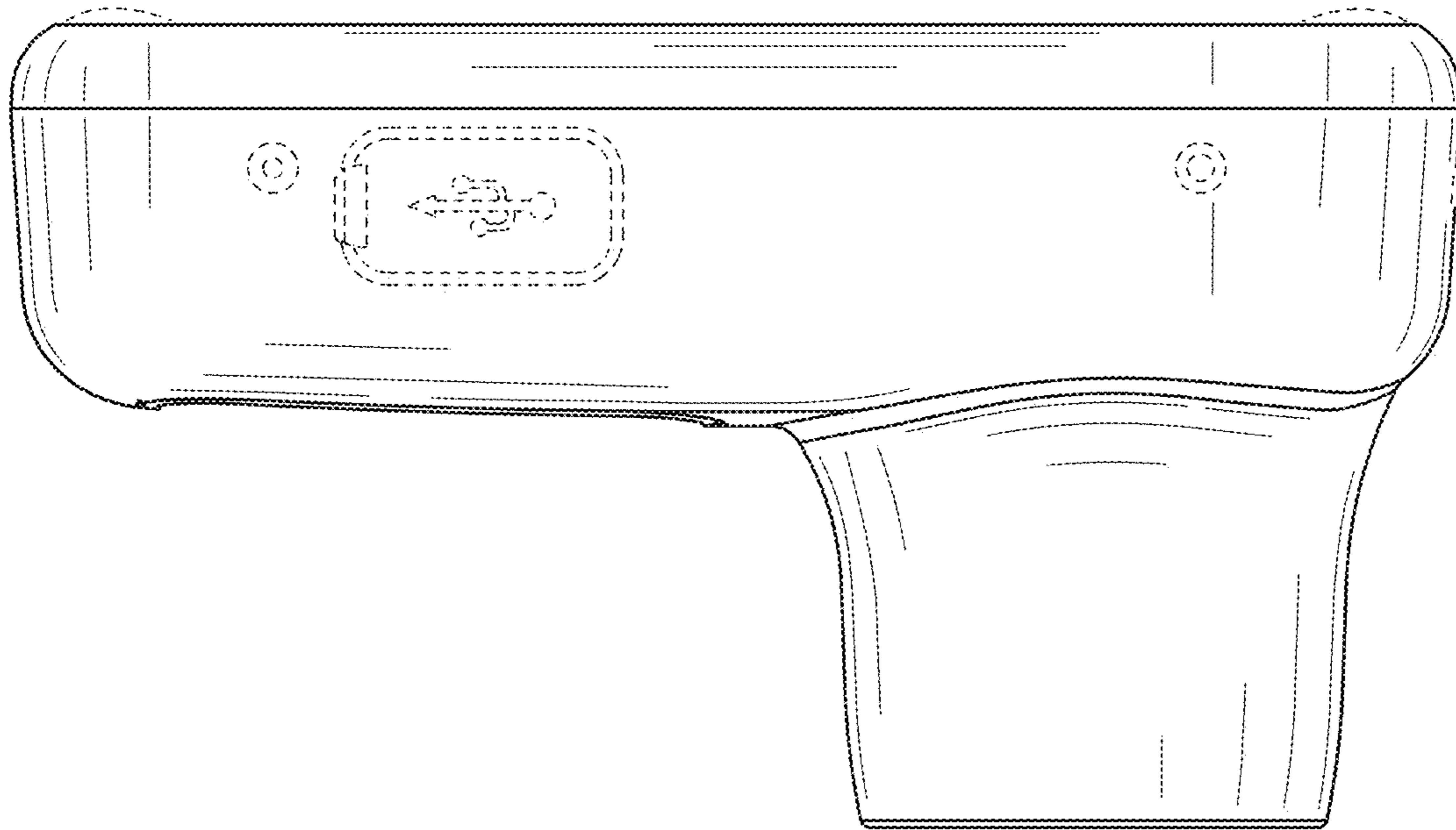


FIG. 6

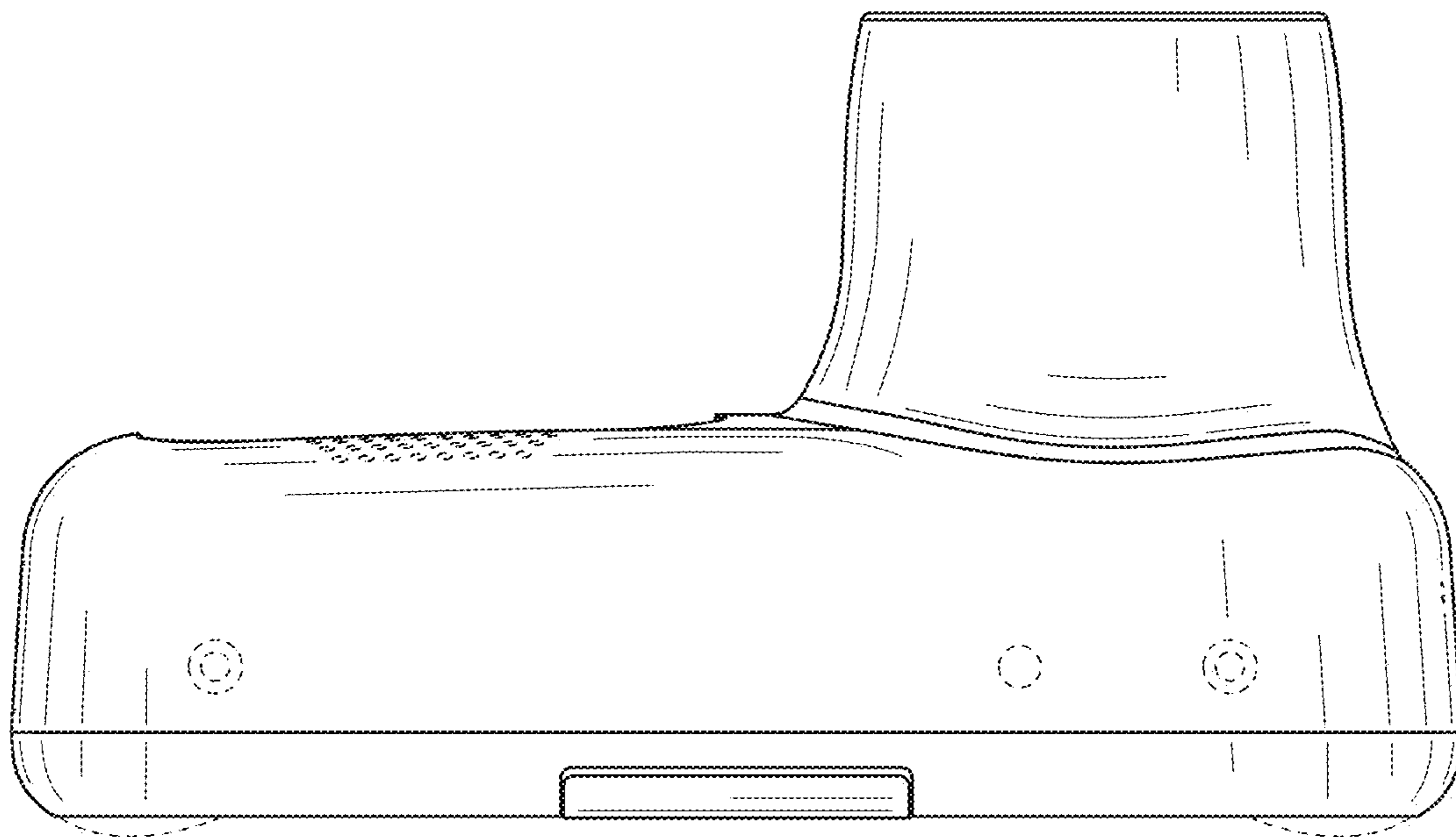


FIG. 7