



US00D923022S

(12) **United States Design Patent**
Zhang

(10) **Patent No.:** **US D923,022 S**
(45) **Date of Patent:** **** Jun. 22, 2021**

(54) **DISPLAY SCREEN OR PORTION THEREOF WITH GRAPHICAL USER INTERFACE**

(71) Applicant: **Ke.com (Beijing) Technology Co., Ltd.**, Beijing (CN)

(72) Inventor: **Ruina Zhang**, Beijing (CN)

(73) Assignee: **Ke.com (Beijing) Technology Co., Ltd.**, Beijing (CN)

(**) Term: **15 Years**

(21) Appl. No.: **29/709,000**

(22) Filed: **Oct. 10, 2019**

(30) **Foreign Application Priority Data**

Jun. 26, 2019 (CN) 201930335899.6

(51) **LOC (13) Cl.** **14-04**

(52) **U.S. Cl.**
USPC **D14/485**

(58) **Field of Classification Search**
USPC D14/485-495

(Continued)

(56) **References Cited**

U.S. PATENT DOCUMENTS

D666,209 S * 8/2012 Cranfill D14/486

D686,635 S * 7/2013 Cranfill D14/486

(Continued)

OTHER PUBLICATIONS

“Adding a Floor Plan.” support.cupix.com. Jun. 19, 2019. Accessed Dec. 11, 2020. Available online at URL: <https://support.cupix.com/support/solutions/articles/27000048806-adding-a-floor-plan> (Year: 2019).*

(Continued)

Primary Examiner — Christian P. McLean

(74) *Attorney, Agent, or Firm* — Sterne, Kessler, Goldstein & Fox P.L.L.C.

(57) **CLAIM**

The ornamental design for a display screen or portion thereof with graphical user interface, as shown and described.

DESCRIPTION

The file of this patent contains at least one drawing/photograph executed in color. Copies of this patent with color drawing(s)/photograph(s) will be provided by the Office upon request and payment of the necessary fee.

FIG. 1 is a front view of a display screen or portion thereof with graphical user interface showing the claimed design; and,

FIG. 2 is a front view of a display screen or portion thereof with graphical user interface showing the claimed design.

The outermost dashed broken lines in the figures show a display screen or portion thereof, and form no part of the claimed design.


The other dashed broken lines, the dot-dash broken lines, and the dot-dot-dash broken lines in the figures show boundaries that form no part of the claimed design.

The faded areas including text, numbers, Chinese characters, icons, background images, or a combination thereof between the dashed broken lines and the dot-dash broken lines in the figures show portions of the graphical user interface that form no part of the claimed design.

The faded areas including text, numbers, Chinese characters, or a combination thereof within the dot-dot-dash broken lines show portions of the graphical user interface that form no part of the claimed design.

The gray horizontal band between the dashed broken lines in the center of the graphical user interface forms part of the claimed design.

1 Claim, 2 Drawing Sheets
(1 of 2 Drawing Sheet(s) Filed in Color)



(58) **Field of Classification Search**

CPC G06F 3/048; G06F 3/0481; G06F 3/04812;
 G06F 3/04817; G06F 3/0482; G06F
 3/0483; G06F 3/0484; G06F 3/04847;
 G06F 3/0485; G06F 3/04855; G06F
 3/04886; G06Q 30/00; H03J 1/00; H03J
 1/0008; H03J 1/0016; H03J 1/0025;
 H04N 5/00; H04N 5/08; H04N 5/14;
 H04N 5/222; H04N 5/225; H04N 5/232;
 H04N 5/445; H04N 5/44543; H04N 5/45;
 H04N 2005/44517; H04N 2005/44521;
 H04N 2005/44526; H04N 2005/4453;
 H04N 2005/44534; H04N 2005/44539;
 H04N 2005/44547; H04N 2005/44556;
 H04N 2005/4456; H04N 2005/44565;
 H04N 2005/44569; H04N 2005/44573;
 H04N 21/00; H04N 21/234; H04N
 21/431; H04N 21/4312; H04N 21/4314;
 H04N 21/4316

See application file for complete search history.

(56) **References Cited**

U.S. PATENT DOCUMENTS

D752,080 S * 3/2016 Kim D14/486
 D769,890 S * 10/2016 Jung D14/485
 D771,060 S * 11/2016 Miyazaki D14/485
 D771,639 S * 11/2016 Dellinger D14/485
 D771,654 S * 11/2016 Chaudhri D14/485
 D772,244 S * 11/2016 Jon D14/485
 D790,567 S * 6/2017 Su D14/486
 D801,983 S * 11/2017 Sonnevile D14/485
 D808,403 S * 1/2018 Capela D14/486

D842,330 S * 3/2019 Yao D14/488
 D842,877 S * 3/2019 Karunamuni D14/486
 D861,010 S * 9/2019 Anzures D14/485
 10,466,881 B2 * 11/2019 Sasaki G06F 3/04817
 D879,115 S * 3/2020 Liang D14/485
 D879,124 S * 3/2020 Carpenter D14/486
 D884,719 S * 5/2020 Paul D14/486
 D898,751 S * 10/2020 Lu D14/485
 D904,431 S * 12/2020 Park D14/485
 D910,046 S * 2/2021 Anzures D14/486
 D911,360 S * 2/2021 Zhang D14/485
 D912,687 S * 3/2021 Zhang D14/485
 2016/0117086 A1 * 4/2016 Huang G06F 9/451
 715/736
 2016/0300392 A1 * 10/2016 Jonczyk G06T 7/536
 2017/0185277 A1 * 6/2017 Sundermeyer G06F 3/04817
 2018/0067593 A1 * 3/2018 Tiwari G08B 13/04
 2018/0205567 A1 * 7/2018 Piaskowski G05B 15/02
 2021/0049895 A1 * 2/2021 Sundermeyer H04L 67/025
 2021/0065433 A1 * 3/2021 Yang G06F 30/13

OTHER PUBLICATIONS

“Avantgarde Properties #5—WIP.” dribbble.com. Sep. 8, 2019. Accessed Dec. 11, 2020. Available online at URL: <https://dribbble.com/shots/7090263-Avantgarde-Properties-5-WIP> (Year: 2019).*

“The easiest way to control a building.” innea.de. Available Apr. 9, 2013. Accessed Dec. 11, 2020. Retrieved online via Internet Archive Wayback Machine at URL: <https://web.archive.org/web/20130409084908/http://www.innea.de/en/products/guis-floorplans/gui/> (Year: 2013).*

Vink, Luke. “Hass.io Floorplan UI with color synced lights.” youtube.com. Feb. 6, 2020. Accessed Dec. 11, 2020. Available online at URL: https://www.youtube.com/watch?v=KcfZc1 MXP_A&feature=youtu.be (Year: 2020).*

* cited by examiner




FIG. 1




FIG. 2

UNITED STATES PATENT AND TRADEMARK OFFICE
CERTIFICATE OF CORRECTION

PATENT NO. : D923,022 S
APPLICATION NO. : 29/709000
DATED : June 22, 2021
INVENTOR(S) : Ruina Zhang

Page 1 of 3

It is certified that error appears in the above-identified patent and that said Letters Patent is hereby corrected as shown below:

On the Title Page

Please replace the illustrated print Figure 1, as shown on the attached Replacement Drawing Sheet.

In the Drawings

Please replace Figures 1–2 with the replacement Figures 1–2 on the attached Replacement Sheets.

Signed and Sealed this
Twenty-eighth Day of February, 2023



Katherine Kelly Vidal
Director of the United States Patent and Trademark Office




FIG. 1



FIG. 2