



US00D923013S

(12) **United States Design Patent** (10) **Patent No.:** **US D923,013 S**
Akana et al. (45) **Date of Patent:** **** Jun. 22, 2021**

(54) **CASE**

(71) Applicant: **Apple Inc.**, Cupertino, CA (US)

(72) Inventors: **Jody Akana**, San Francisco, CA (US); **Molly Anderson**, San Francisco, CA (US); **Bartley K. Andre**, Palo Alto, CA (US); **Shota Aoyagi**, San Francisco, CA (US); **Anthony Michael Ashcroft**, San Francisco, CA (US); **Marine C. Bataille**, San Francisco, CA (US); **Jeremy Bataillou**, San Francisco, CA (US); **Daniele De Iuliis**, San Francisco, CA (US); **Markus Diebel**, San Francisco, CA (US); **M. Evans Hankey**, San Francisco, CA (US); **Julian Hoenig**, San Francisco, CA (US); **Richard P. Howarth**, San Francisco, CA (US); **Jonathan P. Ive**, San Francisco, CA (US); **Julian Jaede**, San Francisco, CA (US); **Duncan Robert Kerr**, San Francisco, CA (US); **Peter Russell-Clarke**, San Francisco, CA (US); **Benjamin Andrew Shaffer**, San Jose, CA (US); **Mikael Silvanto**, San Francisco, CA (US); **Sung-Ho Tan**, San Francisco, CA (US); **Clement Tissandier**, San Francisco, CA (US); **Eugene Antony Whang**, San Francisco, CA (US); **Rico Zörkendörfer**, San Francisco, CA (US)

(73) Assignee: **Apple Inc.**, Cupertino, CA (US)

(**) Term: **15 Years**

(21) Appl. No.: **29/758,291**

(22) Filed: **Nov. 13, 2020**

Related U.S. Application Data

(63) Continuation of application No. 29/662,769, filed on Sep. 7, 2018, now Pat. No. Des. 902,214.

(51) **LOC (13) Cl.** 14-02

(52) **U.S. Cl.**
USPC **D14/440**

(58) **Field of Classification Search**
USPC D14/440, 447, 250; 206/45.23, 320, 206/45.2; 361/679.55; 294/25; 224/218
CPC G06F 1/1628; G06F 1/1626; G06F 1/699; A47B 23/044; H04B 1/3888
See application file for complete search history.

(56) **References Cited**

U.S. PATENT DOCUMENTS

D658,164 S * 4/2012 Chan D14/238.1
D673,157 S * 12/2012 Lu D14/440
D695,745 S * 12/2013 Kim D14/440
D706,270 S * 6/2014 Akana D14/440

(Continued)

Primary Examiner — Cynthia R Underwood

(74) *Attorney, Agent, or Firm* — Sterne, Kessler, Goldstein & Fox P.L.L.C.


(57) **CLAIM**

The ornamental design for a case, as shown and described.

DESCRIPTION

FIG. 1 is a bottom front perspective view of a case showing the claimed design;
FIG. 2 is a bottom rear perspective view thereof
FIG. 3 is a front view thereof;
FIG. 4 is a rear view thereof;
FIG. 5 is a left side view thereof;
FIG. 6 is a right side view thereof;
FIG. 7 is a top view thereof; and,
FIG. 8 is a bottom view thereof.
The broken lines in the figures show portions of the case that form no part of the claimed design.

1 Claim, 6 Drawing Sheets



(56)

References Cited

U.S. PATENT DOCUMENTS

D708,621	S *	7/2014	Gifford	D14/447
D710,857	S	8/2014	Mecchella et al.	
D723,038	S	2/2015	Kim	
9,033,147	B2 *	5/2015	Lee	A45C 11/00 206/320
D776,122	S	1/2017	Akana et al.	
D776,123	S	1/2017	Akana et al.	
D787,520	S *	5/2017	Wall	D14/440
D795,880	S	8/2017	Akana et al.	
D810,750	S	2/2018	Chang et al.	
D836,644	S *	12/2018	Li	D14/440
D837,217	S *	1/2019	Kang	D14/440
D844,012	S *	3/2019	Leipold	G02B 7/00 D14/450
D847,818	S *	5/2019	Szczypinski	D14/440
D851,093	S	6/2019	Moore et al.	
D855,057	S	7/2019	Siedow	
D859,416	S	9/2019	Moore et al.	
D873,811	S *	1/2020	Akana	D14/250
D902,215	S *	11/2020	Quan	D14/440
D903,687	S *	12/2020	Moore	D14/440
D906,339	S *	12/2020	Hyun	D14/440
2004/0109096	A1 *	6/2004	Anderson	C09J 7/38 348/832
2017/0001364	A1 *	1/2017	MacDonald	B29C 65/7802

* cited by examiner

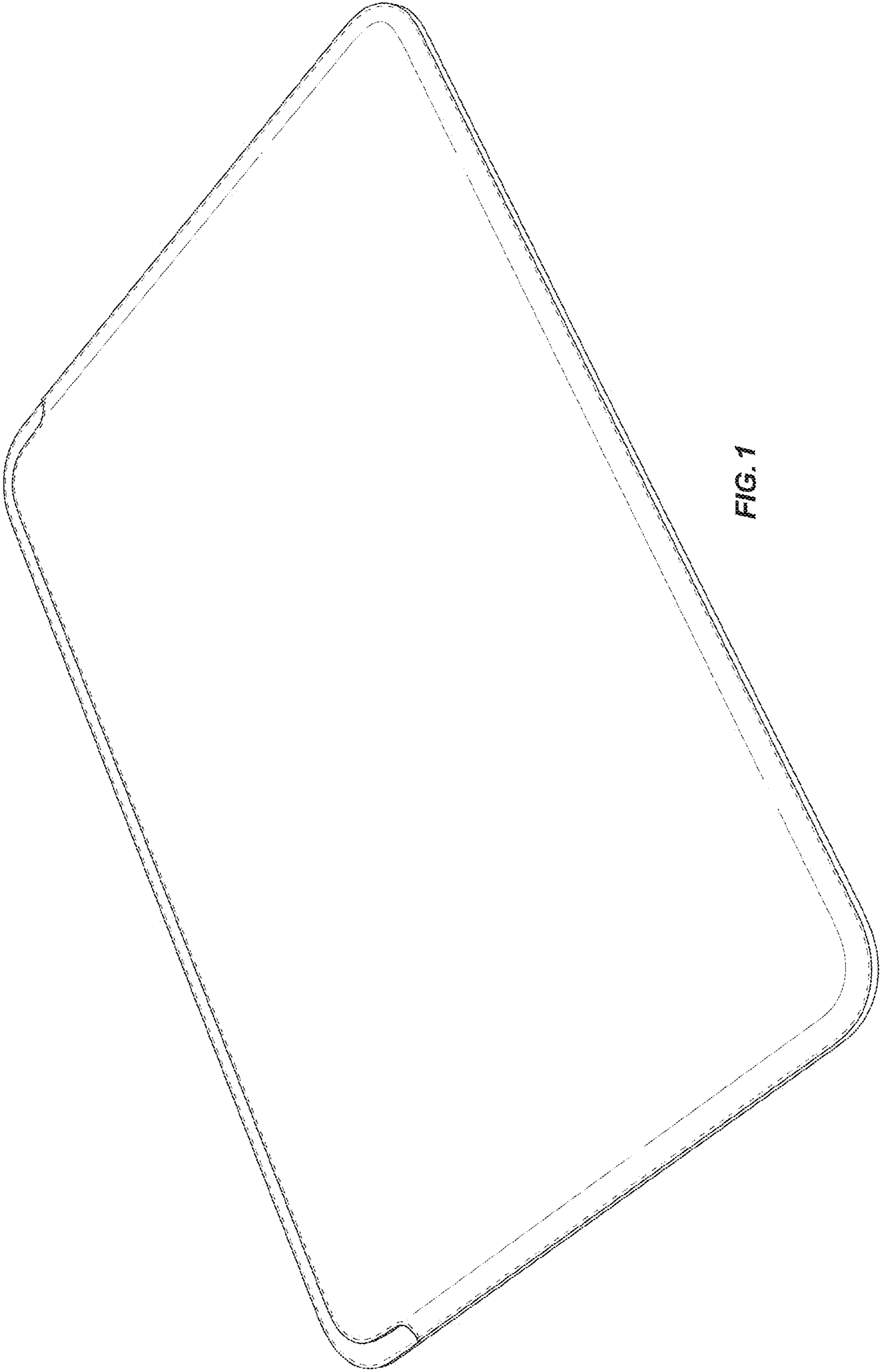


FIG. 1

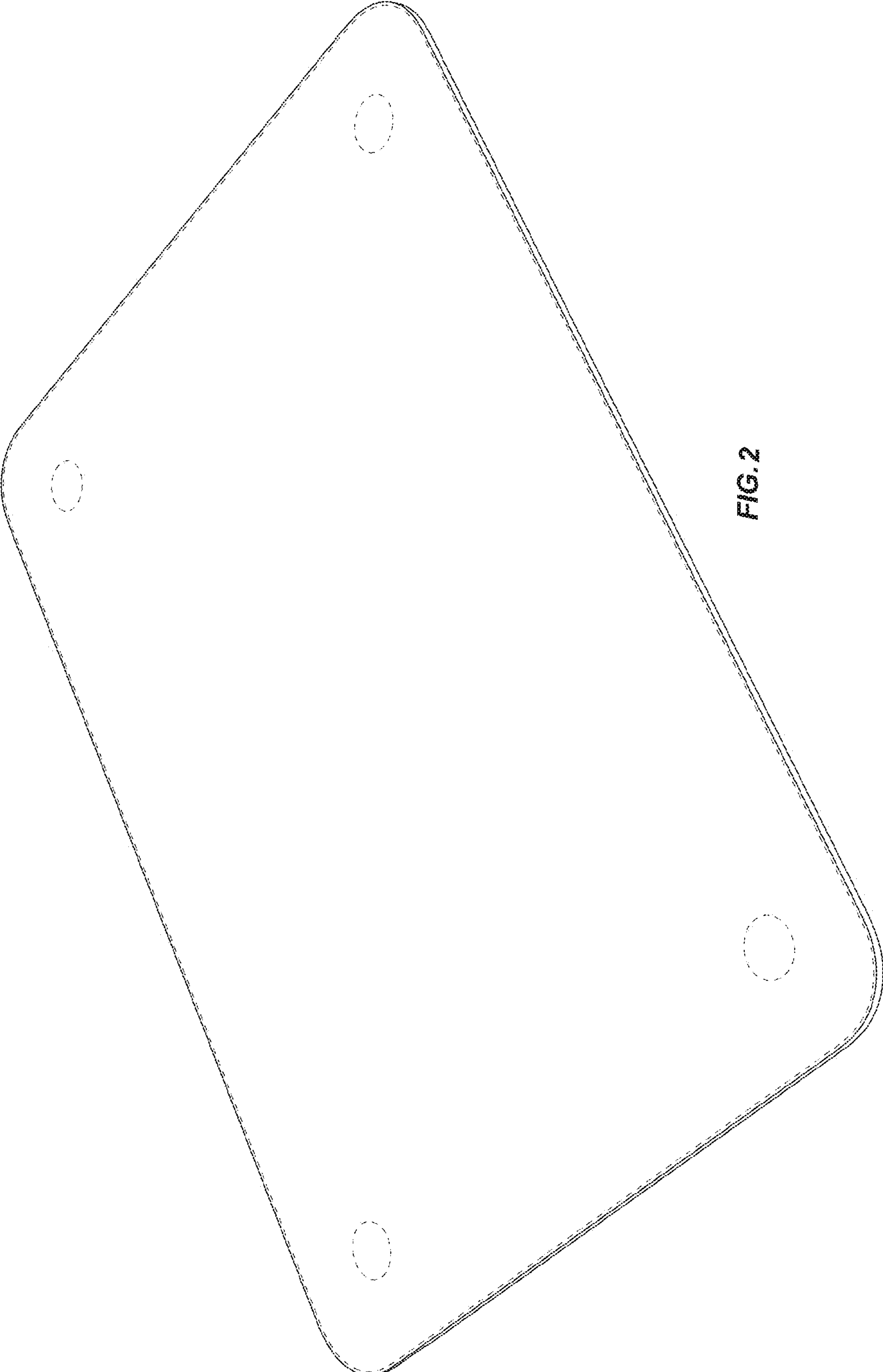


FIG. 2




FIG. 3




FIG. 4




FIG. 6




FIG. 5




FIG. 7

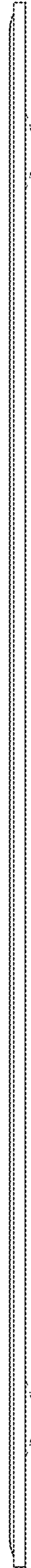


FIG. 8