



US00D922992S

(12) **United States Design Patent** (10) **Patent No.:** **US D922,992 S**  
**Seo** (45) **Date of Patent:** **\*\* Jun. 22, 2021**

(54) **ELECTRONIC DEVICE**

(71) Applicant: **Samsung Electronics Co., Ltd.**,  
Suwon-si (KR)

(72) Inventor: **Jaehun Seo**, Suwon-si (KR)

(73) Assignee: **SAMSUNG ELECTRONICS CO., LTD.**, Suwon-si (KR)

(\*\*) Term: **15 Years**

(21) Appl. No.: **29/701,572**

(22) Filed: **Aug. 13, 2019**

(30) **Foreign Application Priority Data**

Feb. 22, 2019 (KR) ..... 30-2019-0008067

(51) **LOC (13) Cl.** ..... **14-03**

(52) **U.S. Cl.**  
USPC ..... **D14/248**

(58) **Field of Classification Search**  
USPC ..... D14/138 G, 138 AD, 138 AB, 248, 341,  
D14/439, 432, 371, 374, 138 R, 138 AA,  
D14/138 AC, 138 C

(Continued)

(56) **References Cited**

U.S. PATENT DOCUMENTS

D746,247 S \* 12/2015 Cha ..... D14/138 G  
D756,951 S \* 5/2016 Kim ..... D14/138 G

(Continued)

FOREIGN PATENT DOCUMENTS

WO D203893-001 \* 11/2019

OTHER PUBLICATIONS

Lenovo Z5S hand on video shows its punch hole in action, Publication Date: Nov. 29, 2018, [online], [retrieved on Jan. 29, 2021]. Retrieved from Internet ,<URL: <https://www.youtube.com/watch?v=FzKF4VP7QB0>>.\*

(Continued)

*Primary Examiner* — Bridget L Eland

(74) *Attorney, Agent, or Firm* — McAndrews Held & Malloy, Ltd.

(57) **CLAIM**

The ornamental design for an electronic device, as shown and described.

**DESCRIPTION**

FIG. 1 is a front perspective view of a first embodiment of an electronic device showing my new design;

FIG. 2 is a front view thereof;

FIG. 3 is a rear view thereof;

FIG. 4 is a left-side view thereof;

FIG. 5 is a right-side view thereof;

FIG. 6 is a top view thereof;

FIG. 7 is a bottom view thereof;

FIG. 8 is a rear perspective view thereof;

FIG. 9 is a front perspective view of a second embodiment of an electronic device showing my new design;

FIG. 10 is a front view thereof;

FIG. 11 is a rear view thereof;

FIG. 12 is a left-side view thereof;

FIG. 13 is a right-side view thereof;

FIG. 14 is a top view thereof;

FIG. 15 is a bottom view thereof;

FIG. 16 is a rear perspective view thereof;

FIG. 17 is a front perspective view of a third embodiment of an electronic device showing my new design;

FIG. 18 is a front view thereof;

FIG. 19 is a rear view thereof;

FIG. 20 is a left-side view thereof;

FIG. 21 is a right-side view thereof;

FIG. 22 is a top view thereof;

FIG. 23 is a bottom view thereof;

FIG. 24 is a rear perspective view thereof;

FIG. 25 is a front perspective view of a fourth embodiment of an electronic device showing my new design;

FIG. 26 is a front view thereof;

FIG. 27 is a rear view thereof;

FIG. 28 is a left-side view thereof;

FIG. 29 is a right-side view thereof;

(Continued)




FIG. 30 is a top view thereof;  
 FIG. 31 is a bottom view thereof;  
 FIG. 32 is a rear perspective view thereof;  
 FIG. 33 is a front perspective view of a fifth embodiment of an electronic device showing my new design;  
 FIG. 34 is a front view thereof;  
 FIG. 35 is a rear view thereof;  
 FIG. 36 is a left-side view thereof;  
 FIG. 37 is a right-side view thereof;  
 FIG. 38 is a top view thereof;  
 FIG. 39 is a bottom view thereof;  
 FIG. 40 is a rear perspective view thereof;  
 FIG. 41 is a front perspective view of a sixth embodiment of an electronic device showing my new design;  
 FIG. 42 is a front view thereof;  
 FIG. 43 is a rear view thereof;  
 FIG. 44 is a left-side view thereof;  
 FIG. 45 is a right-side view thereof;  
 FIG. 46 is a top view thereof;  
 FIG. 47 is a bottom view thereof;  
 FIG. 48 is a rear perspective view thereof;  
 FIG. 49 is a front perspective view of a seventh embodiment of an electronic device showing my new design;  
 FIG. 50 is a front view thereof;  
 FIG. 51 is a rear view thereof;  
 FIG. 52 is a left-side view thereof;  
 FIG. 53 is a right-side view thereof;  
 FIG. 54 is a top view thereof;  
 FIG. 55 is a bottom view thereof;  
 FIG. 56 is a rear perspective view thereof;  
 FIG. 57 is a front perspective view of an eighth embodiment of an electronic device showing my new design;  
 FIG. 58 is a front view thereof;  
 FIG. 59 is a rear view thereof;  
 FIG. 60 is a left-side view thereof;  
 FIG. 61 is a right-side view thereof;  
 FIG. 62 is a top view thereof;  
 FIG. 63 is a bottom view thereof; and,  
 FIG. 64 is a rear perspective view thereof.  
 The evenly-dashed broken lines in the drawings illustrate portions of the electronic device that form no part of the claimed design. The dot-dash broken lines in the drawings define the boundaries of the claimed design and form no part thereof.

**1 Claim, 48 Drawing Sheets**

(58) **Field of Classification Search**  
 CPC ..... H04M 1/0202; H04M 1/0235; H04M

1/0237; H04M 1/0239; H04M 1/0266;  
 H04M 1/0268; H04M 1/027; H04M  
 1/0295; H04M 1/02; H04M 1/0279;  
 H04M 1/0283

See application file for complete search history.

(56)

**References Cited**

U.S. PATENT DOCUMENTS

D797,071	S	*	9/2017	Seo	.....	D14/138	G
D806,705	S	*	1/2018	Akana	.....	D14/341	
D820,831	S	*	6/2018	Kim	.....	D14/341	
D820,833	S	*	6/2018	Kim	.....	D14/341	
D827,637	S	*	9/2018	Kim	.....	D14/341	
D829,677	S	*	10/2018	Kim	.....	D14/138	G
D842,831	S	*	3/2019	Kim	.....	D14/138	G
D848,390	S	*	5/2019	Cha	.....	D14/138	G
D849,707	S	*	5/2019	Choi	.....	D14/138	G
D849,708	S	*	5/2019	Park	.....	D14/138	G
D849,709	S	*	5/2019	Choi	.....	D14/138	G
D853,370	S	*	7/2019	Matsuoka	.....	D14/248	
D856,293	S	*	8/2019	Seo	.....	D14/138	G
D856,955	S	*	8/2019	Seo	.....	D14/138	G
D861,675	S	*	10/2019	Kim	.....	D14/341	
D863,293	S	*	10/2019	Kim	.....	D14/341	
D872,076	S	*	1/2020	Kim	.....	D14/341	
D880,463	S	*	4/2020	Kim	.....	D14/248	
D886,757	S	*	6/2020	Cho	.....	D14/138	G
D888,701	S	*	6/2020	Nam	.....	D14/248	
D890,712	S	*	7/2020	Liu	.....	D14/138	G
D891,386	S	*	7/2020	Liu	.....	D14/138	G
D894,858	S	*	9/2020	Park	.....	D14/138	G
D894,859	S	*	9/2020	Park	.....	D14/138	G

OTHER PUBLICATIONS

Lenovo Z5S may beat the Galaxy S10 to the market with a ‘punch hole’ in-screen camera, Publication Date: Nov. 30, 2018, [online], [retrieved on Jan. 27, 2021]. Retrieved from Internet ,<URL: [https://www.phonearena.com/news/lenovo-z5s-under-display-camera-punch-hole\\_id111529](https://www.phonearena.com/news/lenovo-z5s-under-display-camera-punch-hole_id111529)>.\*  
 Samsung Galaxy A51, announced Dec. 12, 2019, [online], [retrieved on Jan. 27, 2021]. Retrieved from Internet ,<URL: <http://www.gsmarena.com>>.\*  
 Huawei Enjoy 20 SE, announced Dec. 23, 2020, [online], [retrieved on Jan. 27, 2021]. Retrieved from Internet ,<URL: <http://www.gsmarena.com>>.\*  
 LG Q92 5G, announced Aug. 24, 2020, [online], [retrieved on Jan. 27, 2021]. Retrieved from Internet ,<URL: <http://www.gsmarena.com>>.\*  
 Motorola Moto G 5G, announced Nov. 5, 2020, [online], [retrieved on Jan. 27, 2021]. Retrieved from Internet ,<URL: <http://www.gsmarena.com>>.\*

\* cited by examiner

FIG. 1




FIG.2





FIG.3



FIG.4

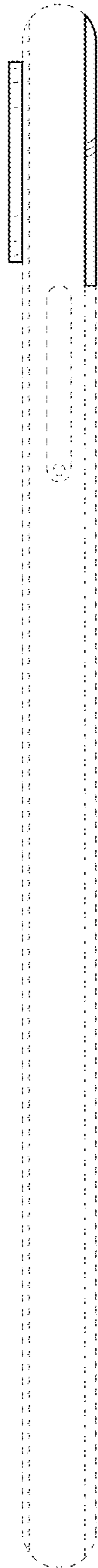


FIG.5




FIG.6

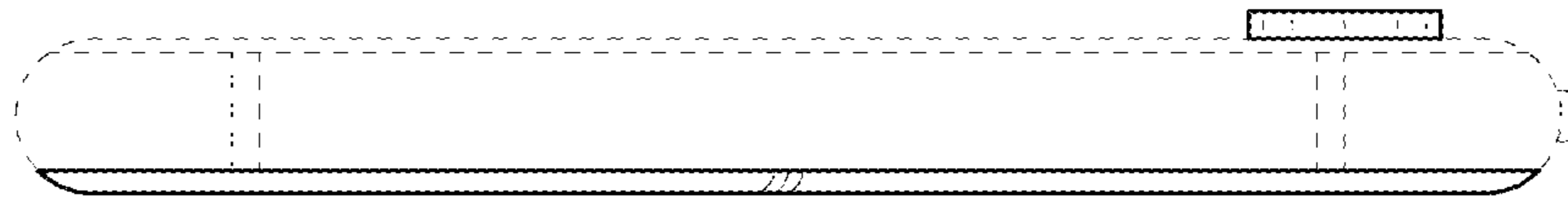


FIG.7




FIG.8





FIG.9




FIG.10



FIG.11




FIG.12




FIG.13

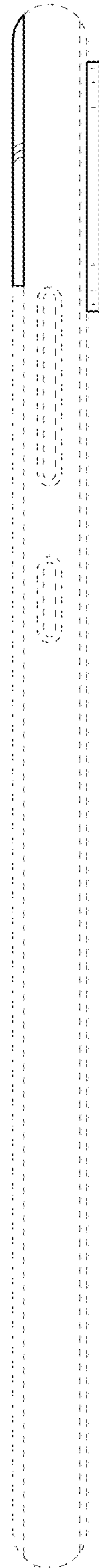


FIG.14

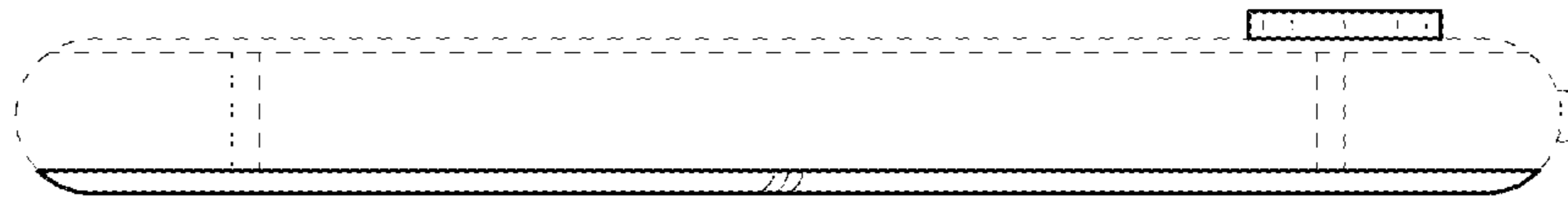


FIG.15




FIG.16





FIG.17




FIG.18



FIG.19



FIG.20

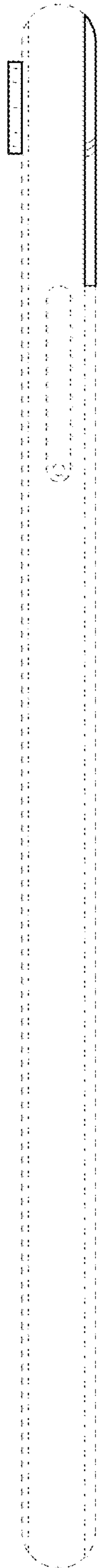


FIG.21

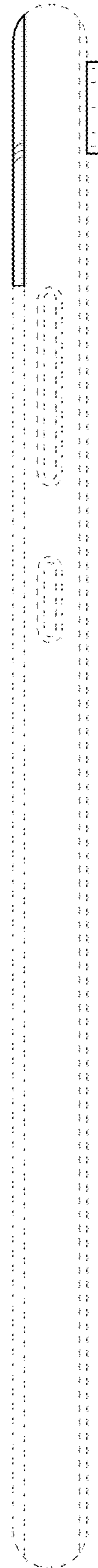


FIG.22

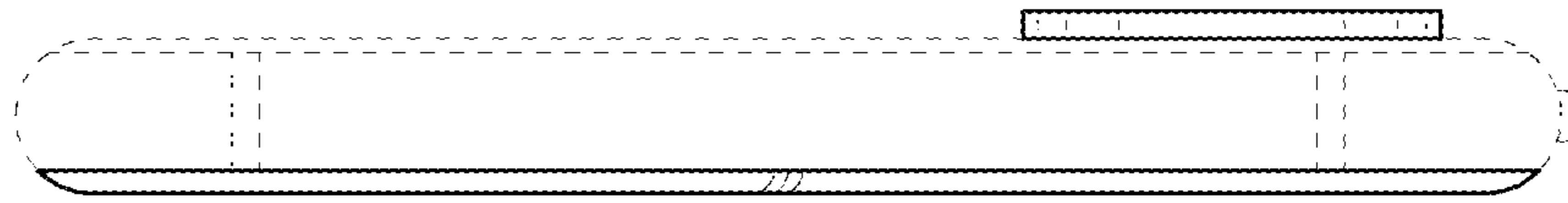


FIG.23




FIG.24





FIG.25




FIG.26



FIG.27




FIG.28




FIG.29

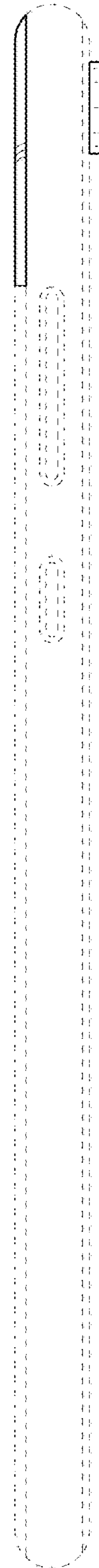


FIG.30

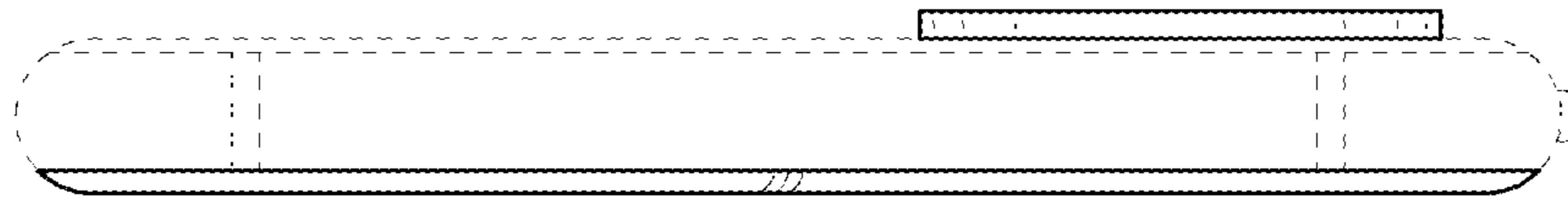


FIG.31




FIG.32





FIG.33




FIG. 34



FIG.35



FIG. 36




FIG. 37

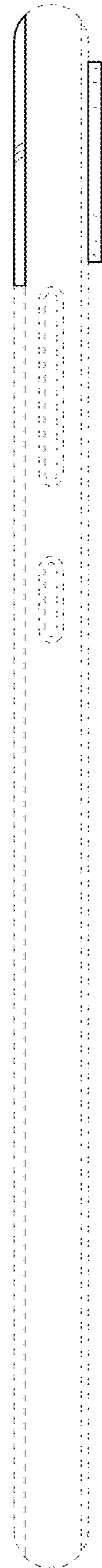


FIG. 38

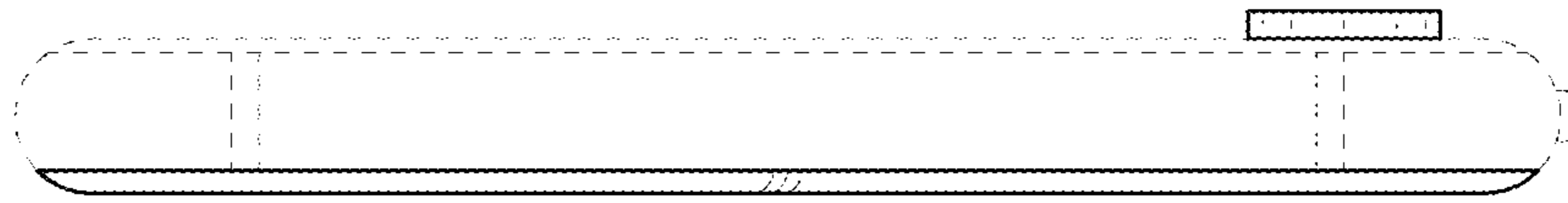


FIG. 39




FIG.40





FIG.41




FIG.42



FIG.43



FIG.44




FIG.45




FIG.46

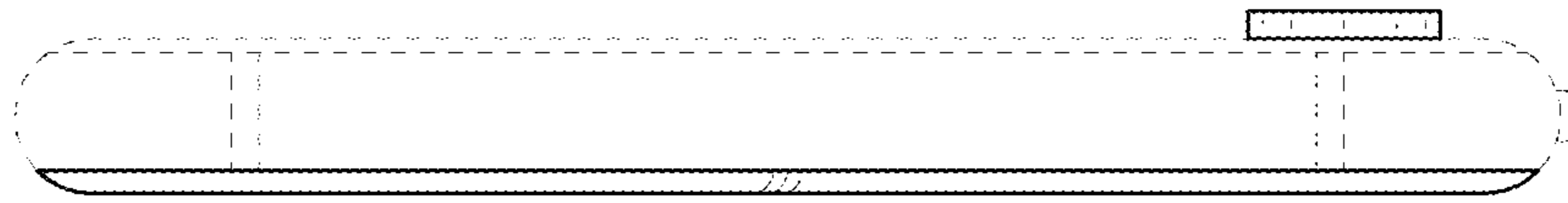


FIG.47

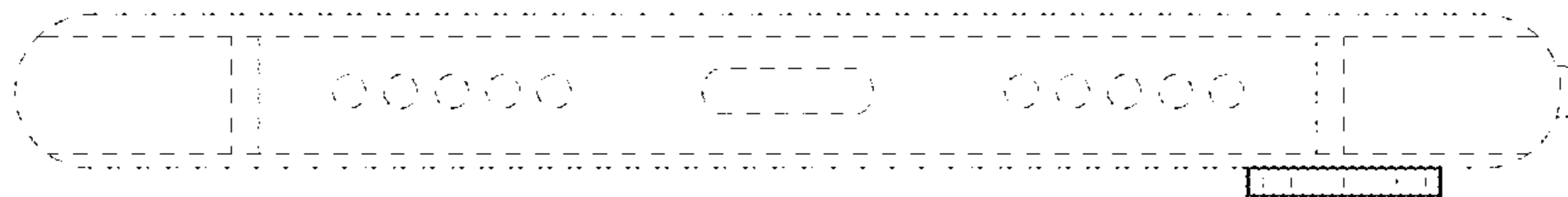


FIG.48




FIG.49




FIG.50





FIG.51



FIG.52




FIG.53



FIG.54

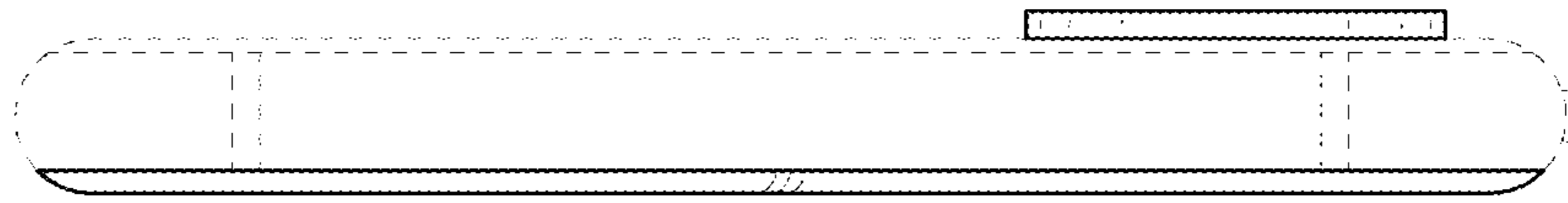


FIG.55

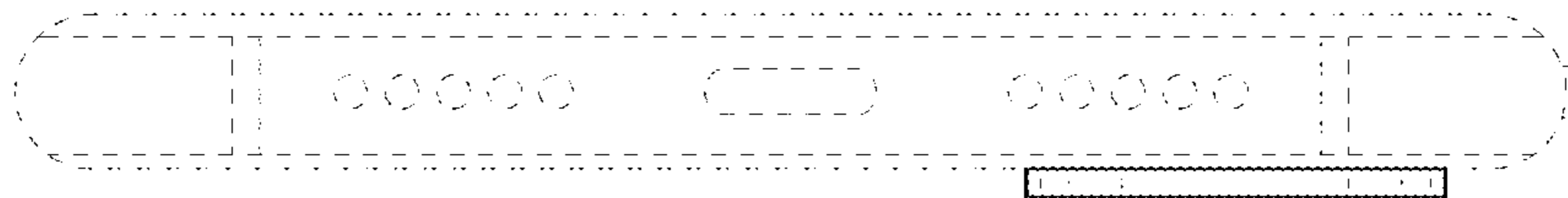


FIG.56



FIG.57




FIG.58



FIG.59



FIG.60



FIG.61

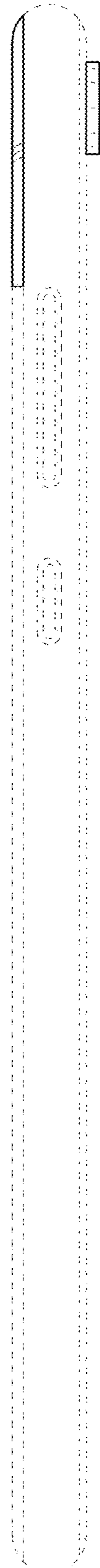




FIG.62

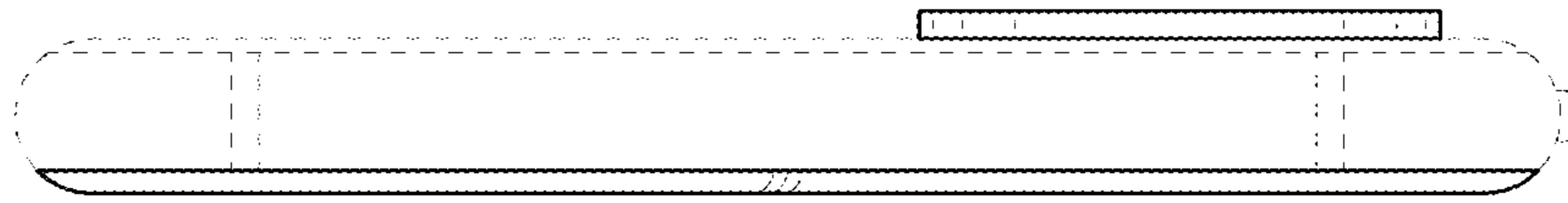


FIG.63

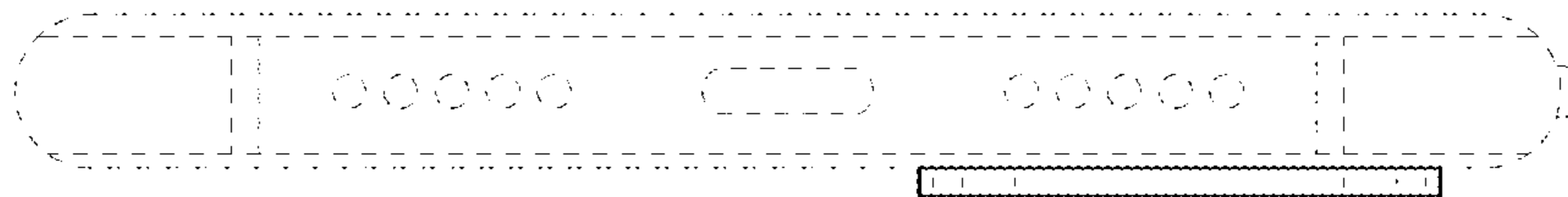


FIG.64

