



US00D922963S

(12) **United States Design Patent** (10) **Patent No.:** **US D922,963 S**
Wu (45) **Date of Patent:** **** Jun. 22, 2021**

(54) **RELAY**
(71) Applicant: **SONG CHUAN PRECISION CO., LTD.**, New Taipei (TW)
(72) Inventor: **Sung-Jen Wu**, New Taipei (TW)
(73) Assignee: **Song Chuan Precision Co., Ltd.**, New Taipei (TW)
(**) Term: **15 Years**

2004/0130418 A1* 7/2004 Tsutsui H01H 50/12
335/128
2014/0062626 A1* 3/2014 Saito H01H 51/04
335/185
2017/0032917 A1* 2/2017 Wu H01H 50/443
2017/0301495 A1* 10/2017 Hayashida H01H 50/38
2017/0309429 A1* 10/2017 Hayashida H01H 50/02
2019/0157030 A1* 5/2019 Sunohara H01H 50/54
2019/0362923 A1* 11/2019 Fu H01H 71/24
2020/0126745 A1* 4/2020 Wu H01H 50/641
2020/0161067 A1* 5/2020 Harano H01H 50/546
2020/0312597 A1* 10/2020 Ito H01H 50/546
2020/0395181 A1* 12/2020 Kim H01H 50/14

(Continued)

(21) Appl. No.: **29/705,322**

(22) Filed: **Sep. 11, 2019**

(51) **LOC (13) Cl.** **13-03**

(52) **U.S. Cl.**
USPC **D13/159**

(58) **Field of Classification Search**
USPC D13/158, 159, 162, 164, 165, 169, 170,
D13/171, 173, 174, 177, 184, 199, 125,
D13/160, 123, 176, 124, 137.2, 137.1,
D13/133, 134, 139.1, 139.3, 139.4, 139.6,
D13/152, 154, 137.3
CPC .. H01H 1/00; H01H 1/32; H01H 1/28; H01H
2001/0005; H01H 85/0456; H01H
85/153; H01H 50/54

See application file for complete search history.

(56) **References Cited**

U.S. PATENT DOCUMENTS

D316,075 S * 4/1991 Tsubokura D13/123
5,982,257 A * 11/1999 Vernier H01H 50/28
335/274
D453,739 S * 2/2002 Lin D13/148
D492,255 S * 6/2004 Kondas D13/133
D584,239 S * 1/2009 Bold D13/161
D670,254 S * 11/2012 Wu D13/159
D791,716 S * 7/2017 Harimochi D13/159
2002/0036557 A1* 3/2002 Nakamura H01H 9/40
335/128

OTHER PUBLICATIONS

Automotive Purpose Relays. Date: Oct. 14, 2019 [online], [Site visited Feb. 2, 2021]. Available from Internet URL: <https://www.amazon.com/dp/B07Z4LH9QV/> (Year: 2019).*

(Continued)

Primary Examiner — Susan Bennett Hattan
Assistant Examiner — Landon Thomas Cassell
(74) *Attorney, Agent, or Firm* — Rosenberg, Klein & Lee

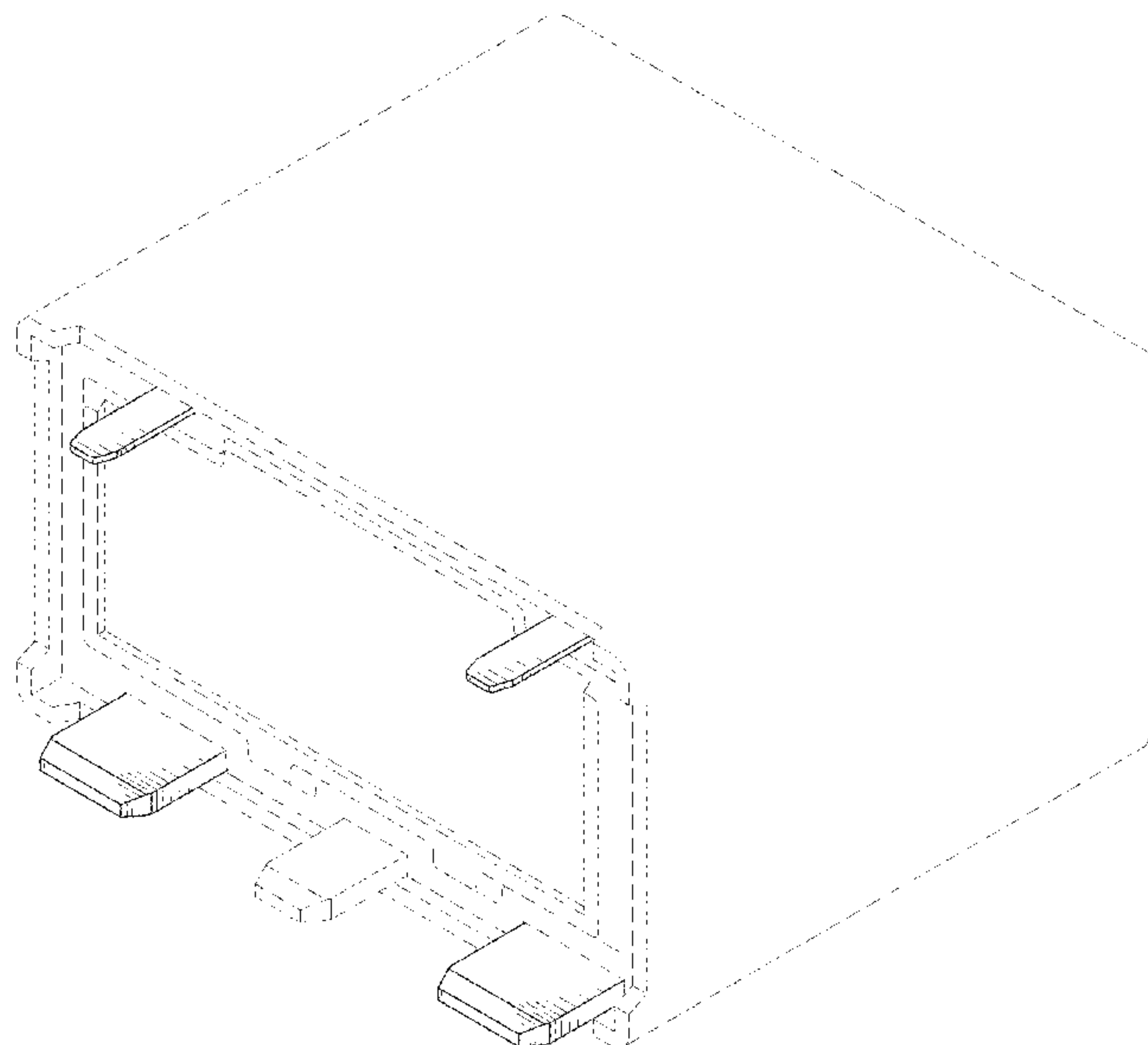
(57) **CLAIM**

The ornamental design for a relay, as shown and described.

DESCRIPTION

FIG. 1 is a front perspective view of a relay according to the present disclosure;
FIG. 2 is a front view thereof;
FIG. 3 is a rear view thereof;
FIG. 4 is a left side view thereof;
FIG. 5 is a right side view thereof;
FIG. 6 is a top plan view thereof; and,
FIG. 7 is a bottom view thereof.
The broken lines illustrate portions of the relay to show features that form no part of the claimed design.

1 Claim, 7 Drawing Sheets



(56)

References Cited

U.S. PATENT DOCUMENTS

2021/0012990 A1* 1/2021 Wu H01H 50/02
2021/0012991 A1* 1/2021 Wu H01H 50/18

OTHER PUBLICATIONS

HOPUT Multi-Purpose Relay. Date: Jan. 13, 2020 [online], [Site visited Feb. 2, 2021]. Available from Internet URL: <https://www.amazon.com/dp/B083SMHYX2/> (Year: 2020).*

Relays. (Design—© Questel) orbit.com. [Online PDF compilation of references] 16 pgs. Print Dates Range May 4, 2016-May 16, 2016 [Retrieved Feb. 5, 2021] <https://www.orbit.com/export/UCZAH96B/pdf4/abae34cd-f12f-4203-88af-a6f05f43c9d4-182639.pdf> (Year: 2021).*

* cited by examiner

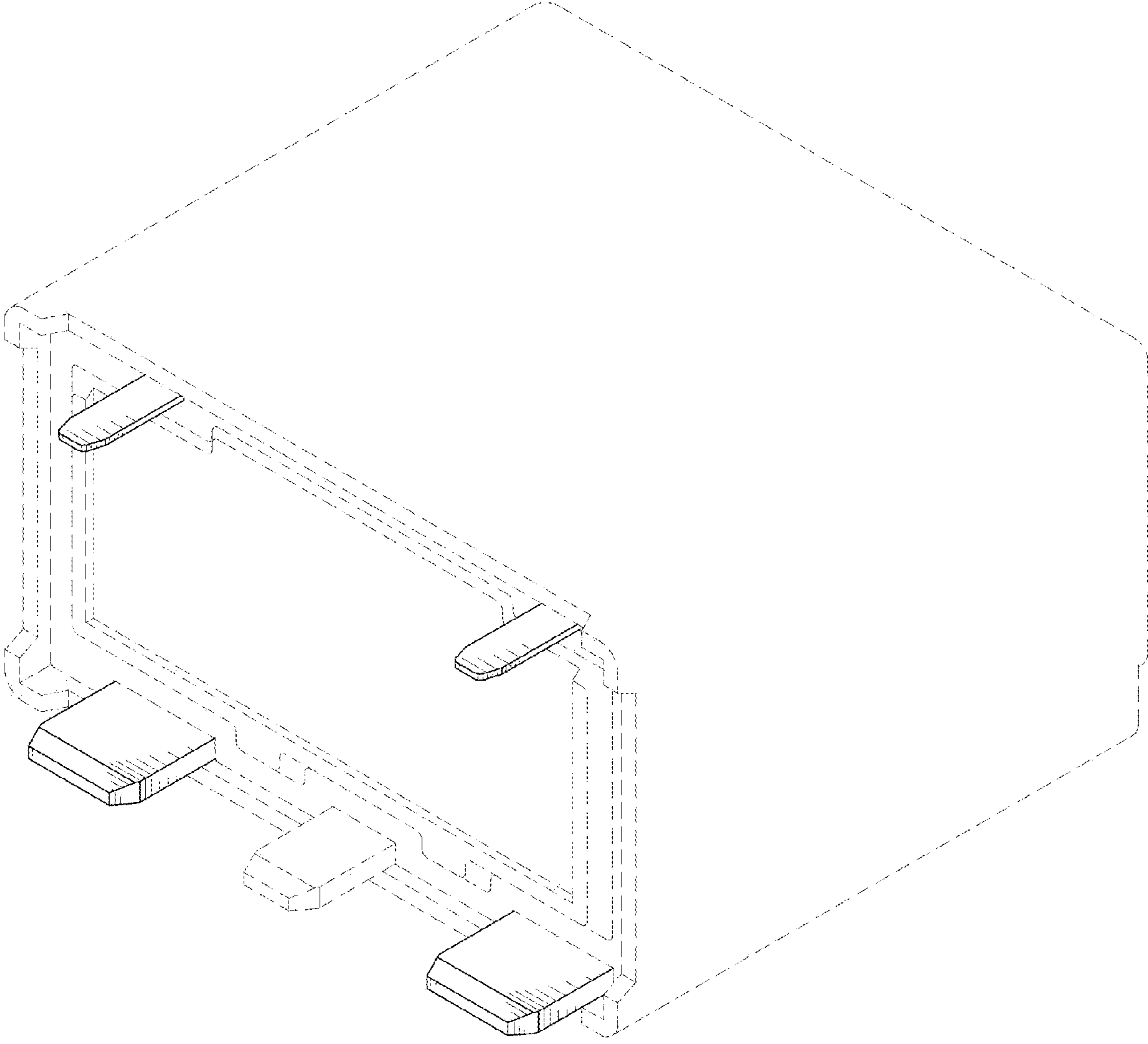


Fig. 1

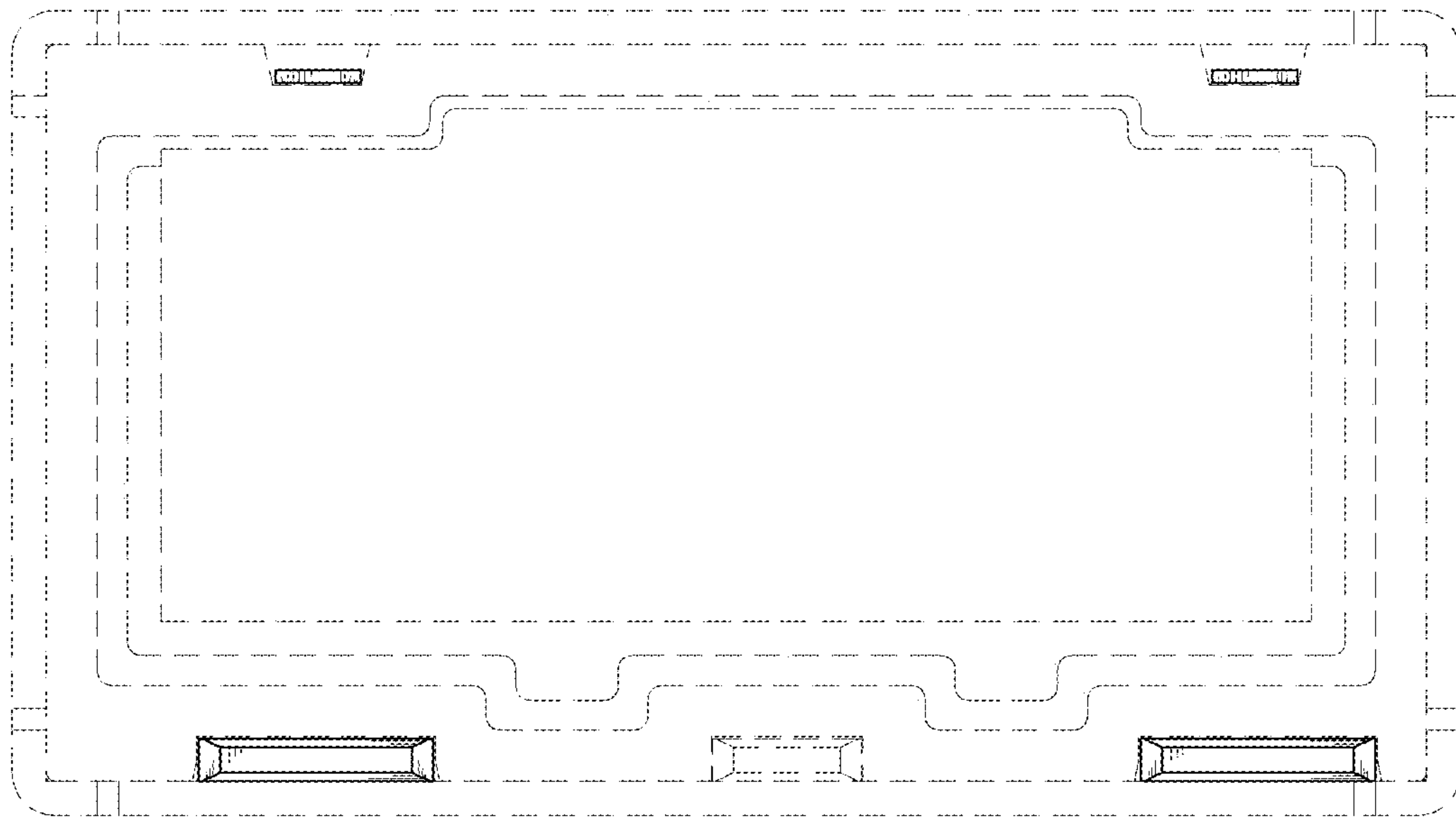


Fig.2



Fig.3



Fig.4



Fig.5




Fig.6




Fig.7