



US00D922900S

(12) **United States Design Patent**
Bruni Bossio

(10) **Patent No.:** **US D922,900 S**
(45) **Date of Patent:** **** Jun. 22, 2021**

- (54) **RING**
- (71) Applicant: **Pasquale Bruni S.p.A.**, Milan (IT)
- (72) Inventor: **Pasquale Bruni Bossio**, Valenza (IT)
- (**) Term: **15 Years**
- (21) Appl. No.: **29/657,915**
- (22) Filed: **Jul. 26, 2018**

Related U.S. Application Data

- (63) Continuation-in-part of application No. 35/502,208, filed on Oct. 19, 2016 (U.S. filing date under 35 U.S.C. 384), and having an international filing date of Oct. 19, 2016, now abandoned.

(30) **Foreign Application Priority Data**

Apr. 26, 2016 (IT) 402016000042308

- (51) **LOC (13) Cl.** **11-01**
- (52) **U.S. Cl.**
USPC **D11/35**
- (58) **Field of Classification Search**
USPC D11/1-3, 7, 9, 10, 14, 16, 26-30, 33, 35,
D11/36, 63, 67-69, 84, 89-92, 4
CPC A44C 5/00; A44C 5/0007; A44C 5/0061;
A44C 5/0084; A44C 5/0092; A44C 9/00;
A44C 9/0084; A44C 17/02; A44C 17/04
See application file for complete search history.

(56) **References Cited**

U.S. PATENT DOCUMENTS

- 832,887 A * 10/1906 Wittstein A44C 17/02
63/27
- 2,747,259 A * 5/1956 Brioux A44C 9/00
29/896.412
- D384,592 S * 10/1997 Siman-Tov D11/90

- D427,539 S * 7/2000 Bulgari D11/35
- D442,880 S * 5/2001 Zimet A44C 17/001
D11/90
- D463,753 S * 10/2002 Cheng D11/90
- D470,194 S * 2/2003 Manville D21/496
- D478,837 S * 8/2003 Namdar D11/90
- D485,205 S * 1/2004 Yuan D11/90
- D493,381 S * 7/2004 Yuan D11/90
- D495,269 S * 8/2004 Weinstein D11/90
- D516,457 S * 3/2006 Fuchs D11/90
- D522,908 S * 6/2006 Horowitz A44C 17/001
D11/90
- D530,643 S * 10/2006 Yuan D11/90
- D542,172 S * 5/2007 Atlass D11/90
- D543,890 S * 6/2007 Shah D11/90
- D553,540 S * 10/2007 Siman-Tov D11/90
- D565,993 S * 4/2008 Voorn D11/90
- D569,757 S * 5/2008 Abel D11/90
- D607,367 S * 1/2010 Schweiger D11/89
- D608,240 S * 1/2010 Swarovski D11/89
- D644,552 S * 9/2011 Swarovski D11/89

(Continued)

Primary Examiner — Elizabeth A. Albert
(74) *Attorney, Agent, or Firm* — Themis Law

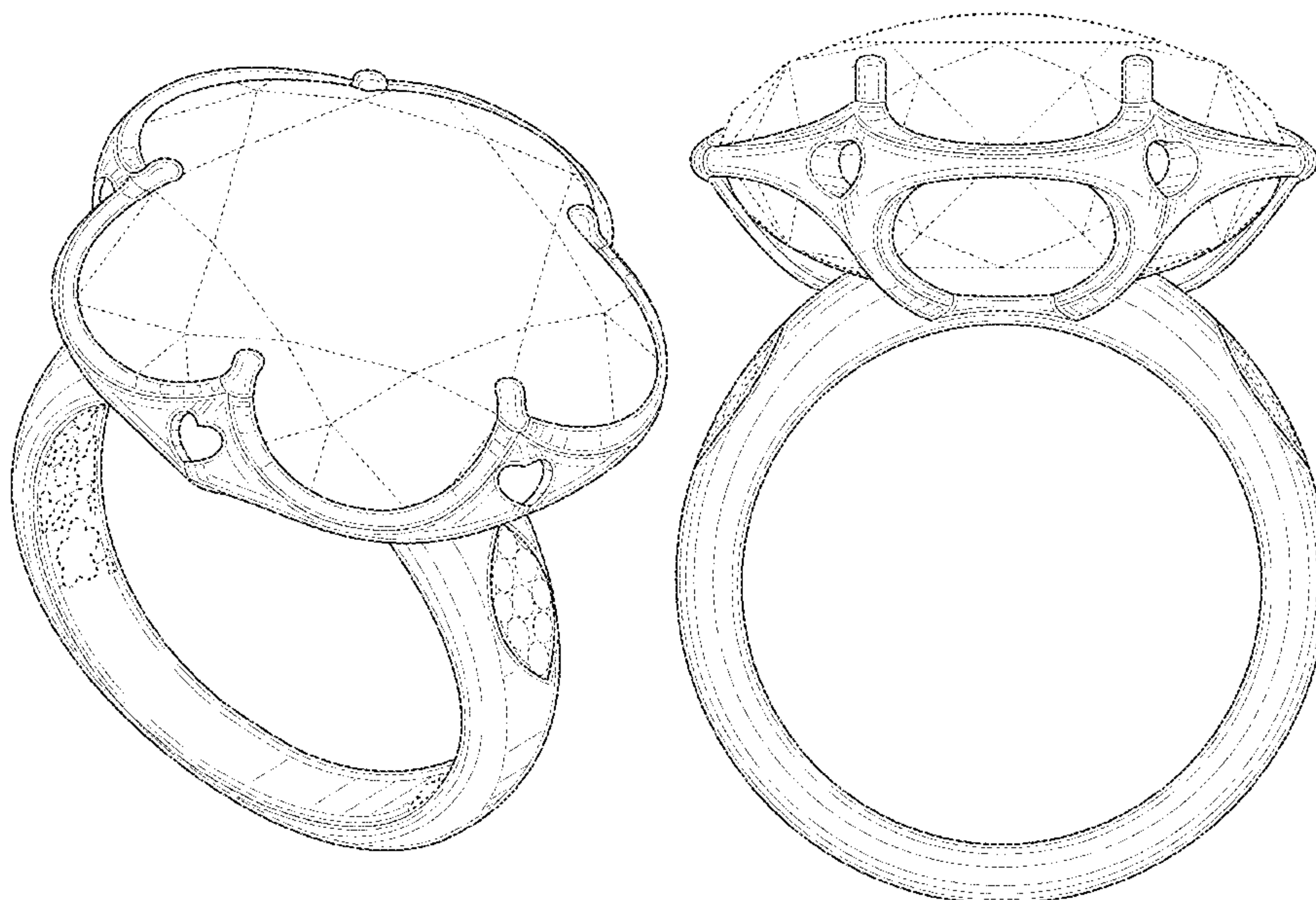
(57) **CLAIM**

The ornamental design for a ring, as shown and described.

DESCRIPTION

FIG. 1 is a perspective view of a ring showing my new design;
 FIG. 2 is a front view thereof;
 FIG. 3 is a rear view thereof;
 FIG. 4 is a top view thereof;
 FIG. 5 is a bottom view thereof;
 FIG. 6 is a right side view thereof; and,
 FIG. 7 is a left side view thereof.
 The portions of the design in dashed lines are for illustrative purposes only and form no part of the claimed design.

1 Claim, 5 Drawing Sheets



(56)

References Cited

U.S. PATENT DOCUMENTS

D681,308 S * 5/2013 Firsing-Paris D1/105
D693,888 S * 11/2013 Webster D21/490
D699,618 S * 2/2014 Gudlewski D11/90
D724,471 S * 3/2015 Blondet D11/5
9,380,843 B2 * 7/2016 Logian A44C 13/00
D788,633 S * 6/2017 Rosenberg-Pineau D11/91
D789,231 S * 6/2017 Baker D11/26
D831,525 S * 10/2018 Douglas D11/90
D839,763 S * 2/2019 Buccellati D11/26
D848,060 S * 5/2019 Ludert D28/7
2005/0011224 A1 * 1/2005 Rossini A44C 17/02
63/26
2007/0006615 A1 * 1/2007 Noda A44C 17/02
63/26

* cited by examiner

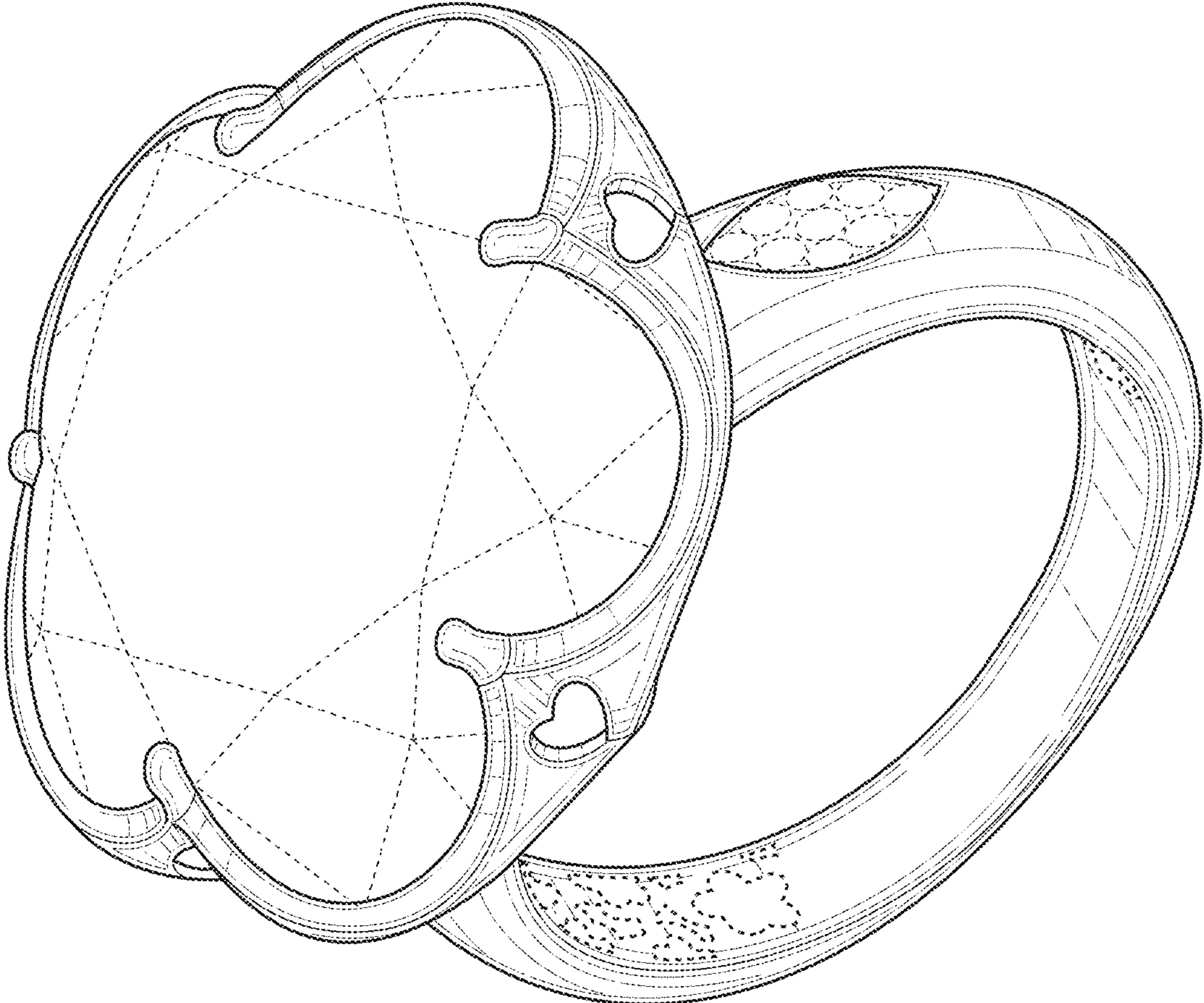


FIG. 1

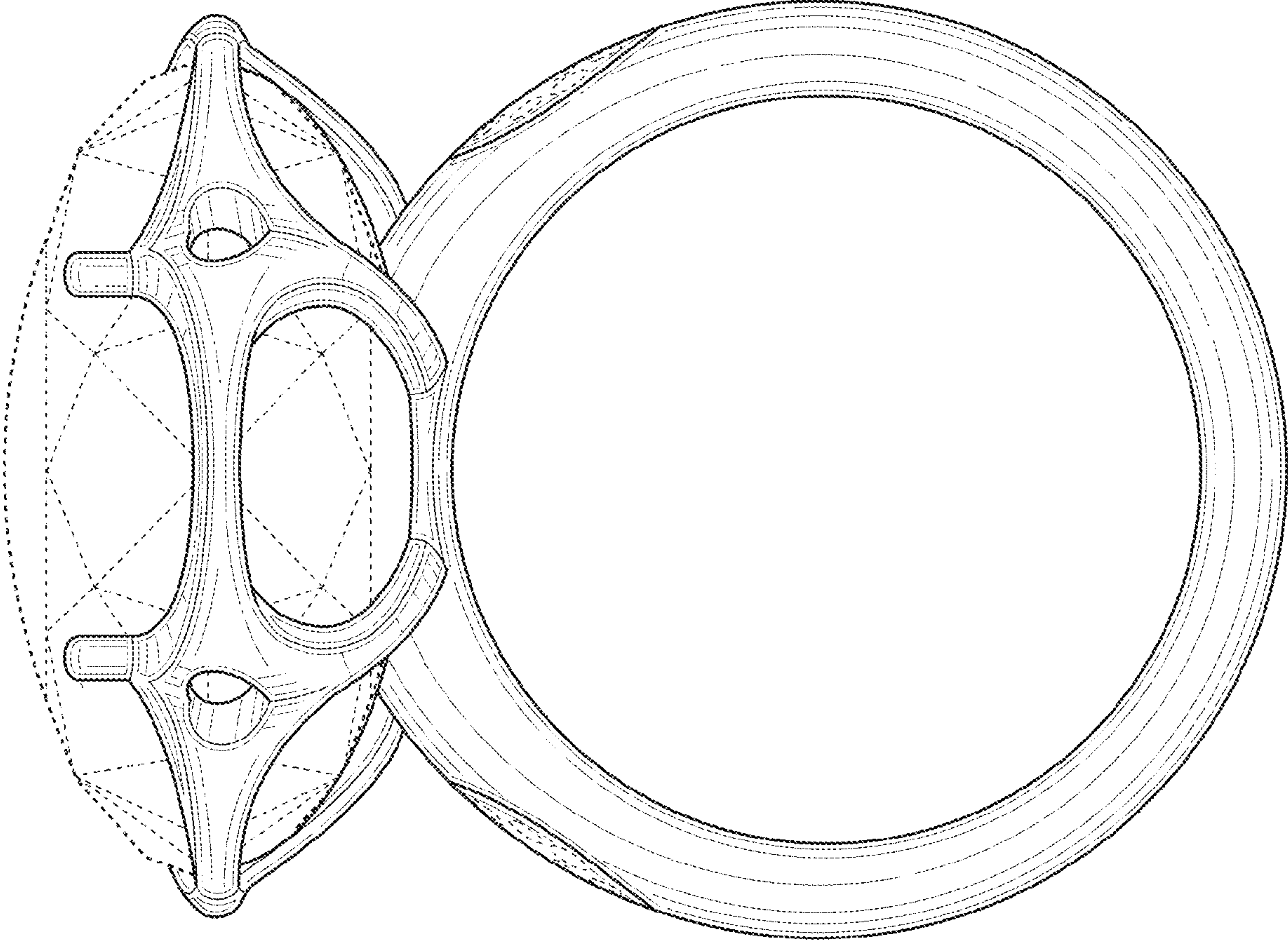


FIG. 2

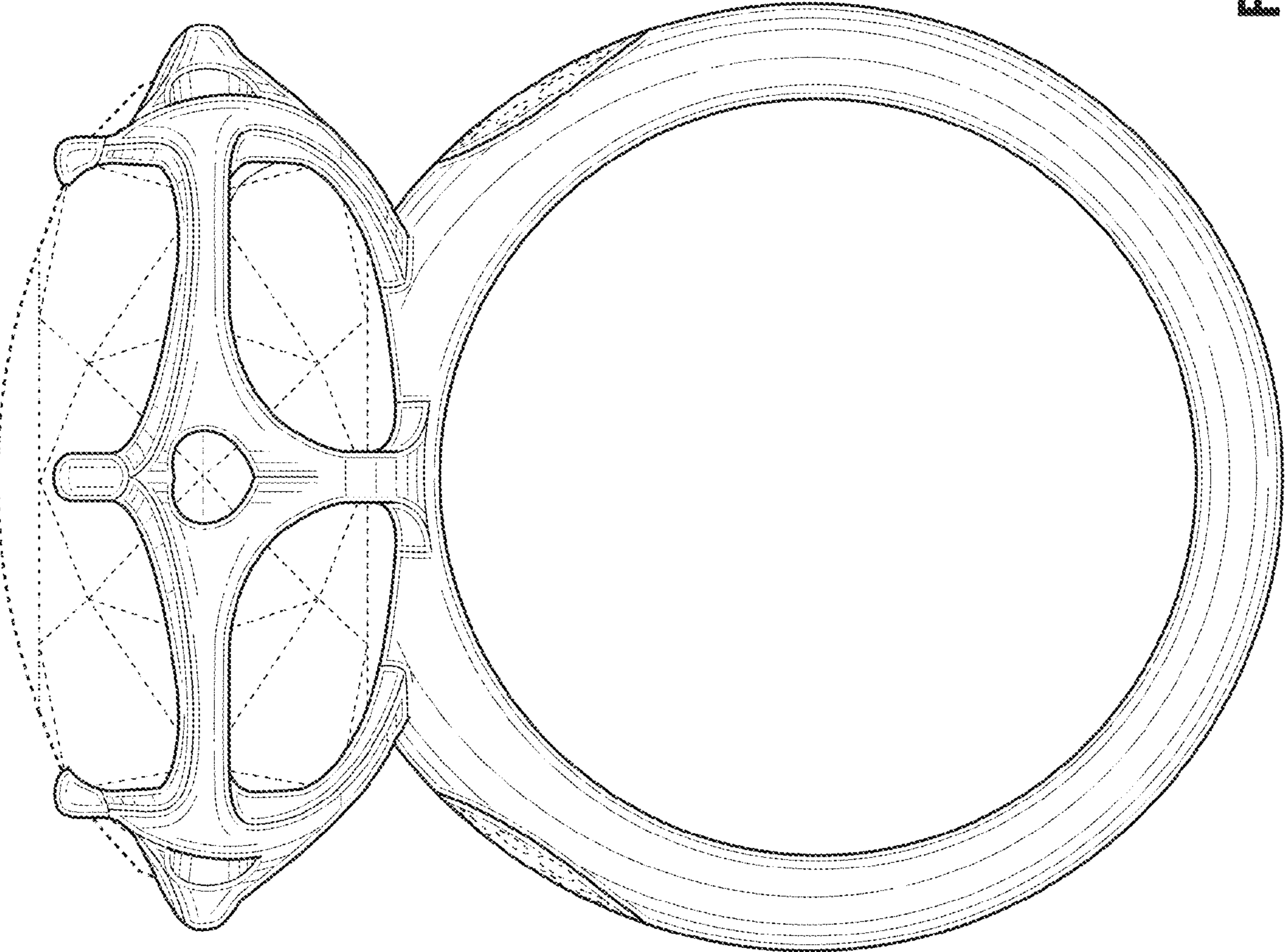


FIG. 3

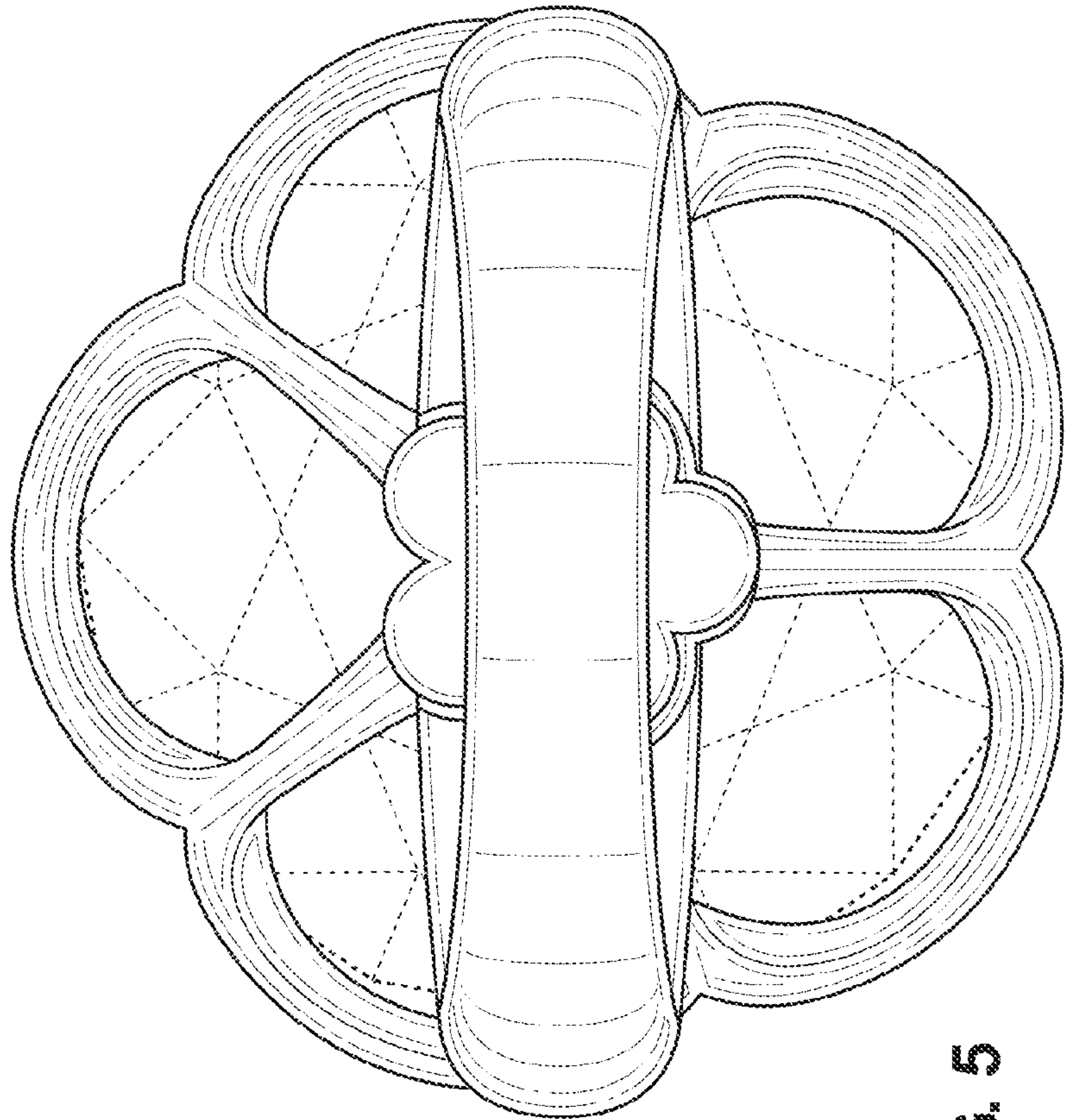
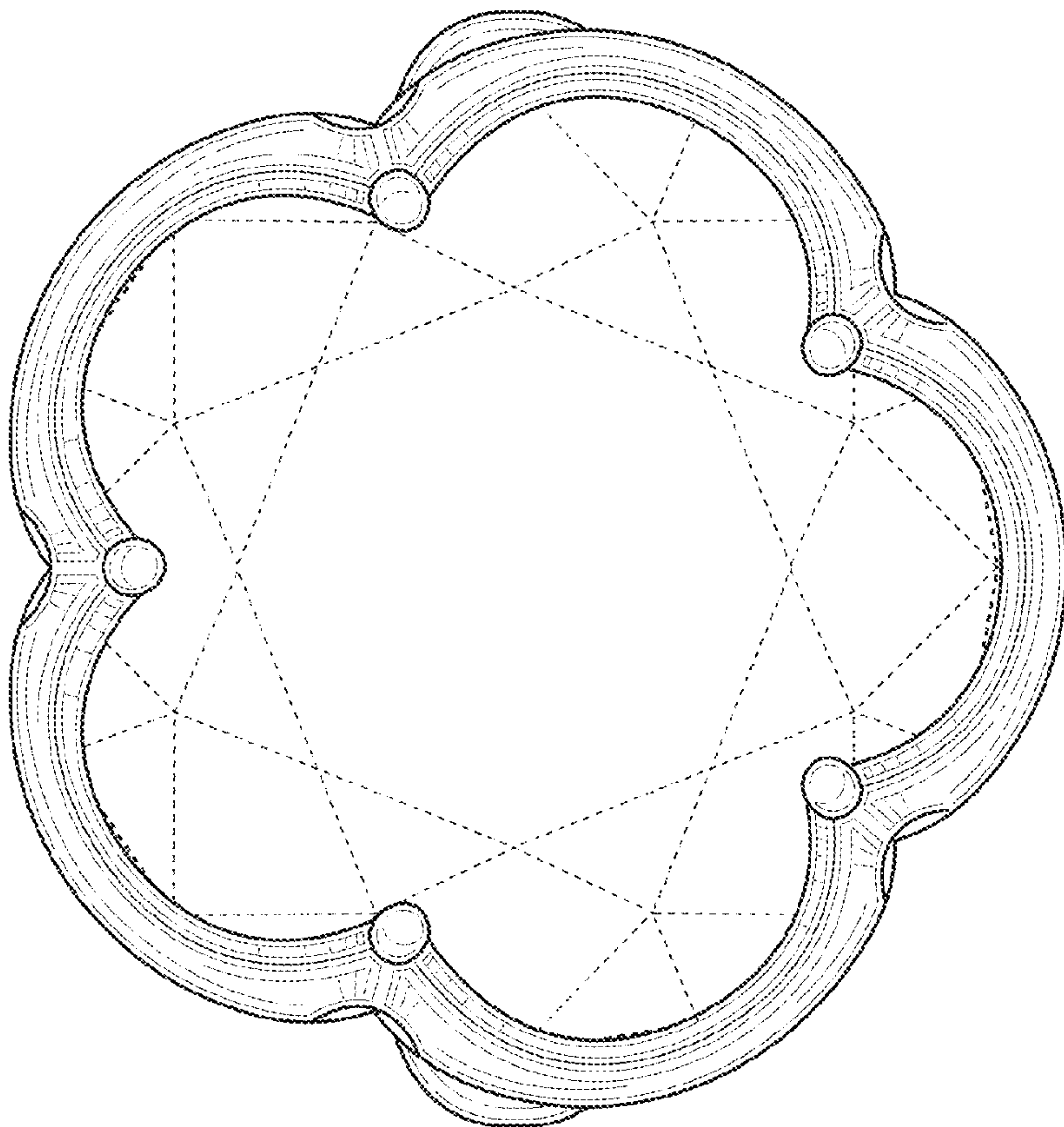


FIG. 4

FIG. 5



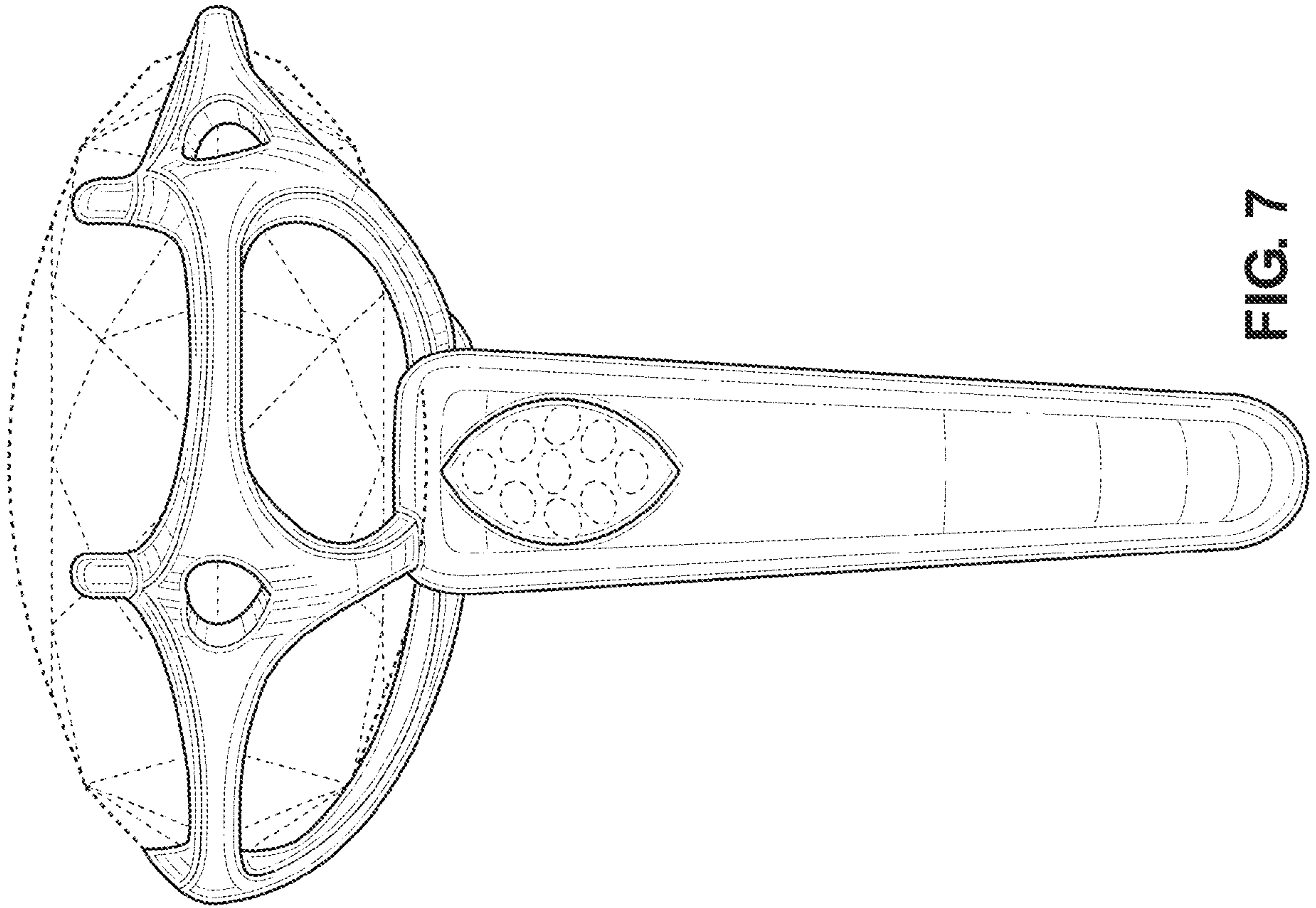


FIG. 7

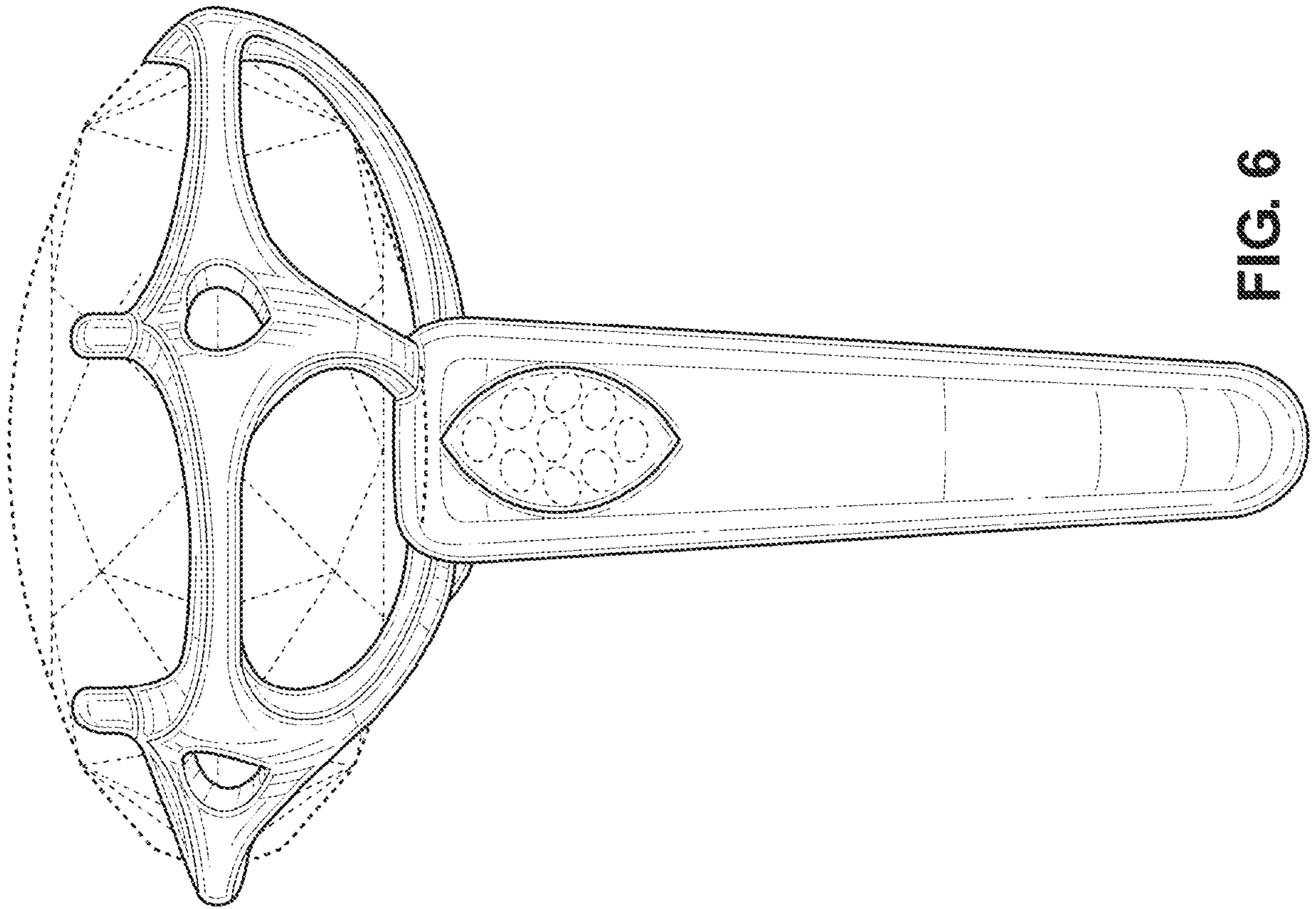


FIG. 6