



US00D922892S

(12) **United States Design Patent**  
**Garsaud**

(10) **Patent No.:** **US D922,892 S**

(45) **Date of Patent:** **\*\* Jun. 22, 2021**

(54) **DIAL**

(71) Applicant: **Harry Winston SA**, Plan-les-Ouates (CH)

(72) Inventor: **Sandra Garsaud**, Plan-les-Ouates (CH)

(73) Assignee: **Harry Winston SA**, Plan-les-Ouates (CH)

(\*\*) Term: **15 Years**

(21) Appl. No.: **29/699,233**

(22) Filed: **Jul. 24, 2019**

(30) **Foreign Application Priority Data**

Jan. 30, 2019 (WO) ..... DM/200690

(51) **LOC (13) Cl.** ..... **10-07**

(52) **U.S. Cl.**  
USPC ..... **D10/126**

(58) **Field of Classification Search**  
USPC ..... D10/30, 31, 32, 33, 34, 35, 36, 37, 38,  
D10/39, 122, 123, 124, 125, 126, 128  
CPC ..... G04B 19/00; G04B 19/06; G04B 19/065;  
G04B 19/08; G04B 19/106; G04B 19/16;  
G04B 19/12; G04B 19/18; G04B 19/025;  
G04B 19/103; G04B 19/166; G04B  
19/20; G04B 19/223

See application file for complete search history.

(56) **References Cited**

**U.S. PATENT DOCUMENTS**

D150,628 S \* 8/1948 Goodkind ..... D10/125  
D323,784 S \* 2/1992 Gueit ..... D10/32  
D508,860 S \* 8/2005 Plan ..... D10/39

D606,890 S \* 12/2009 Bulgari ..... D10/39  
D682,137 S \* 5/2013 Schellenberg ..... D10/126  
D768,523 S \* 10/2016 Galvani ..... D10/126  
D781,737 S \* 3/2017 Blootacker ..... D10/126  
D794,489 S \* 8/2017 Lasserre ..... D10/123  
D801,206 S \* 10/2017 Lasserre ..... D10/126

**FOREIGN PATENT DOCUMENTS**

CN 200530125246 \* 10/2005

**OTHER PUBLICATIONS**

Amazon, Dreaming Q & P Romantic Pair Watch, posted Dec. 17, 2014, [online], [visited Nov. 25, 2020]. Internet, <URL: https://www.amazon.co.uk/Fq-102-Ultrathin-Leather-Romantic-Watches/dp/B00R4PMFP2/ref> (Year: 2014).\*

\* cited by examiner

*Primary Examiner* — Sheryl Lane

*Assistant Examiner* — Samantha N Wood

(74) *Attorney, Agent, or Firm* — Blank Rome LLP

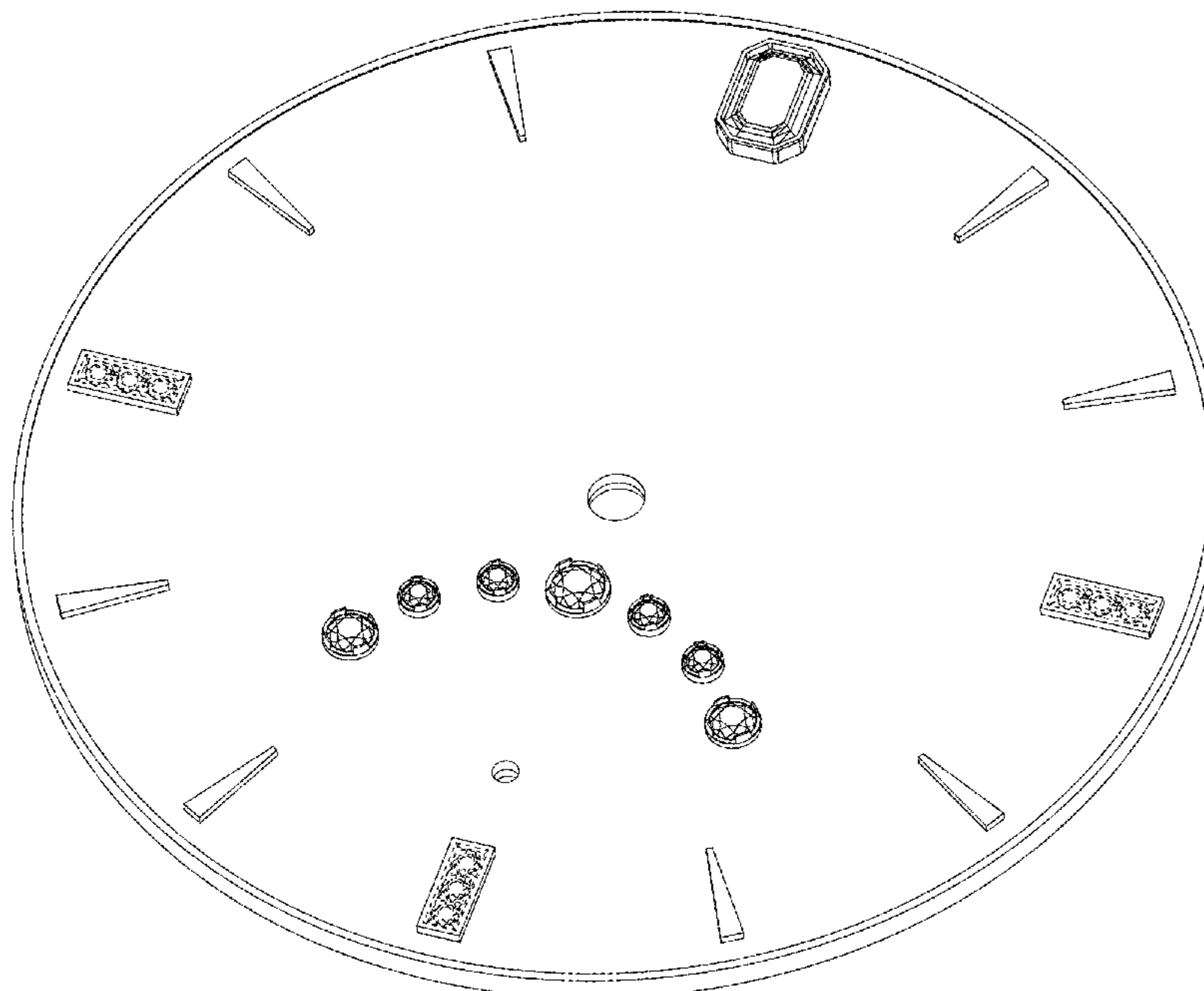
(57) **CLAIM**

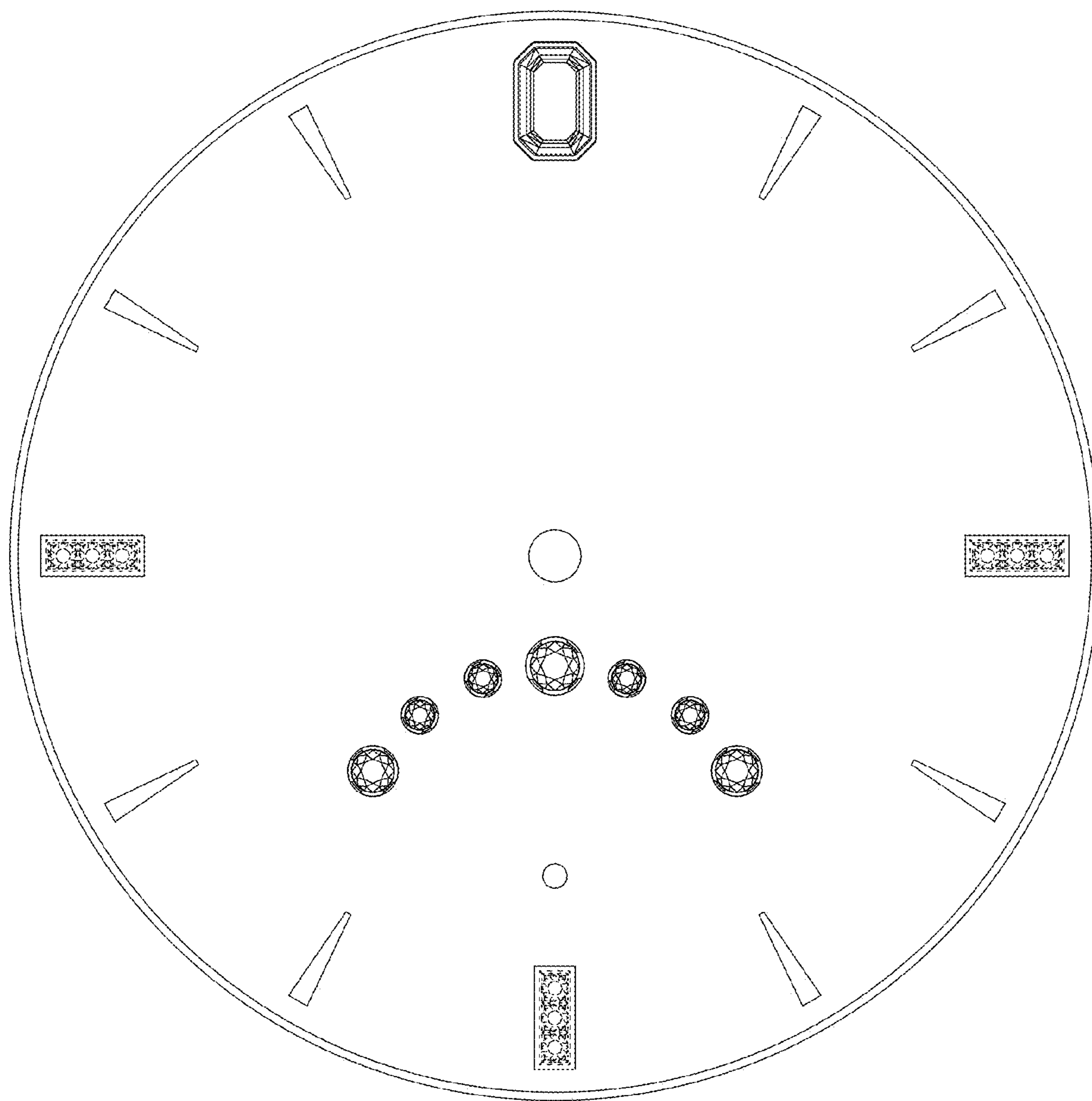
The ornamental design for a dial, as shown and described.

**DESCRIPTION**

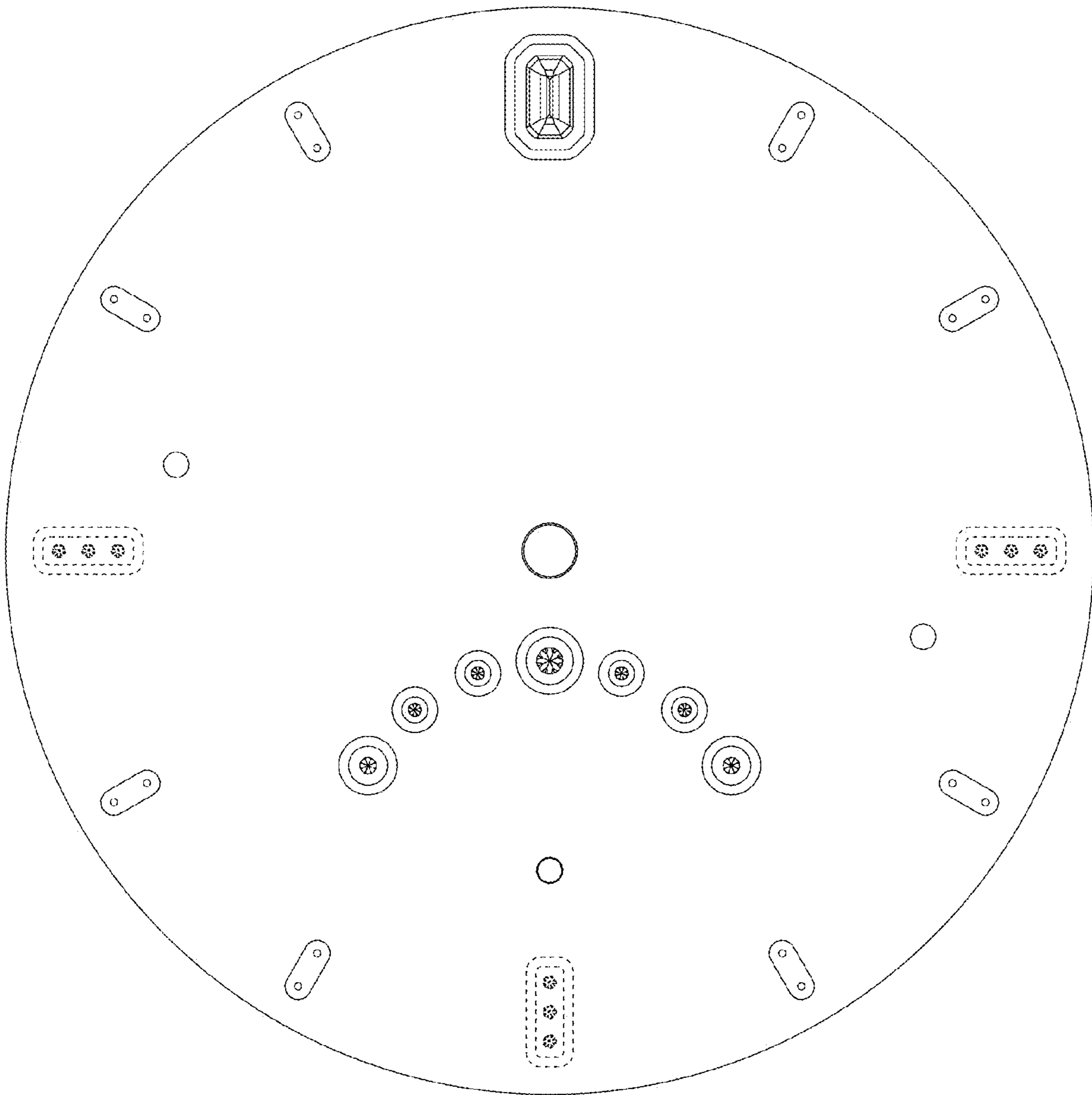
FIG. 1 is a front view of a dial of the present design;  
FIG. 2 is a rear view thereof;  
FIG. 3 is a left side view thereof;  
FIG. 4 is a right side view thereof;  
FIG. 5 is a top view thereof;  
FIG. 6 is a bottom view thereof; and,  
FIG. 7 is a front perspective view thereof; and,  
FIG. 8 is a rear perspective view thereof.  
Portions of the dial shown in broken lines form no part of the claimed design.

**1 Claim, 8 Drawing Sheets**

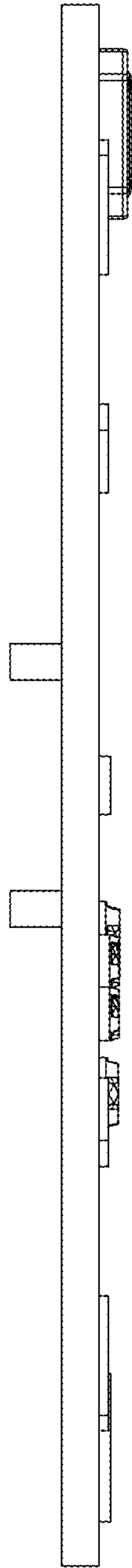




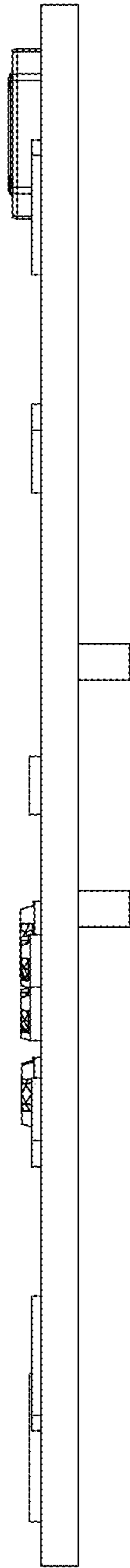
**FIG. 1**



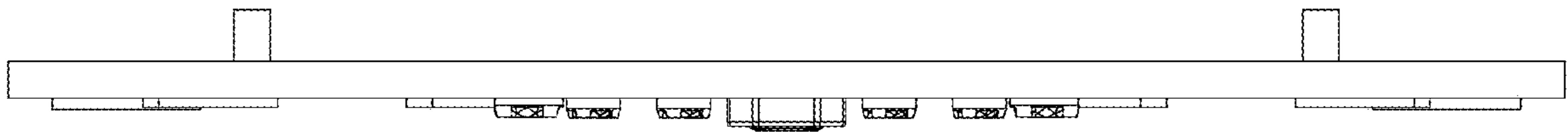
**FIG. 2**



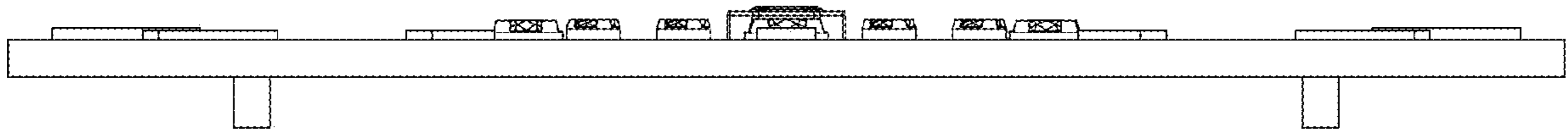
**FIG. 3**



**FIG. 4**



**FIG. 5**



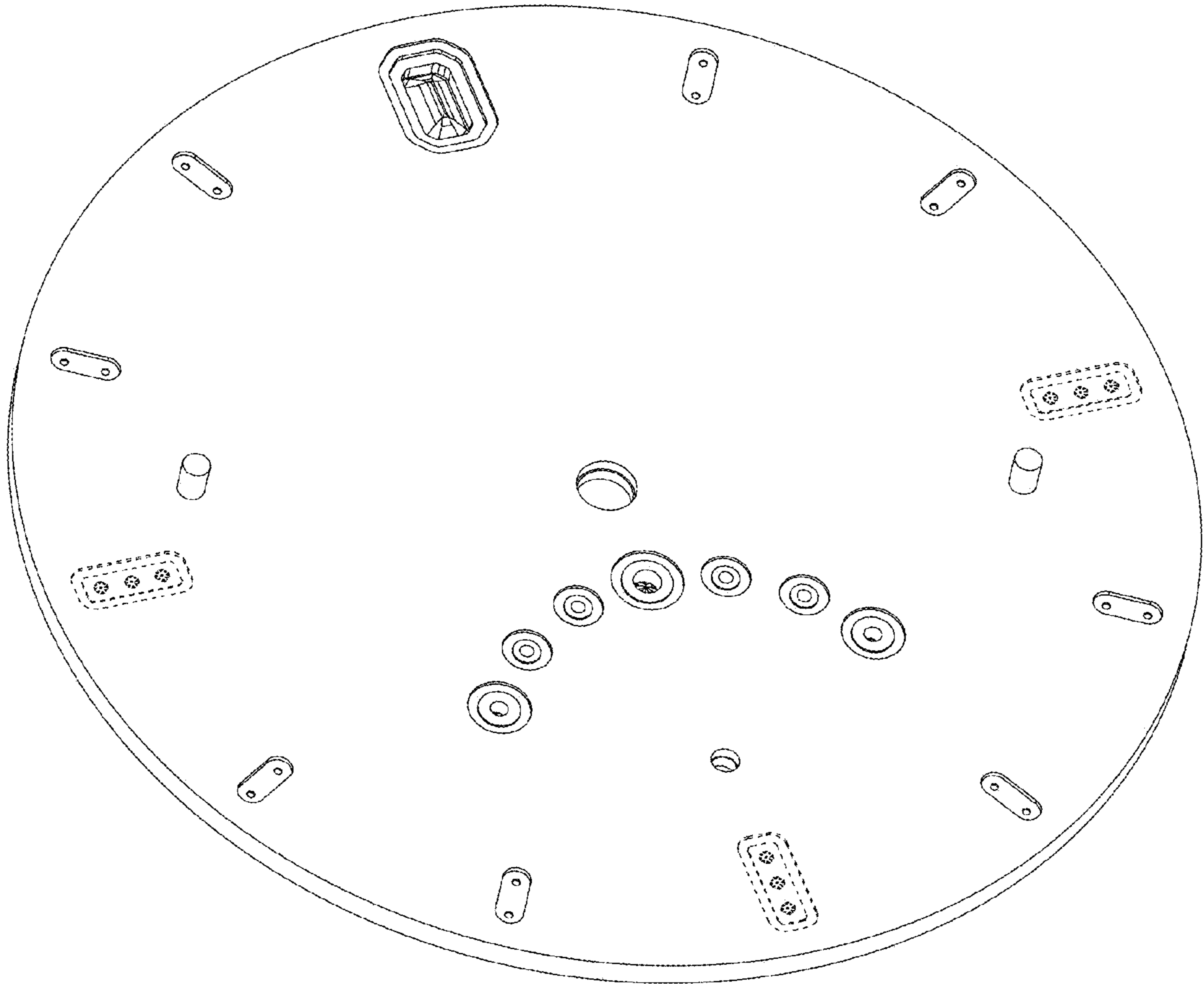
**FIG. 6**





**FIG. 7**





**FIG. 8**