

US00D922890S

(12) **United States Design Patent**  
**Broadfield**

(10) **Patent No.:** **US D922,890 S**

(45) **Date of Patent:** **\*\* Jun. 22, 2021**

(54) **WHEEL LOSS SENSOR AND BRACKET**

(71) Applicant: **Wheely-Safe Ltd.**, Staffordshire (GB)

(72) Inventor: **Gary Broadfield**, Staffordshire (GB)

(73) Assignee: **Wheely-Safe Ltd.**, Staffordshire (GB)

(\*\*) Term: **15 Years**

(21) Appl. No.: **29/695,274**

(22) Filed: **Jun. 18, 2019**

(30) **Foreign Application Priority Data**

Dec. 19, 2018 (EP) ..... 005933017-0002

(51) **LOC (13) Cl.** ..... **10-04**

(52) **U.S. Cl.**  
USPC ..... **D10/86**

(58) **Field of Classification Search**  
USPC ..... D10/70, 86  
CPC ..... B60Q 1/00; B60Q 1/0017; B60Q 1/0023;  
B60C 23/004; B60C 23/06; B60C 23/061;  
B60C 23/062; B60C 23/063; B60C  
23/064; B60C 23/065; B60C 23/066;  
B60C 23/067; B60C 23/068; B60C 23/08;  
B60C 23/085; B60C 23/10; B60C 23/12;  
B60C 23/14

See application file for complete search history.

(56) **References Cited**

**U.S. PATENT DOCUMENTS**

D528,450 S \* 9/2006 Petrucelli ..... D10/86  
D562,166 S \* 2/2008 Petrucelli ..... D10/86

D706,050 S \* 6/2014 Yang ..... D6/368  
D706,656 S \* 6/2014 Kanenari ..... D10/86  
D801,836 S \* 11/2017 Surendra ..... D10/86  
D842,728 S \* 3/2019 Surendra ..... D10/86  
D860,020 S \* 9/2019 Broadfield ..... B60C 23/02  
D10/86  
D889,288 S \* 7/2020 Lange ..... D10/70  
2014/0039752 A1 \* 2/2014 Juzswik ..... B60C 23/02  
701/34.4

\* cited by examiner

*Primary Examiner* — Antoine Duval Davis

(74) *Attorney, Agent, or Firm* — Lee & Hayes, P.C.

(57) **CLAIM**

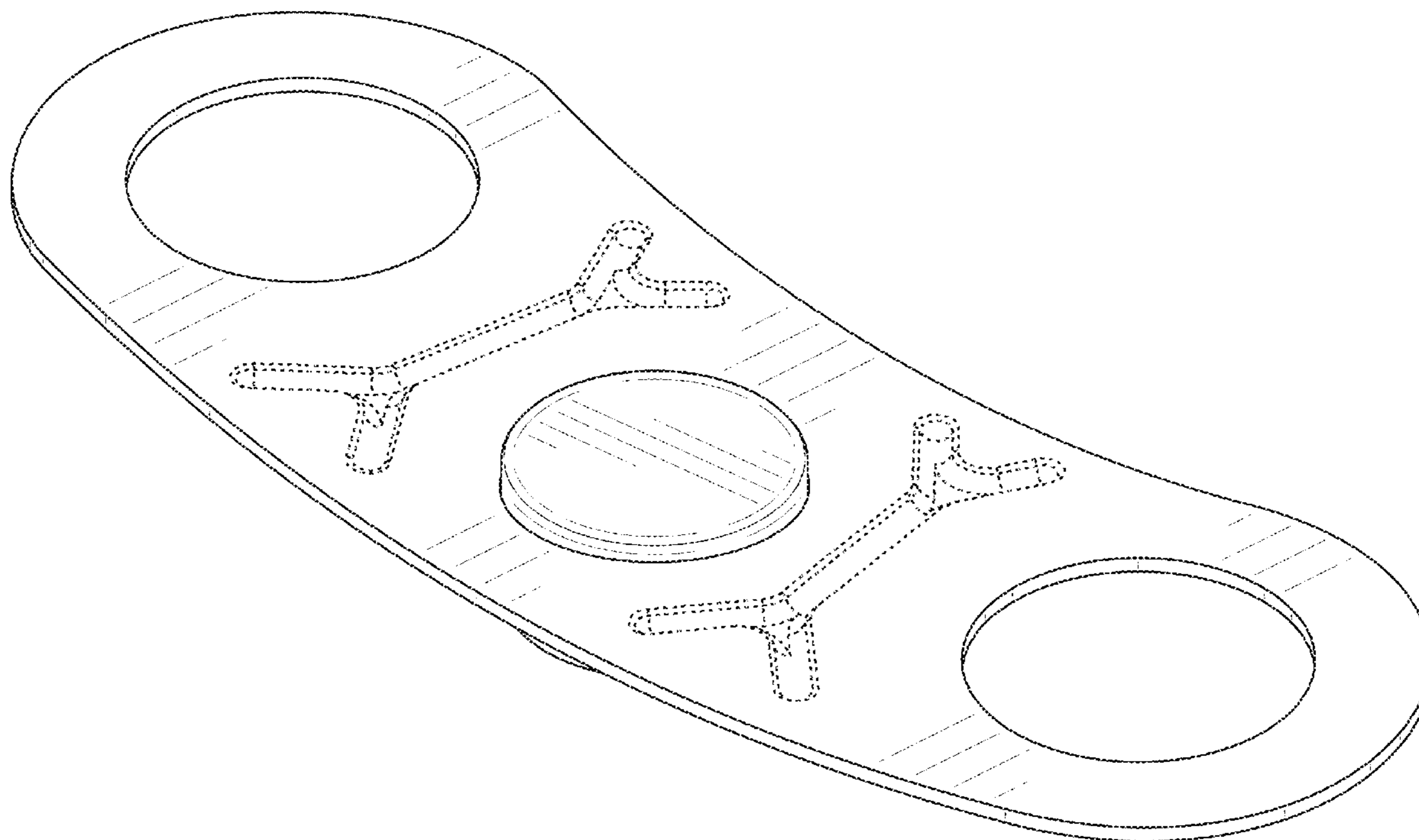
The ornamental design for a wheel loss sensor and bracket, as shown and described.

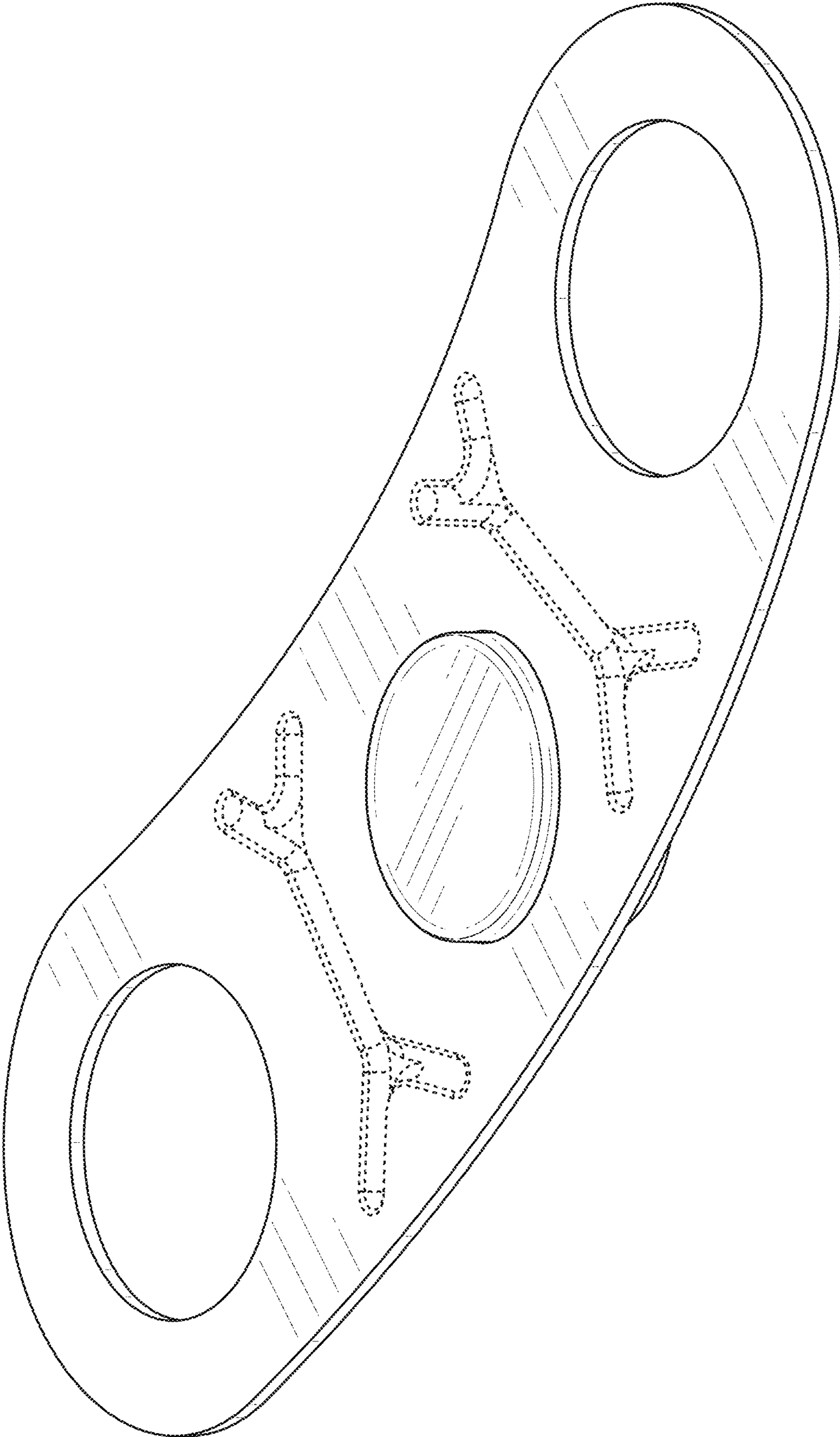
**DESCRIPTION**

FIG. 1 is a bottom perspective view of a wheel loss sensor and bracket;  
FIG. 2 is a top perspective view thereof;  
FIG. 3 is a front view thereof;  
FIG. 4 is a left-side view thereof;  
FIG. 5 is a back view thereof;  
FIG. 6 is a right-side view thereof;  
FIG. 7 is a bottom view thereof; and,  
FIG. 8 is a top view thereof.

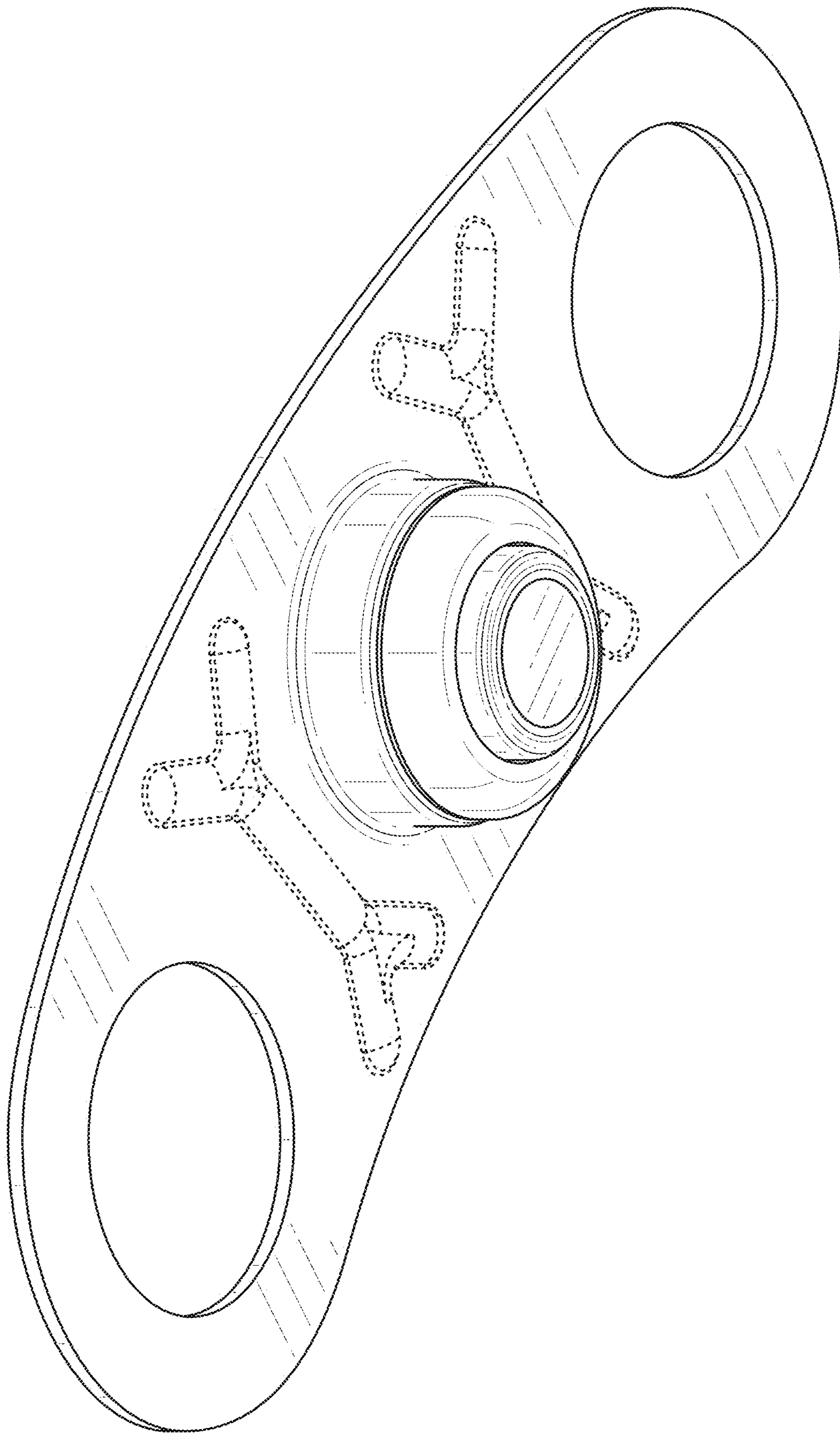
The broken lines depict portions of the wheel loss sensor and bracket that form no part of the claimed design.

**1 Claim, 8 Drawing Sheets**

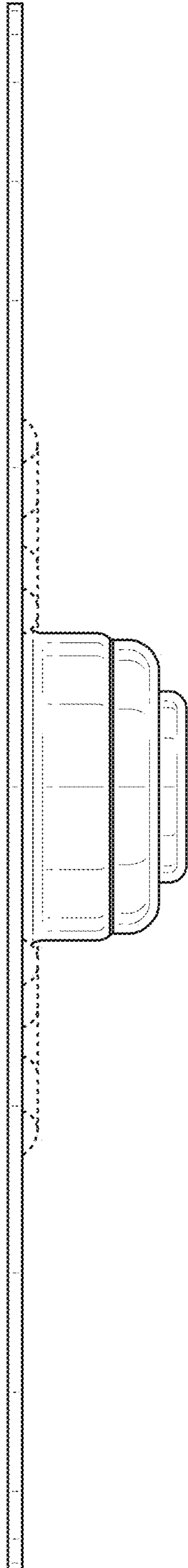




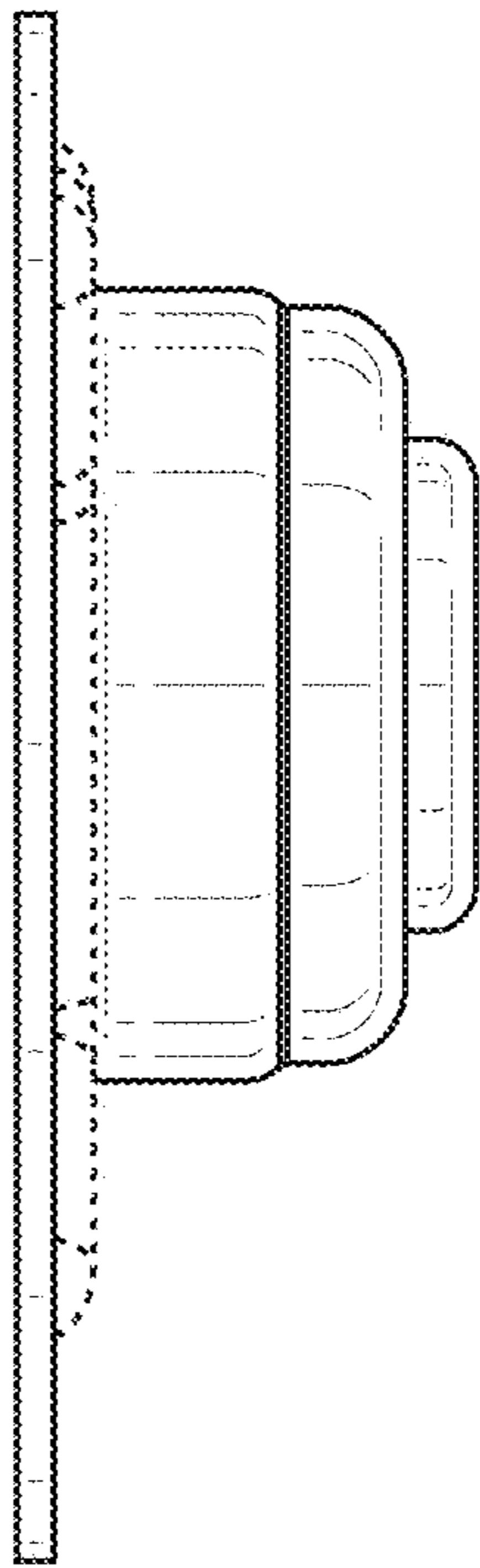
**FIG. 1**



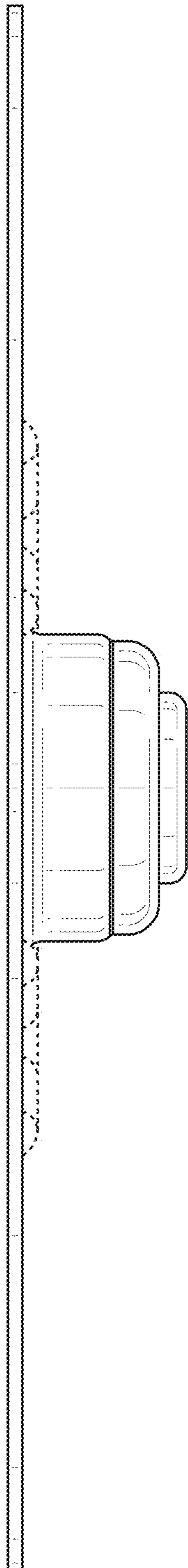
**FIG. 2**



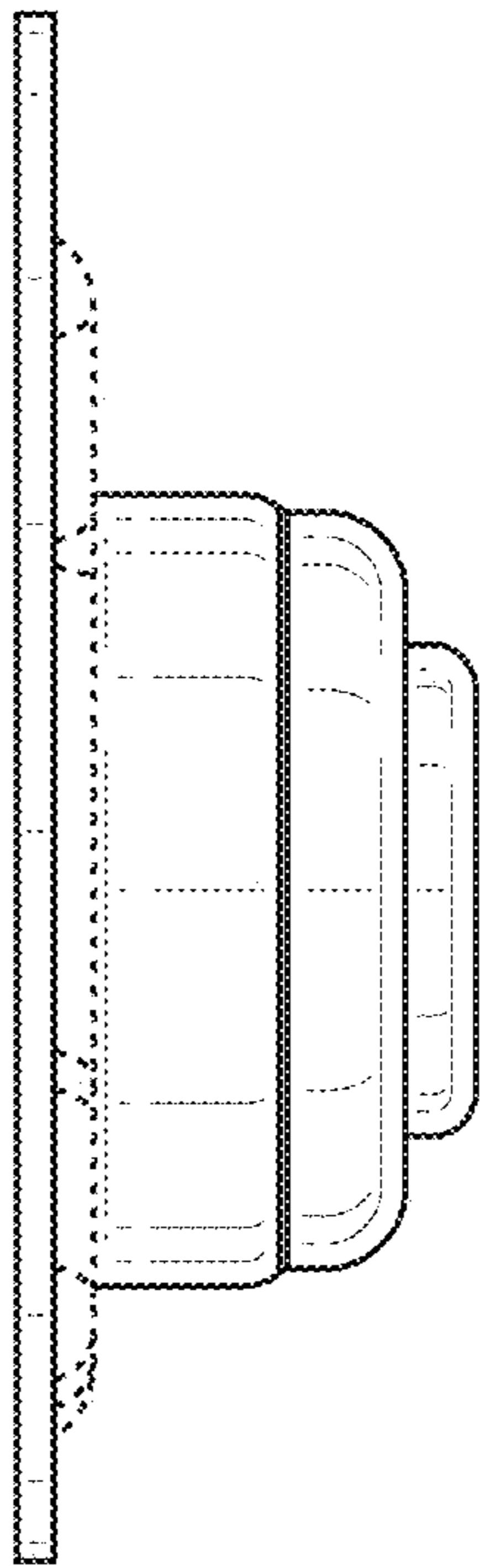
**FIG. 3**



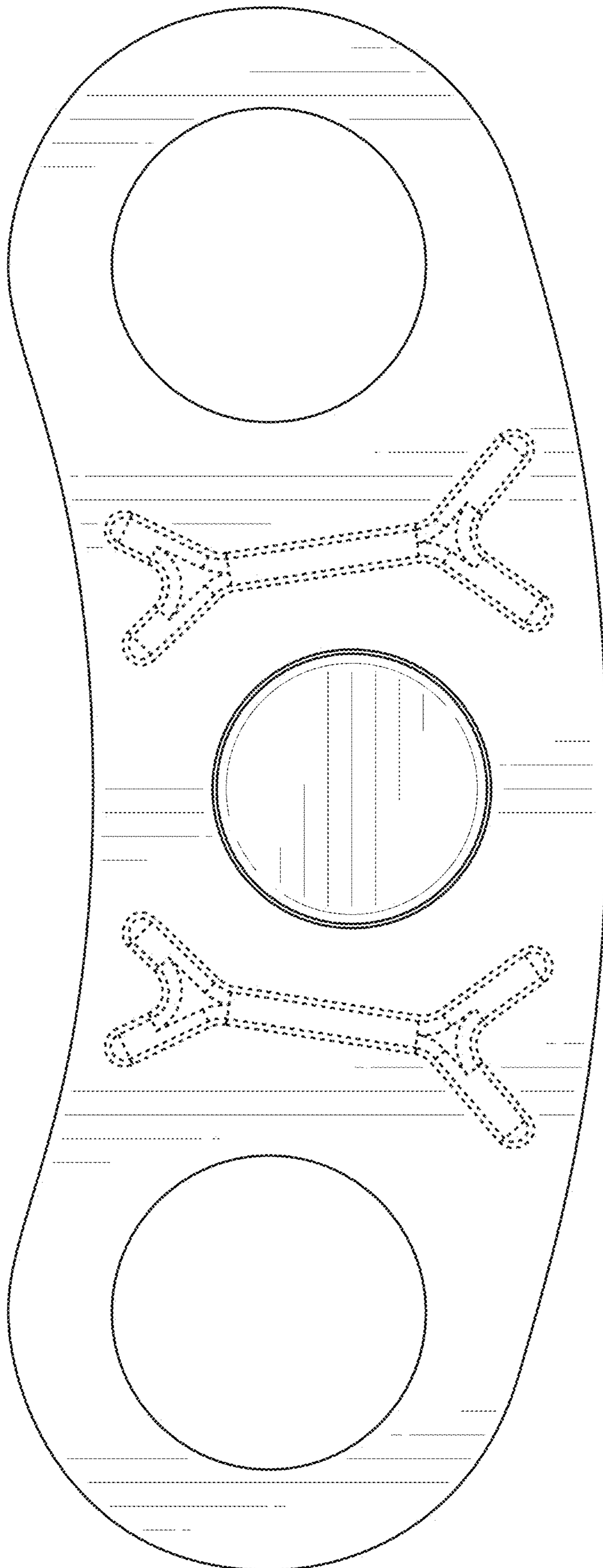
**FIG. 4**



**FIG. 5**

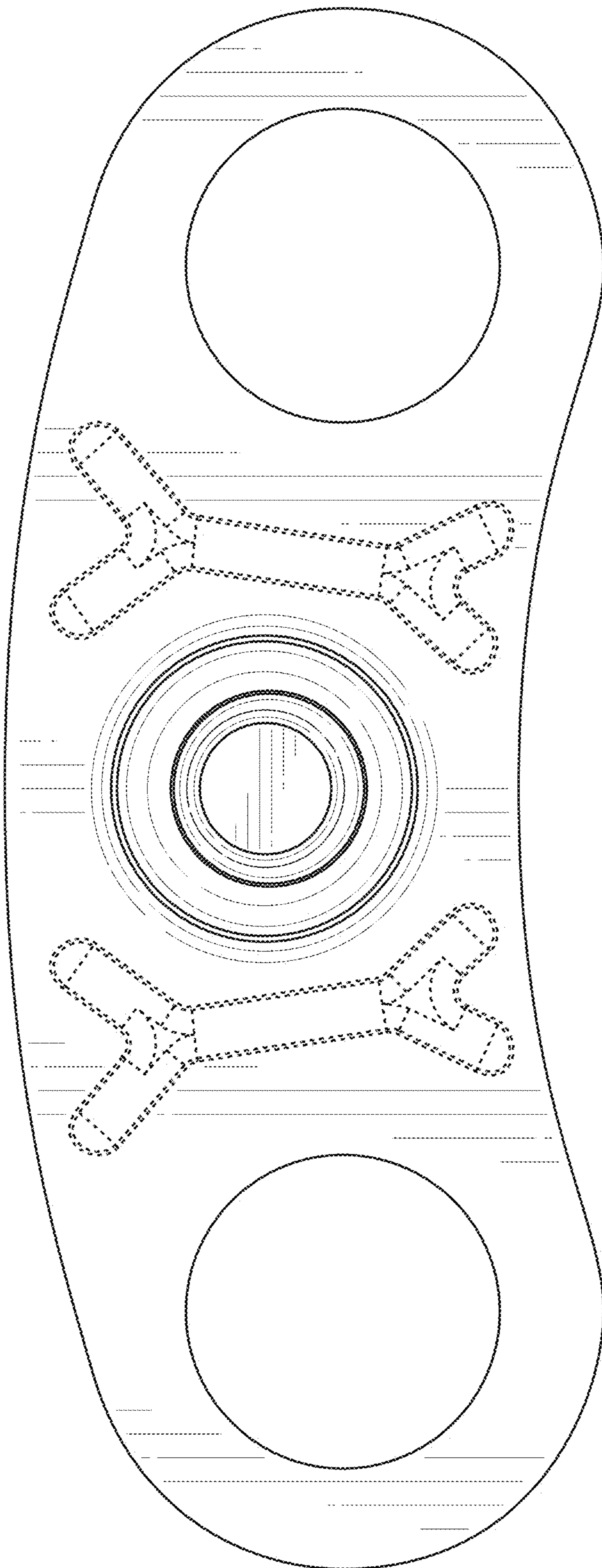


**FIG. 6**



**FIG. 7**





**FIG. 8**