



US00D922880S

(12) **United States Design Patent**
Markoulis et al.

(10) **Patent No.:** **US D922,880 S**

(45) **Date of Patent:** **** Jun. 22, 2021**

(54) **SINGLE-USE LIQUID PACKAGING**

31/04; B65D 29/00; B65D 29/04; B65D
65/38; B65D 65/00; A61J 1/10; A61J
1/47; A61J 9/001; A45C 3/04; A45C
3/06; A45C 3/10

(71) Applicant: **Bayer HealthCare LLC**, Whippany, NJ
(US)

See application file for complete search history.

(72) Inventors: **Shelley Markoulis**, Wyckoff, NJ (US);
Simon Gainey, Media, PA (US); **Jess
Keene**, Media, PA (US)

(56) **References Cited**

U.S. PATENT DOCUMENTS

(73) Assignee: **Bayer Healthcare LLC**, Whippany, NJ
(US)

D594,752 S *	6/2009	Medema	D9/707
D780,595 S *	3/2017	Barlev	D9/703
D843,848 S *	3/2019	Hyma	D9/707
D852,642 S *	7/2019	Barlev	D9/703
D874,942 S *	2/2020	Tsuruta	D9/703

(**) Term: **15 Years**

* cited by examiner

(21) Appl. No.: **29/710,004**

Primary Examiner — Abraham Bahta

(22) Filed: **Oct. 18, 2019**

(74) *Attorney, Agent, or Firm* — Lowenstein Sandler LLP

(51) **LOC (13) Cl.** **09-05**

(52) **U.S. Cl.**
USPC **D9/707**

(57) **CLAIM**

(58) **Field of Classification Search**

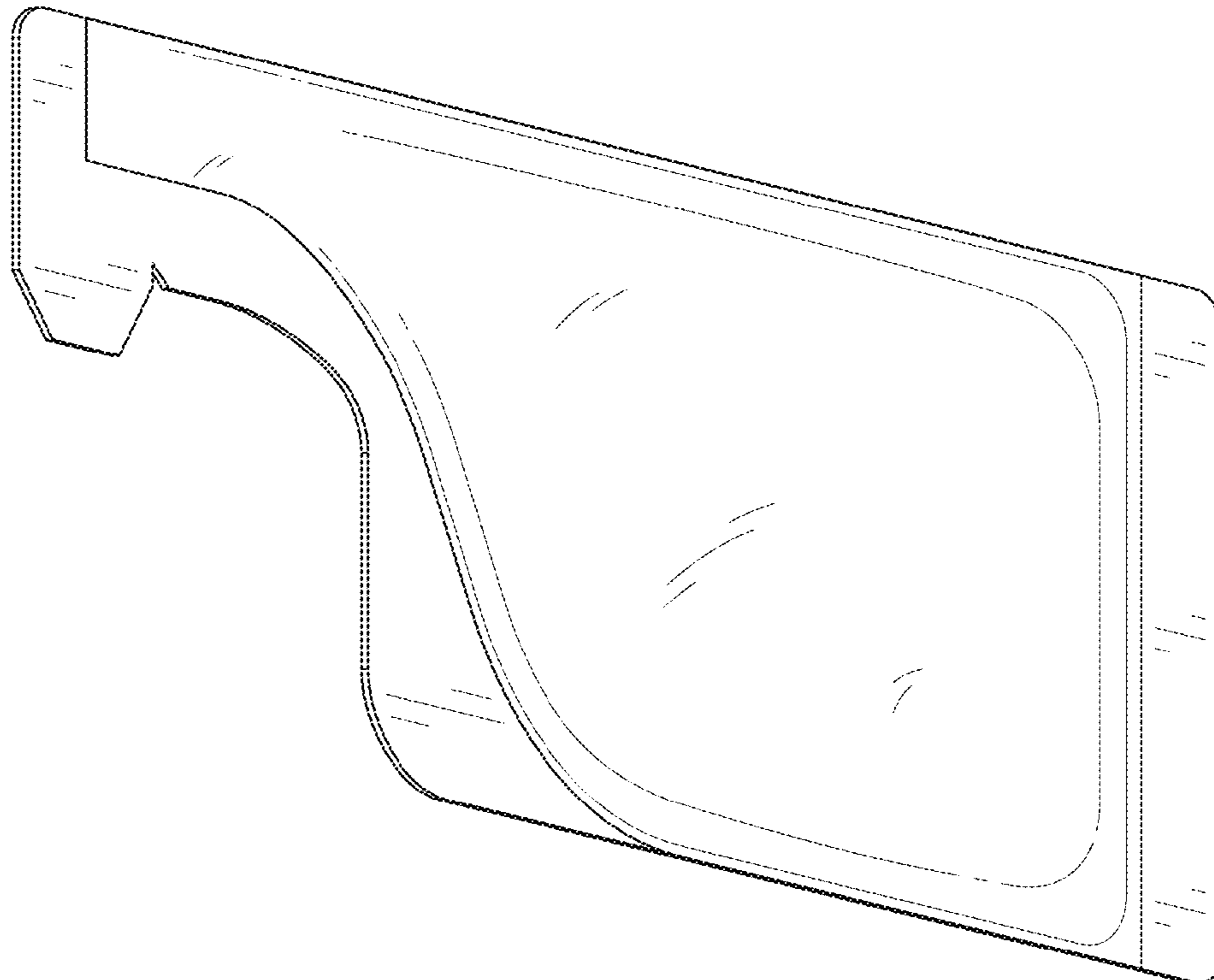
The ornamental design of a single-use liquid packaging, as substantially shown and described.

USPC D9/702-714, 443, 447, 499, 516-517,
D9/523-524, 526-528, 530, 719, 572;
222/92, 210, 212, 215; D23/211.1, 212;
220/200, 260, 288, 768, 901; 206/815;
215/200, 217-218, 382-385, 396, 371;
D7/312, 321; 383/61.1, 80-81, 104, 901,
383/8, 109, 111, 122, 127, 207, 94, 107;
428/35.2; 229/87.01-87.09, 87.11-87.19
CPC . B65D 1/00; B65D 1/02; B65D 1/023; B65D
1/32; B65D 11/00; B65D 11/04; B65D
35/08; B65D 35/00; B65D 33/02; B65D
33/04; B65D 33/24; B65D 31/00; B65D
31/10; B65D 31/005; B65D 31/02; B65D

DESCRIPTION

FIG. 1 is a perspective view of a single-use liquid packaging in accordance with the present invention;
FIG. 2 is a front elevation view thereof;
FIG. 3 is a rear elevation view thereof;
FIG. 4 is a left side elevation view thereof;
FIG. 5 is a right side elevation view thereof;
FIG. 6 is a top plan view thereof; and,
FIG. 7 is a bottom plan view thereof.

1 Claim, 4 Drawing Sheets



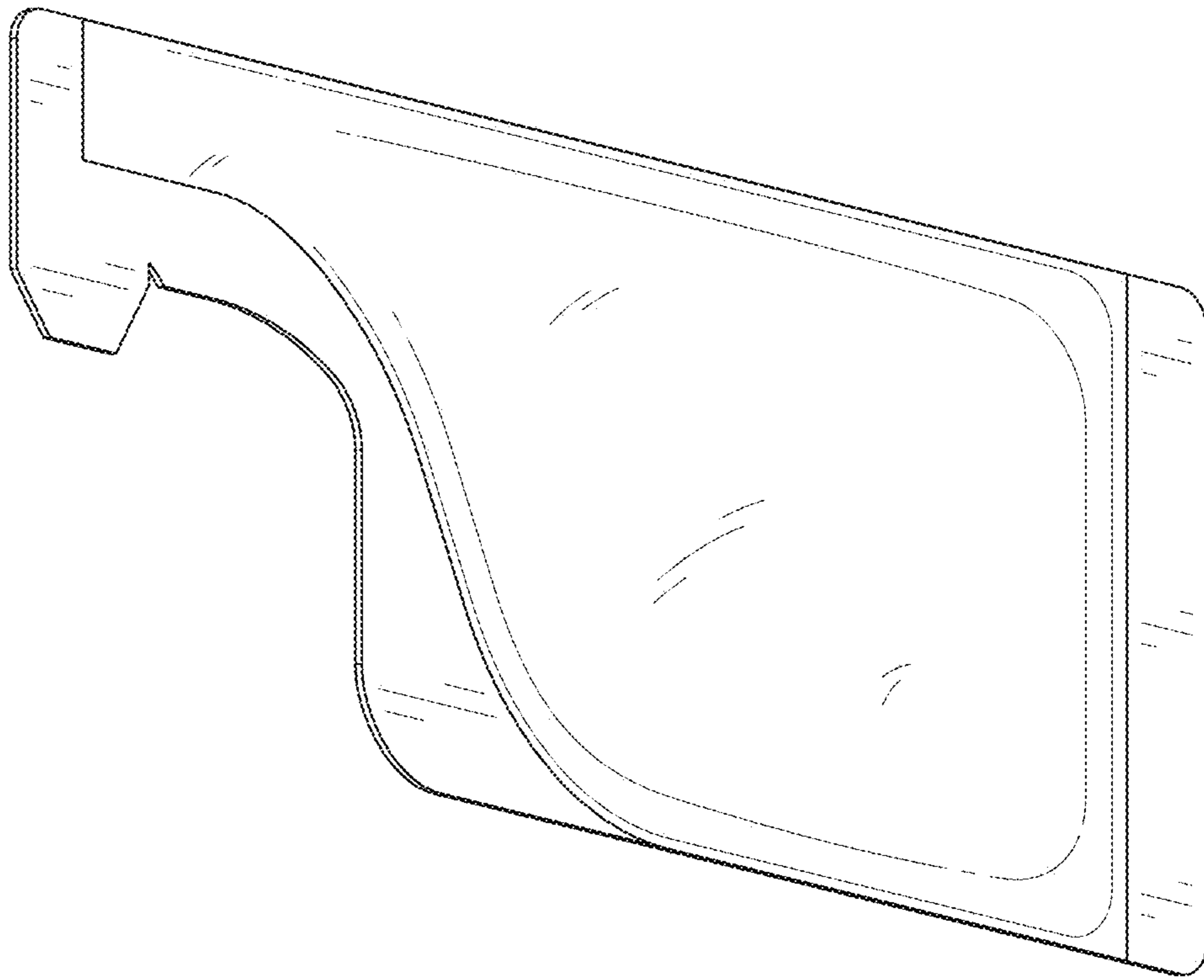


FIG. 1

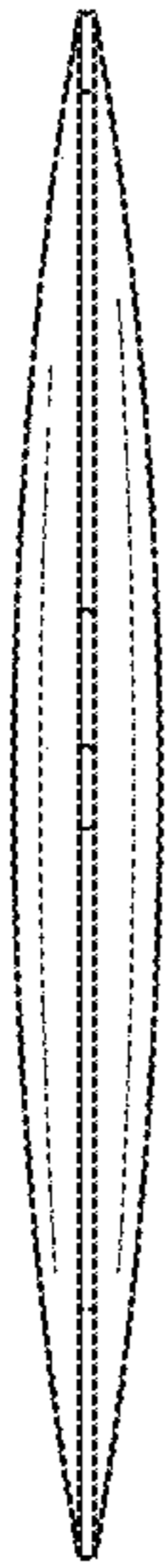


FIG. 2




FIG. 3

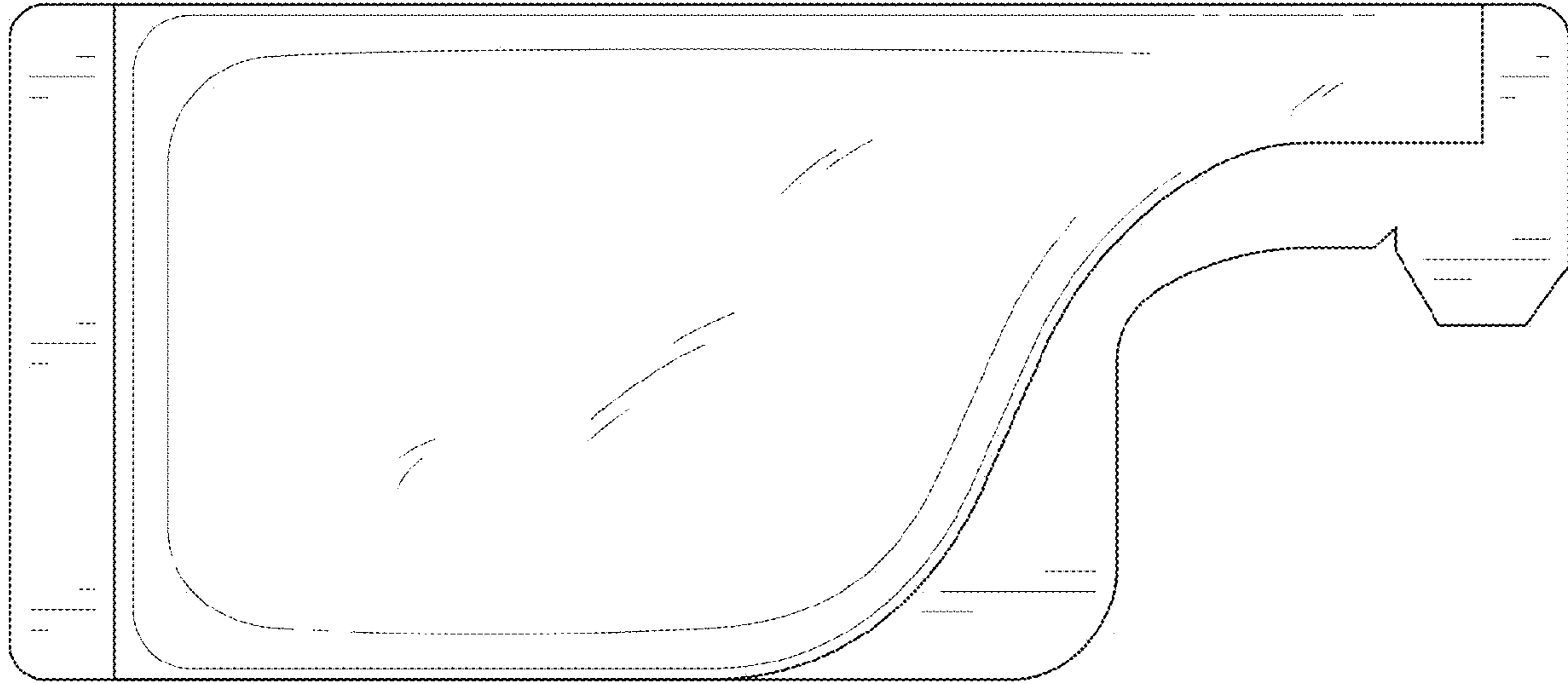


FIG. 4

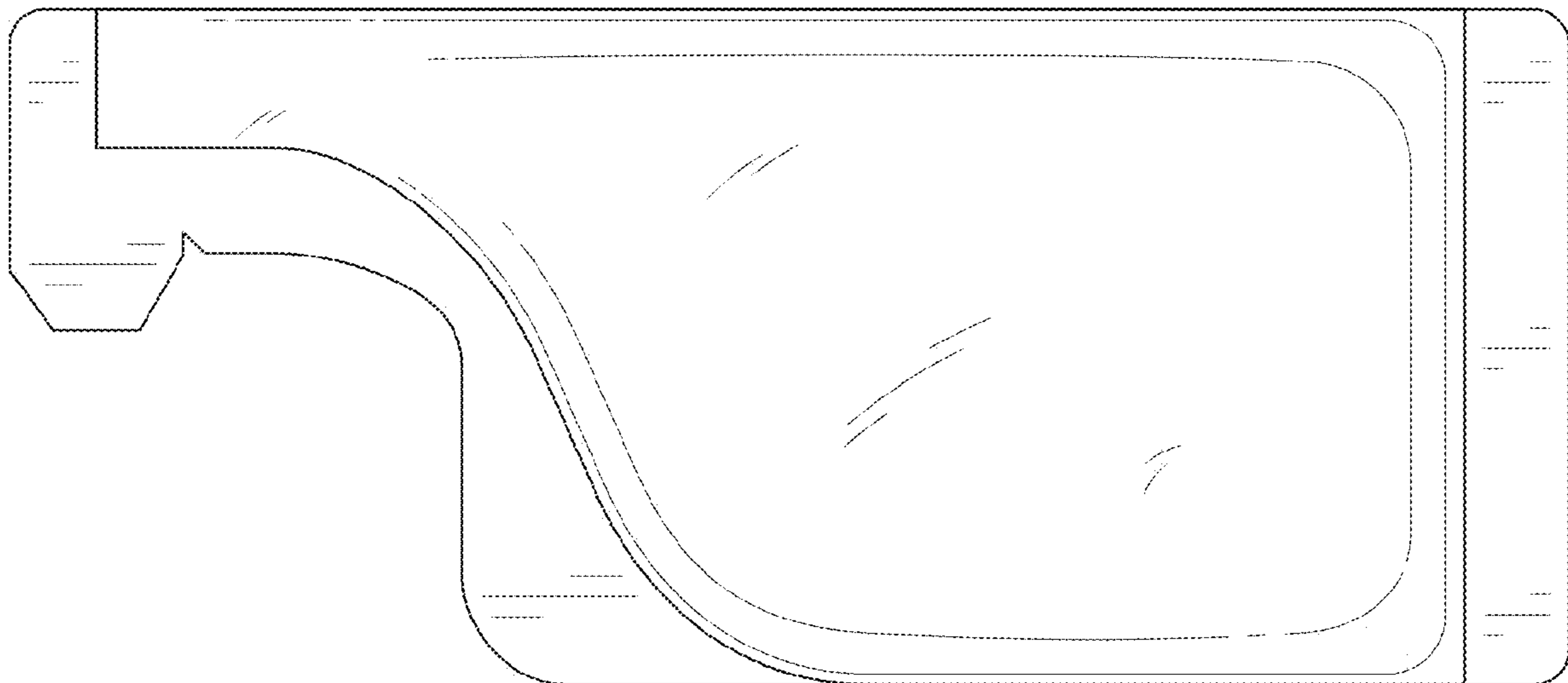


FIG. 5




FIG. 6




FIG. 7