



US00D922848S

(12) **United States Design Patent** (10) **Patent No.:** **US D922,848 S**  
**Zemel et al.** (45) **Date of Patent:** **\*\* Jun. 22, 2021**

(54) **CUTTER**  
(71) Applicant: **Mr. Bar-B-Q Products LLC**, Melville, NY (US)  
(72) Inventors: **Marc Zemel**, Melville, NY (US); **Joanne Rudis**, Melville, NY (US)  
(73) Assignee: **Mr. Bar-B-Q Products LLC**, Melville, NY (US)  
(\*\*) Term: **15 Years**  
(21) Appl. No.: **29/718,404**  
(22) Filed: **Dec. 24, 2019**  
(51) **LOC (13) Cl.** ..... **08-03**  
(52) **U.S. Cl.**  
USPC ..... **D8/98**  
(58) **Field of Classification Search**  
USPC ..... D8/14, 98, 99, 107  
CPC ..... B26B 5/00; B26B 27/005; B26B 3/00;  
B26B 11/006; B26B 3/08  
See application file for complete search history.

D752,942 S 4/2016 Rohrbach  
D767,966 S 10/2016 Standlee  
D767,967 S 10/2016 Standlee  
D784,107 S 4/2017 Chen  
D802,394 S 11/2017 Yu Chen  
D807,142 S 1/2018 Hyma  
D817,143 S 5/2018 Rohrbach  
9,969,091 B2 5/2018 Jacobs  
D900,583 S \* 11/2020 Yu Chen ..... D8/98  
2010/0263219 A1 10/2010 Kempker et al.  
2014/0345146 A1 \* 11/2014 Schekalla ..... B26B 3/08  
30/169  
2015/0298330 A1 \* 10/2015 Yu Chen ..... B26B 27/005  
30/280  
2017/0197320 A1 \* 7/2017 Chen ..... B26B 11/006  
2018/0099772 A1 4/2018 Lee et al.  
2018/0229380 A1 \* 8/2018 Gringer ..... B26B 27/005

\* cited by examiner

*Primary Examiner* — Philip S Hyder  
(74) *Attorney, Agent, or Firm* — Carter, DeLuca & Farrell LLP

(57) **CLAIM**

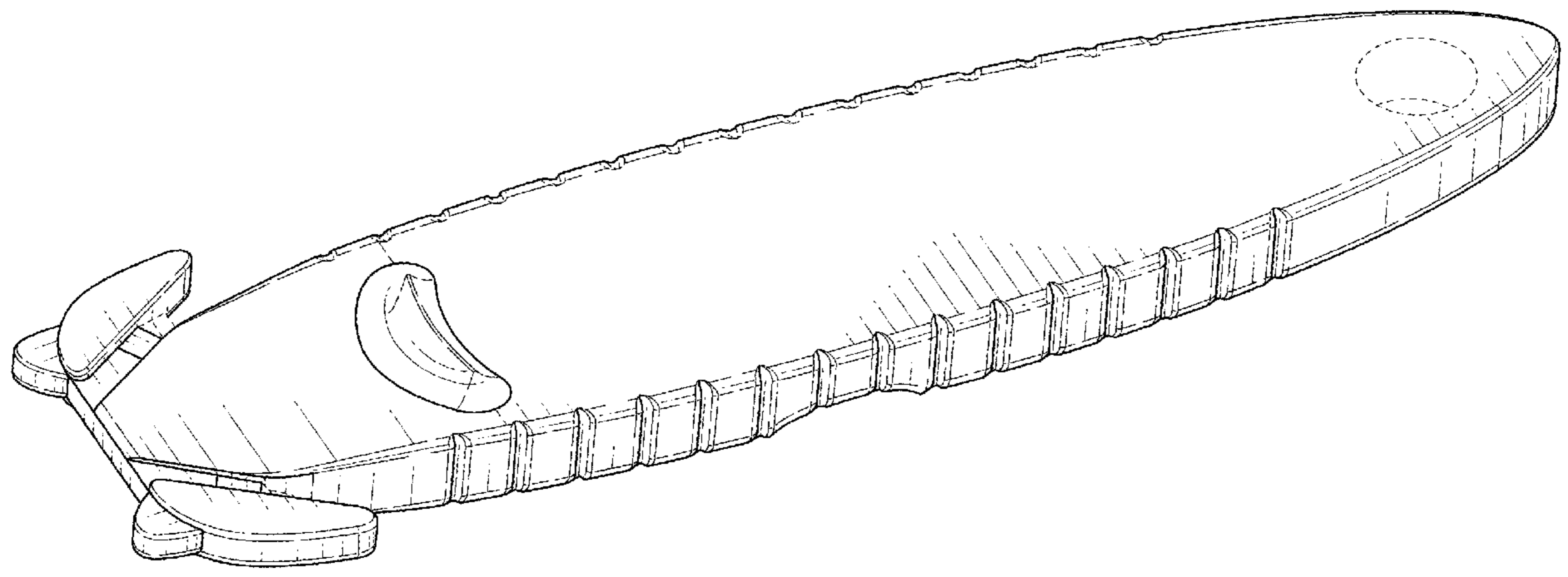
The ornamental design for a cutter, as shown and described.

**DESCRIPTION**

FIG. 1 is a perspective view of a cutter in accordance with the present design;  
FIG. 2 is a right side elevational view thereof;  
FIG. 3 is a left side elevational view thereof;  
FIG. 4 is a front elevational view thereof;  
FIG. 5 is a rear elevational view thereof;  
FIG. 6 is a top plan view thereof; and,  
FIG. 7 is a bottom plan view thereof.  
The broken lines shown in the drawings illustrate portions of the cutter that form no part of the claimed design.

**1 Claim, 4 Drawing Sheets**

(56) **References Cited**  
U.S. PATENT DOCUMENTS  
2,471,334 A 5/1949 Levin  
D521,844 S 5/2006 Kempker et al.  
D527,604 S 9/2006 Kempker et al.  
D575,613 S 8/2008 Jennings  
D636,248 S 4/2011 Still  
D649,001 S 11/2011 Still  
D660,674 S 5/2012 Still  
D660,675 S 5/2012 Gringer et al.  
D673,440 S 1/2013 Kempker et al.  
D714,611 S 10/2014 Yu Chen  
D721,564 S 1/2015 Pumomohadi



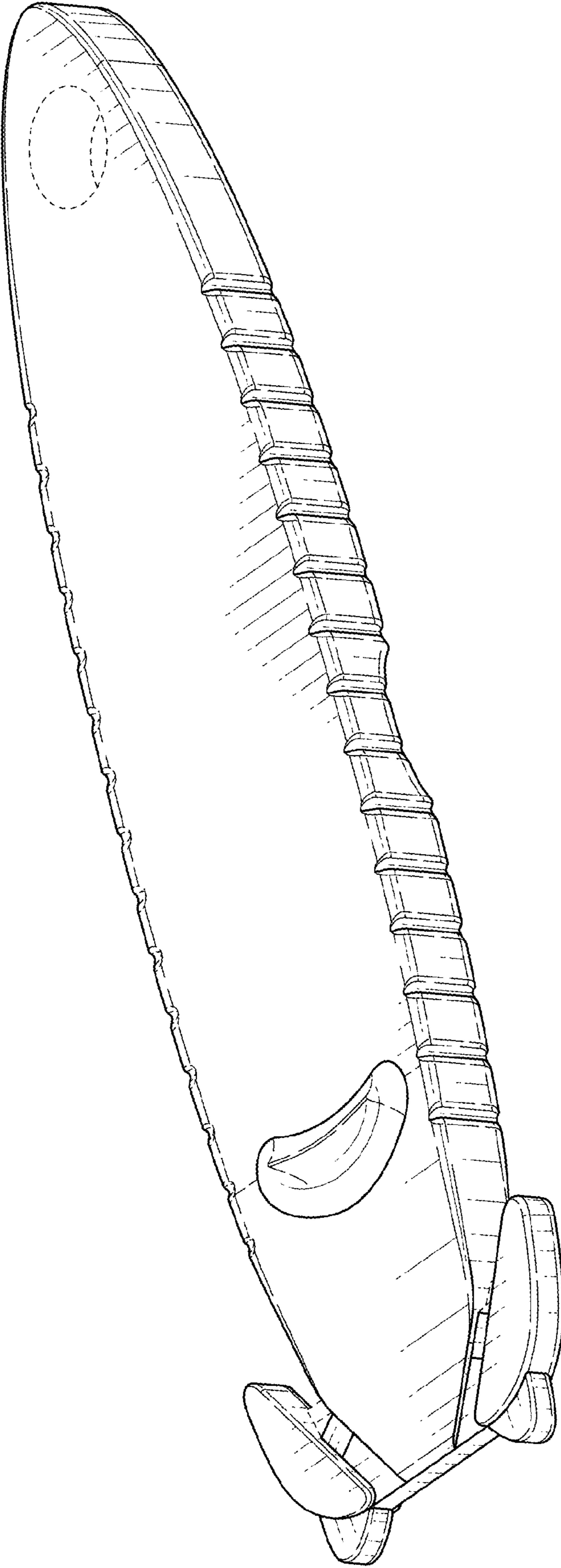


FIG. 1

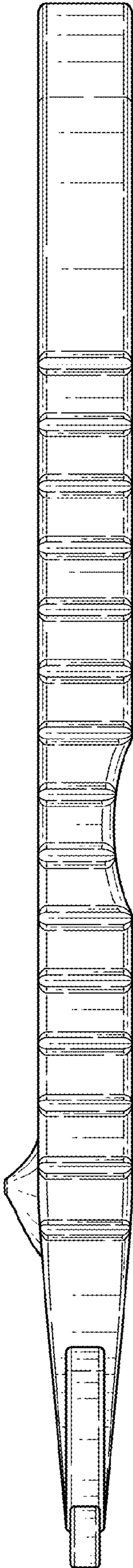


FIG. 2

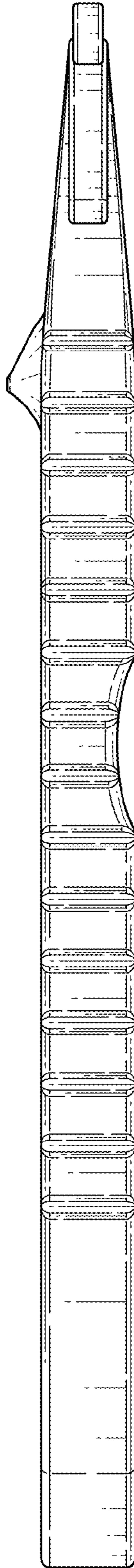


FIG. 3

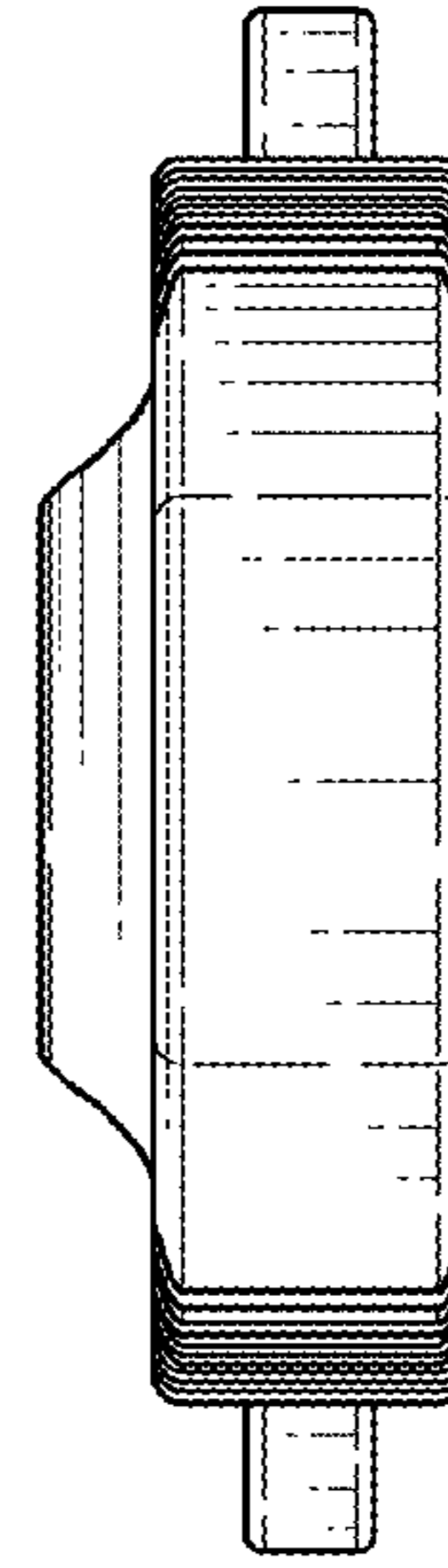


FIG. 4

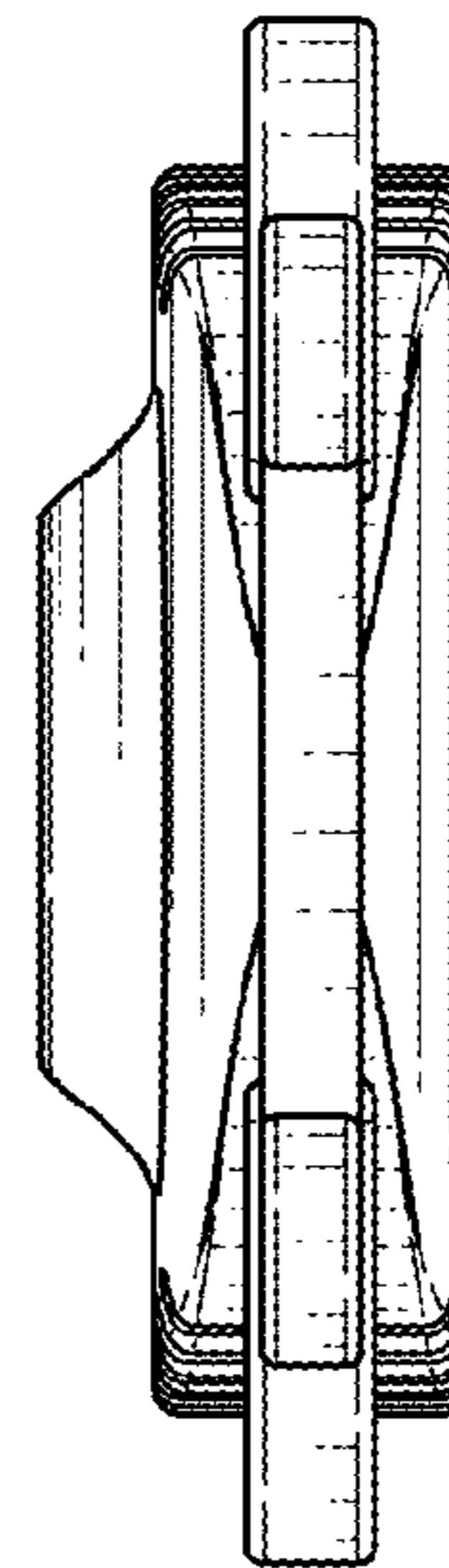


FIG. 5

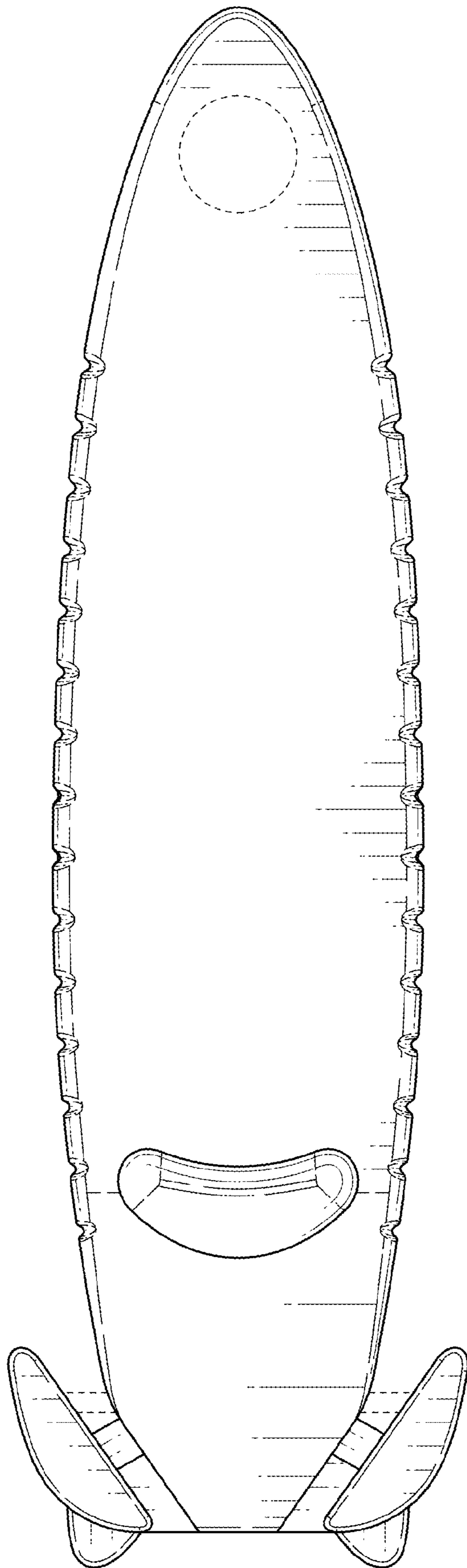


FIG. 6



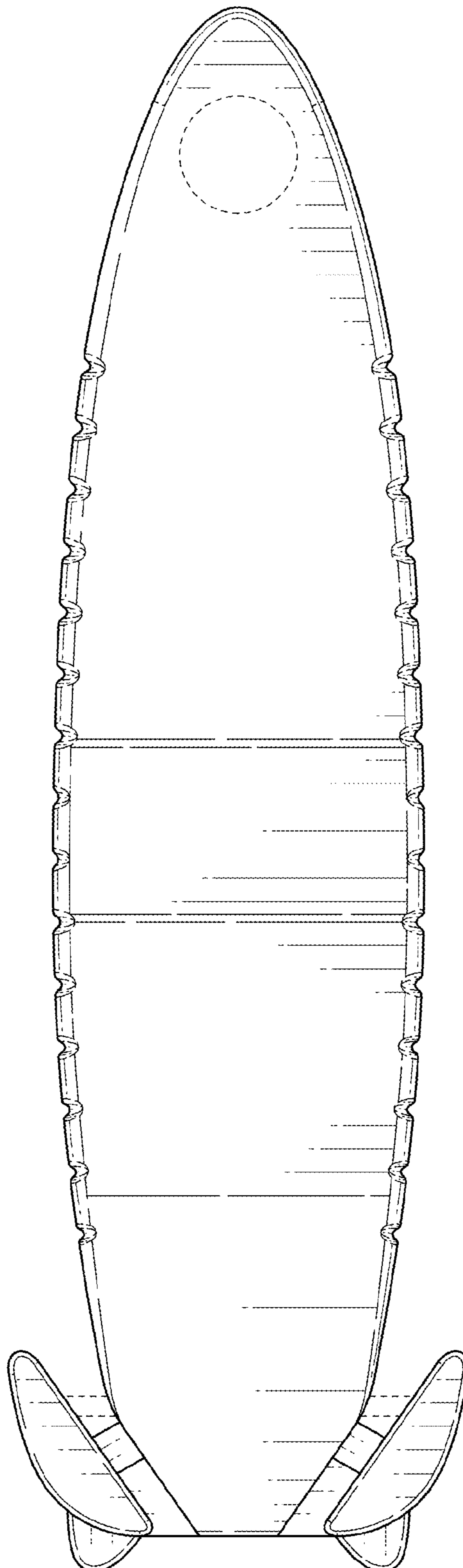


FIG. 7