



US00D922847S

(12) **United States Design Patent** (10) **Patent No.:** **US D922,847 S**
Wang (45) **Date of Patent:** **** Jun. 22, 2021**

(54) **REFITTING TOOL FOR VEHICLE**

(71) Applicant: **Min Wang**, Linyi (CN)

(72) Inventor: **Min Wang**, Linyi (CN)

(**) Term: **15 Years**

(21) Appl. No.: **29/717,710**

(22) Filed: **Dec. 18, 2019**

(51) **LOC (13) Cl.** **08-05**

(52) **U.S. Cl.**
USPC **D8/88**; D12/400

(58) **Field of Classification Search**
USPC D8/14, 16, 17, 18, 19, 88, 89, 105, 33,
D8/92, 98, 402, 374, 407, 47, 371, 373,
D8/354, 367; D32/40-43, 46-49;
D21/685; D24/152
CPC A01K 55/00; B25C 11/00; B25F 1/00;
E04D 15/00

See application file for complete search history.

(56) **References Cited**

U.S. PATENT DOCUMENTS

2,593,304	A *	4/1952	Howard	A01K 55/00 449/61
D296,656	S *	7/1988	Johnson, Sr.	D8/16
D359,894	S *	7/1995	Pomeroy	D8/16
D664,319	S *	7/2012	Thompson	D32/46
D677,847	S *	3/2013	Thompson	D32/46
D687,202	S *	7/2013	Motsenbocker	D32/46
8,955,827	B2 *	2/2015	Brown	B25C 11/00 254/25
D729,043	S *	5/2015	Poppell	D8/354

D745,346	S *	12/2015	Birgl	D8/14
D750,473	S *	3/2016	Albo	D8/371
D791,583	S *	7/2017	Griffin	D8/373
D805,864	S *	12/2017	Stangeland	D8/18
D850,743	S *	6/2019	Niehaus	D32/46
D874,774	S *	2/2020	Thompson	D32/46
D876,921	S *	3/2020	Allen	D8/89
D883,766	S *	5/2020	Montes	D8/89
D893,975	S *	8/2020	Tran	D8/105
D893,985	S *	8/2020	Dankert	D8/367
D904,845	S *	12/2020	Scimone	D8/47

* cited by examiner

Primary Examiner — Susan E Krakower
Assistant Examiner — Jerry Shiuan-Hua Hsu
(74) *Attorney, Agent, or Firm* — W&K IP

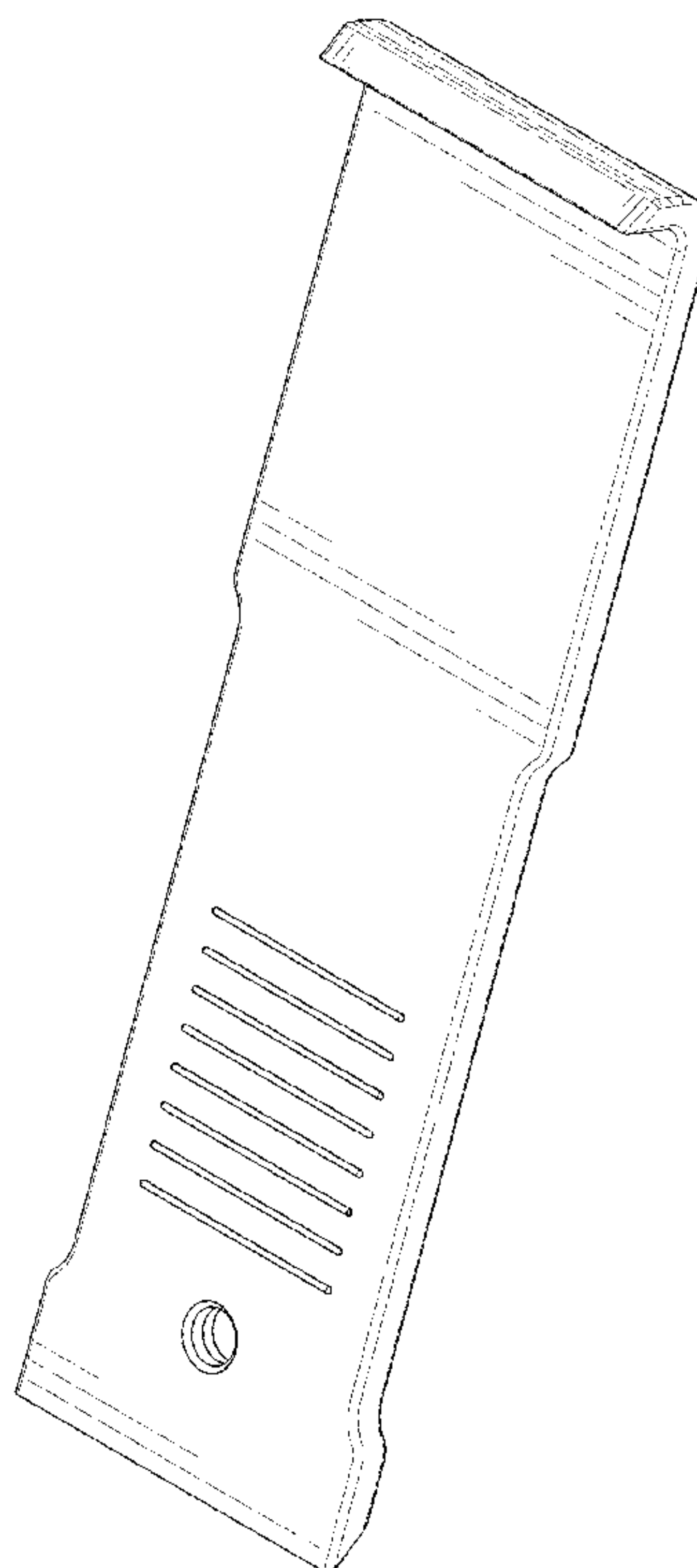
(57) **CLAIM**

The ornamental design for a refitting tool for vehicle, as shown and described.

DESCRIPTION

FIG. 1 is a front perspective view of a refitting tool for vehicle, showing my new design;
FIG. 2 is a rear perspective view thereof;
FIG. 3 is a front elevational view thereof;
FIG. 4 is a rear elevational view thereof;
FIG. 5 is a left side elevational view thereof;
FIG. 6 is a right side elevational view thereof;
FIG. 7 is a top plan view thereof; and,
FIG. 8 is a bottom plan view thereof.

1 Claim, 8 Drawing Sheets



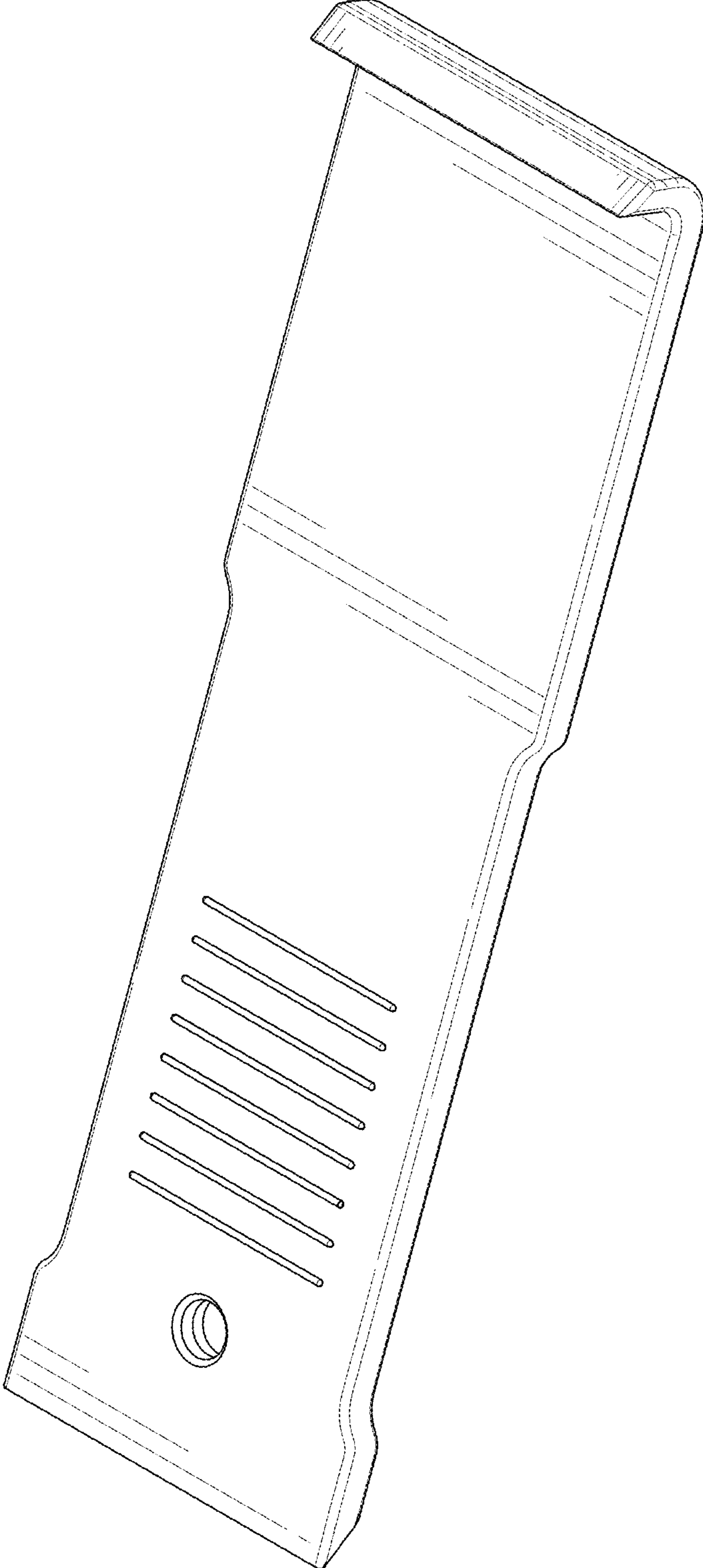


FIG. 1

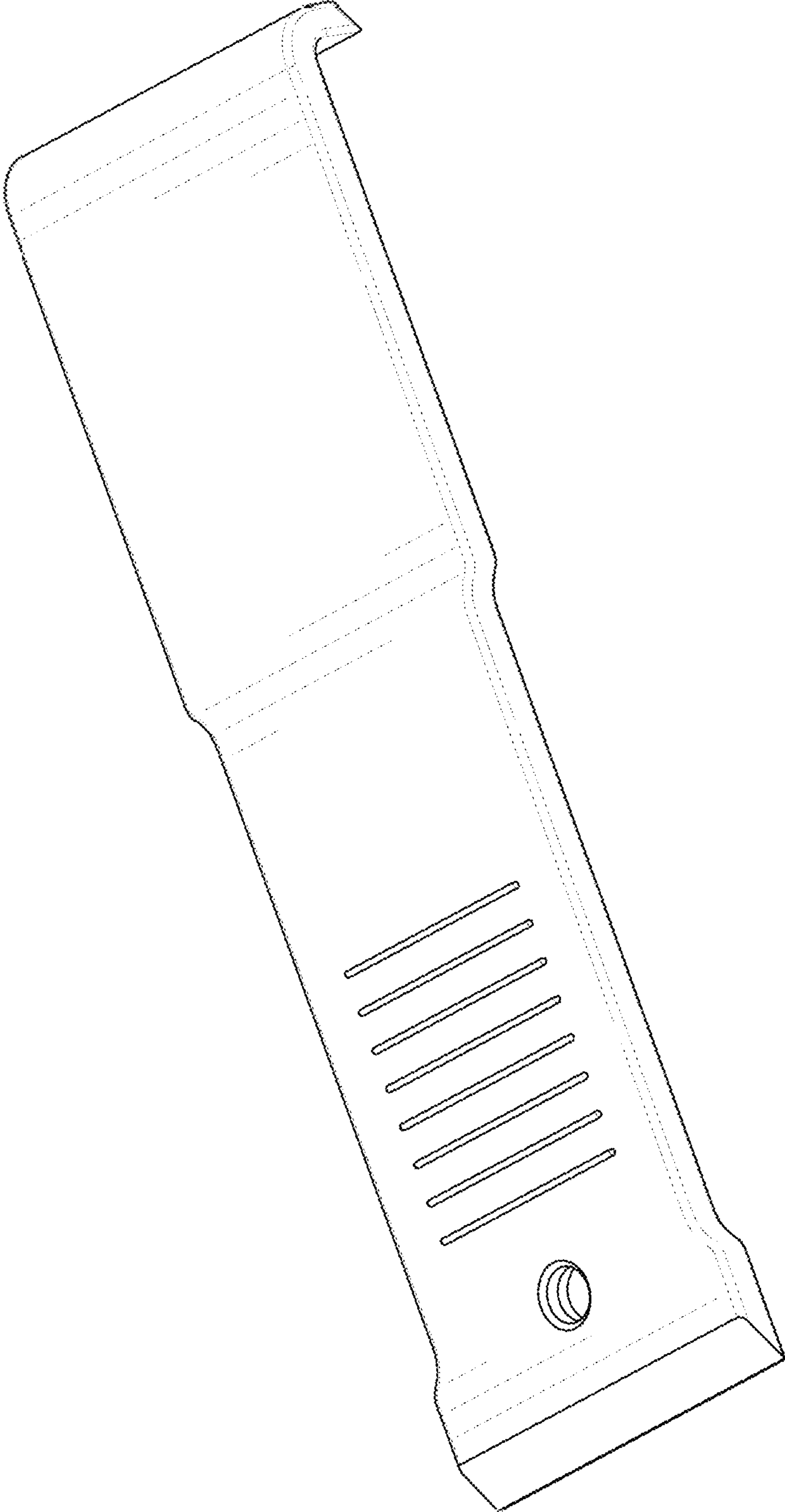


FIG. 2




FIG. 3




FIG. 4

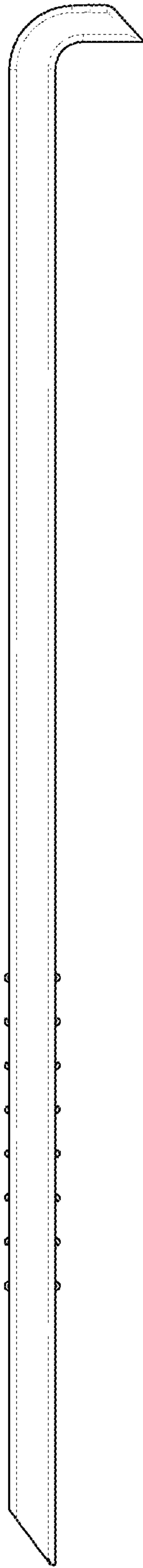


FIG. 5




FIG. 6




FIG. 7




FIG. 8