



US00D922843S

(12) **United States Design Patent**
Handley

(10) **Patent No.:** **US D922,843 S**

(45) **Date of Patent:** **** Jun. 22, 2021**

(54) **APPARATUS FOR HOLDING ELECTRONIC LOCK PARTS**

(71) Applicant: **James Handley**, Apopka, FL (US)

(72) Inventor: **James Handley**, Apopka, FL (US)

(73) Assignee: **Electronic Locksmith, Inc.**, Apopka, FL (US)

(**) Term: **15 Years**

(21) Appl. No.: **29/643,700**

(22) Filed: **Apr. 11, 2018**

(51) **LOC (13) Cl.** **08-05**

(52) **U.S. Cl.**
USPC **D8/71; D3/304**

(58) **Field of Classification Search**
USPC D8/71; D3/20, 26, 304-315; D19/65, D19/100
CPC B25H 5/00; B25H 1/04; B25H 3/00; A47B 13/00
See application file for complete search history.

(56) **References Cited**

U.S. PATENT DOCUMENTS

D307,500 S *	4/1990	Mullaly	D3/313
D331,942 S *	12/1992	Kirchner	D19/75
D358,710 S *	5/1995	Meyers	D3/310
D419,772 S *	2/2000	Williams	D3/201
D433,568 S *	11/2000	Willison	D3/310
D472,711 S *	4/2003	Chen	D3/313
D504,568 S *	5/2005	Willison	D3/310

D512,836 S *	12/2005	Marnell, II	D3/313
D660,086 S *	5/2012	Buchman	D7/553.2
D802,525 S *	11/2017	Mohr	D8/71
D850,108 S *	6/2019	Hsu	D3/313
D876,836 S *	3/2020	Stevens	D3/313
D887,488 S *	6/2020	Bakker	D19/77
10,723,015 B1 *	7/2020	Vallow	A47B 3/0815
D901,371 S *	11/2020	Besley	B65D 1/36 D12/415

* cited by examiner

Primary Examiner — Keli L Hill

Assistant Examiner — Harold E Blackwell, II

(74) *Attorney, Agent, or Firm* — Christopher M. Ramsey; GrayRobinson, P.A.

(57) **CLAIM**

The ornamental design of an apparatus for holding electronic lock parts, as shown and described.

DESCRIPTION

FIG. 1 is a top perspective view of an apparatus for holding electronic lock components.

FIG. 2 is a bottom perspective view thereof.

FIG. 3 is a front side perspective view thereof.

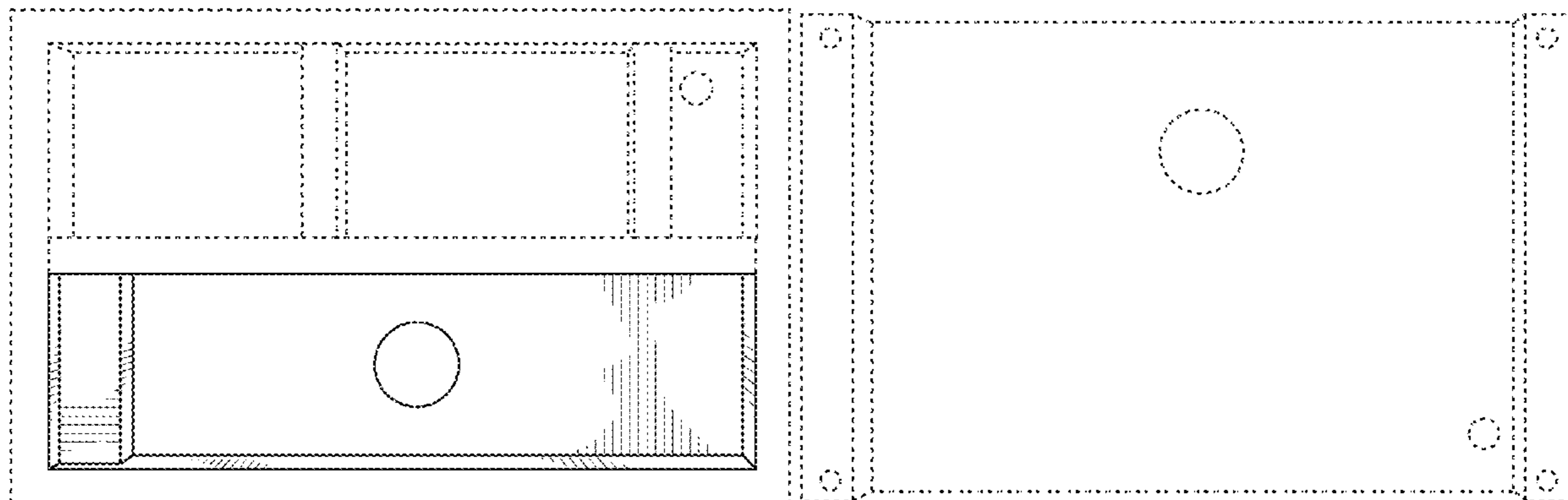
FIG. 4 is a back side perspective view thereof.

FIG. 5 is a right side view thereof; and,

FIG. 6 is a left side view thereof.

The broken lines illustrate portions of the apparatus for holding electronic lock parts which form no part of the claimed design.

1 Claim, 3 Drawing Sheets



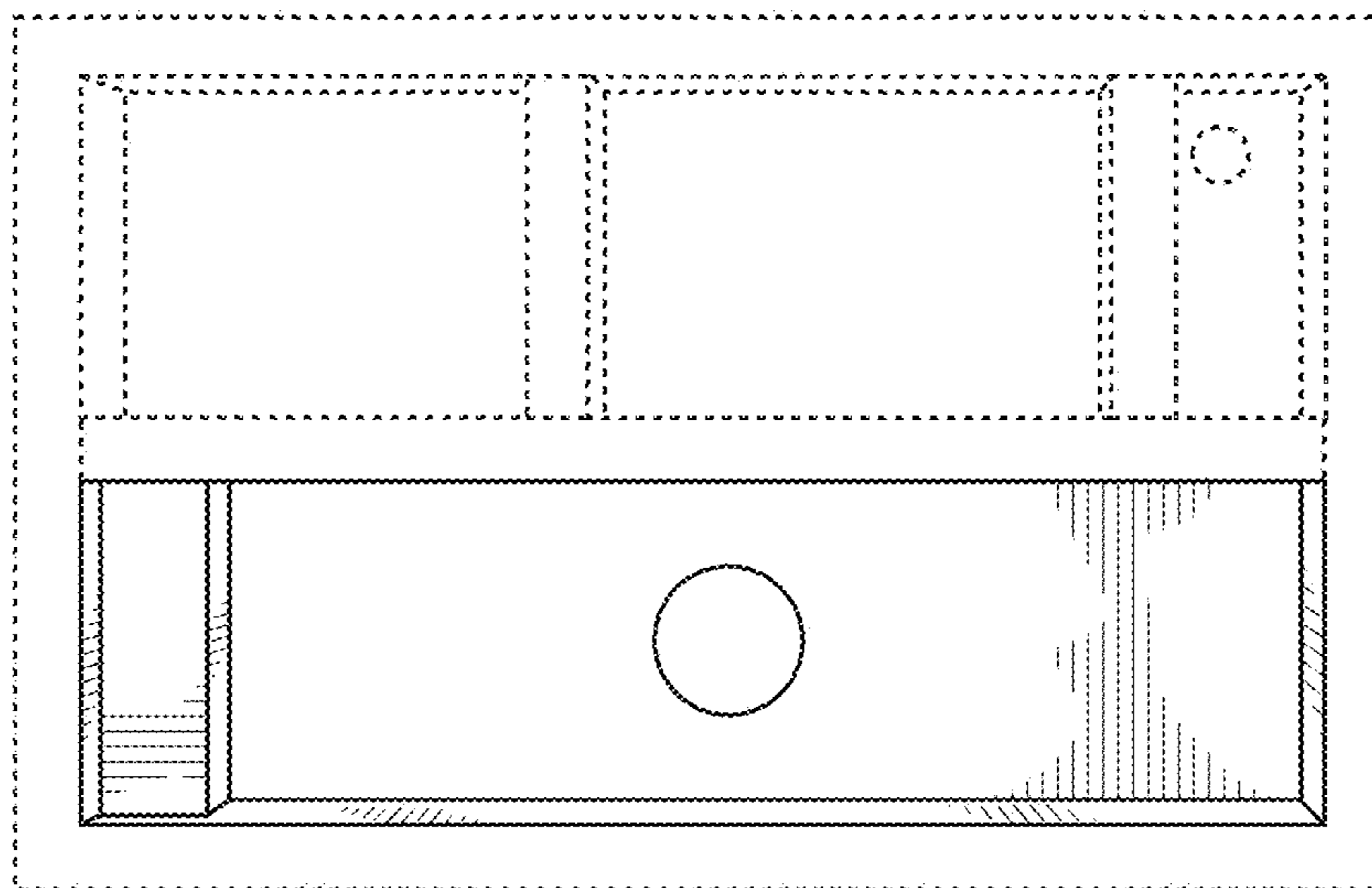


FIG. 1

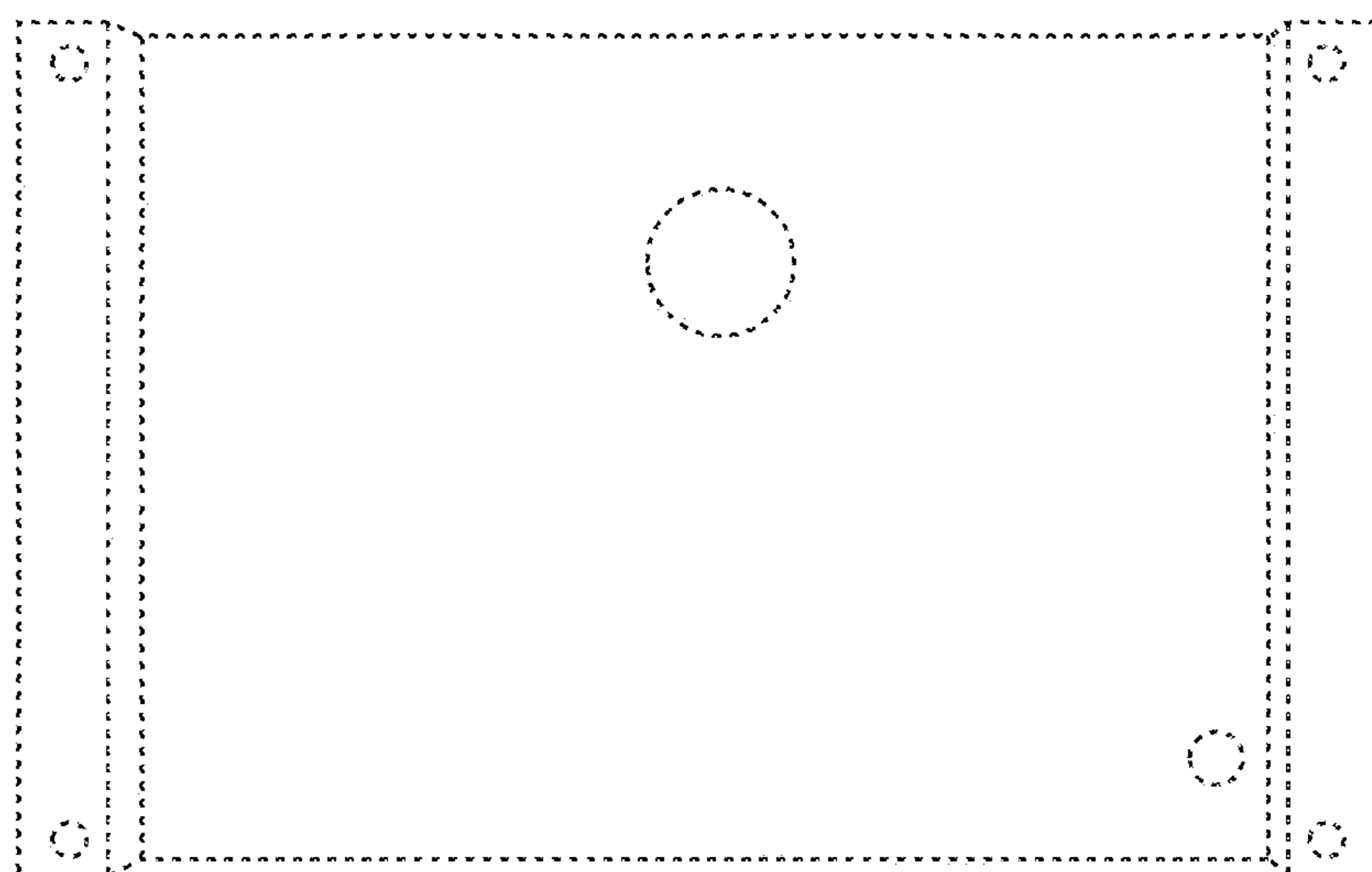


FIG. 2




FIG. 3

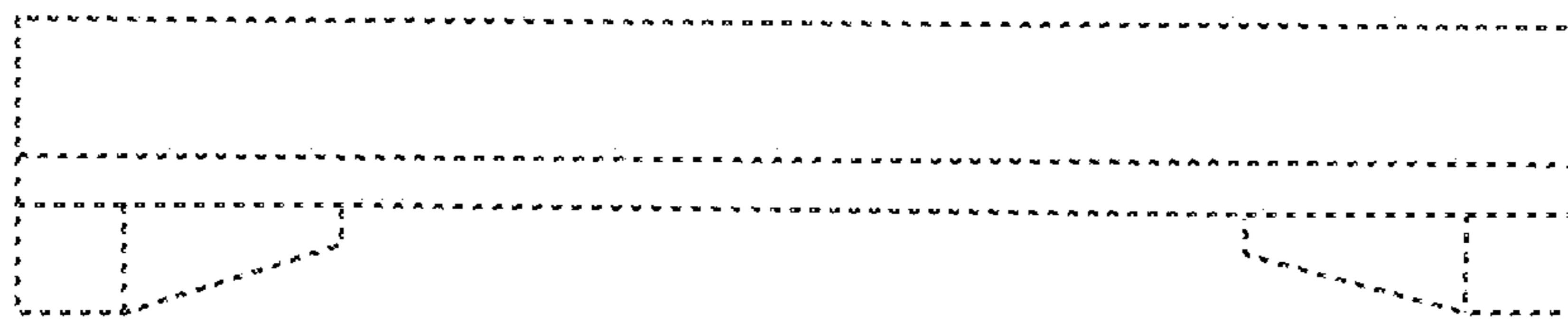


FIG. 4




FIG. 5




FIG. 6