



US00D922837S

(12) **United States Design Patent**
de Janosi

(10) **Patent No.:** **US D922,837 S**

(45) **Date of Patent:** **** Jun. 22, 2021**

- (54) **PERIMETER MARKER**
- (71) Applicant: **Alexander E. de Janosi**, Chappaqua, NY (US)
- (72) Inventor: **Alexander E. de Janosi**, Chappaqua, NY (US)
- (**) Term: **15 Years**
- (21) Appl. No.: **29/679,426**
- (22) Filed: **Feb. 6, 2019**
- (51) **LOC (13) Cl.** **08-01**
- (52) **U.S. Cl.**
USPC **D8/1; D21/840**
- (58) **Field of Classification Search**
USPC D8/1, 107, 154, 387, 391; D21/793, 840; D7/653, 658
CPC . E02D 27/00; E02D 5/801; E02D 2200/1671; G01C 15/04; F16B 19/02; A01K 1/04
See application file for complete search history.

- 5,590,474 A * 1/1997 Lamb B25B 27/16 29/271
- D447,025 S * 8/2001 Hughes B25B 27/16 D8/1
- D874,242 S * 2/2020 Meyer F16B 19/02 D8/107
- D891,205 S * 7/2020 Lutes E04G 17/14 D8/1
- D900,277 S * 10/2020 Albino B21J 15/44 D23/207
- 2009/0236492 A1 * 9/2009 Richason A47B 97/00 248/672

(56) **References Cited**

U.S. PATENT DOCUMENTS

- 439,778 A * 11/1890 Hinson F16B 19/02 278/65
- 2,314,582 A * 3/1943 Gerich B21J 15/44 407/1
- 2,358,089 A * 9/1944 Le Gere E04H 15/62 135/118
- 3,104,430 A * 9/1963 Badali F16B 19/02 403/13
- 4,944,476 A * 7/1990 Olson A01G 25/00 248/87
- 5,109,896 A * 5/1992 Tomes B27M 3/32 135/118
- D331,526 S * 12/1992 Miller D8/1

OTHER PUBLICATIONS

shop.snapon.com, 8½" Drift Pin Punch, undated online product page, retrieved Dec. 4, 2020 from <URL:https://shop.snapon.com/product/Drift-Pin-Punches/8-1-2%22-Drift-Pin-Punch/PPC908B> (Year: 2020).*

* cited by examiner

Primary Examiner — Sheryl Lane

Assistant Examiner — Calvin E Vansant

(74) *Attorney, Agent, or Firm* — Robert F. Zielinski

(57) **CLAIM**

The ornamental design for a perimeter marker, as shown and described.

DESCRIPTION

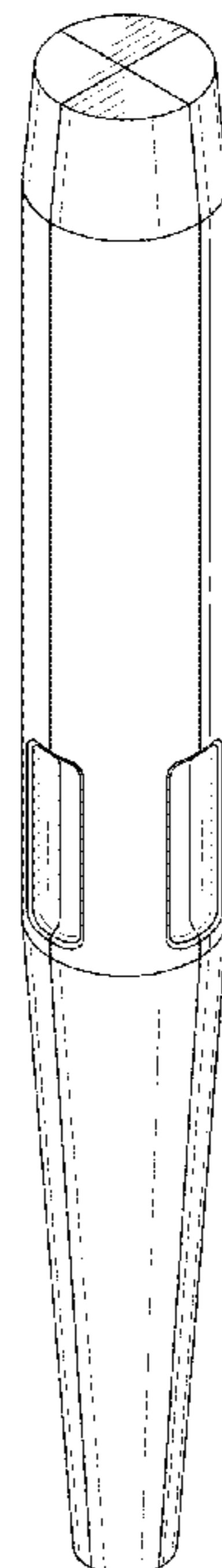
FIG. 1 is a top, front perspective view of a perimeter marker embodying present invention.

FIG. 2 is a front side elevational view thereof;

FIG. 3 is a top plan view thereof; and,

FIG. 4 is a bottom plan view thereof.

1 Claim, 3 Drawing Sheets



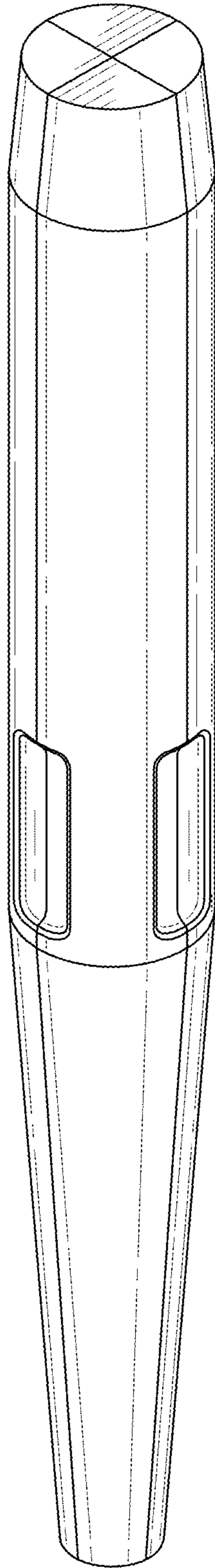


FIG. 1

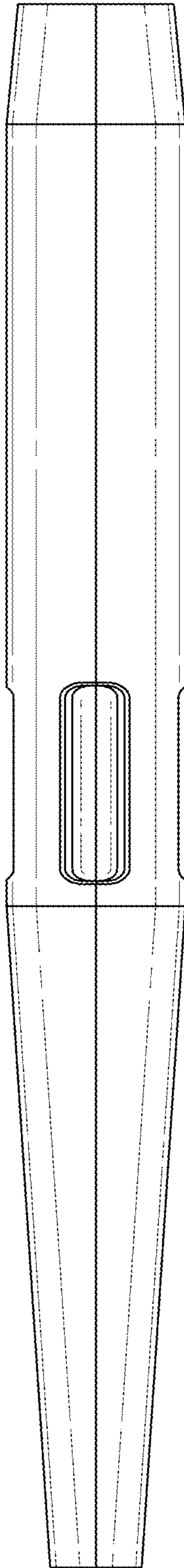


FIG. 2

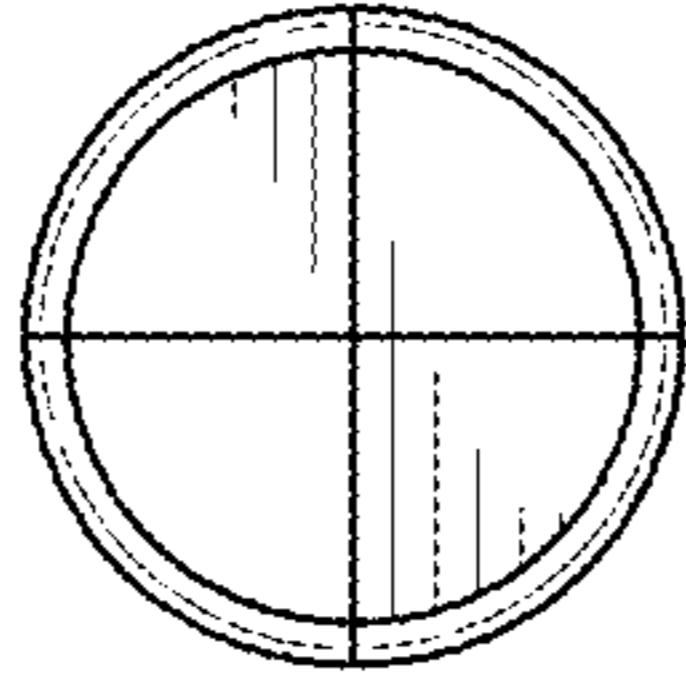


FIG. 3

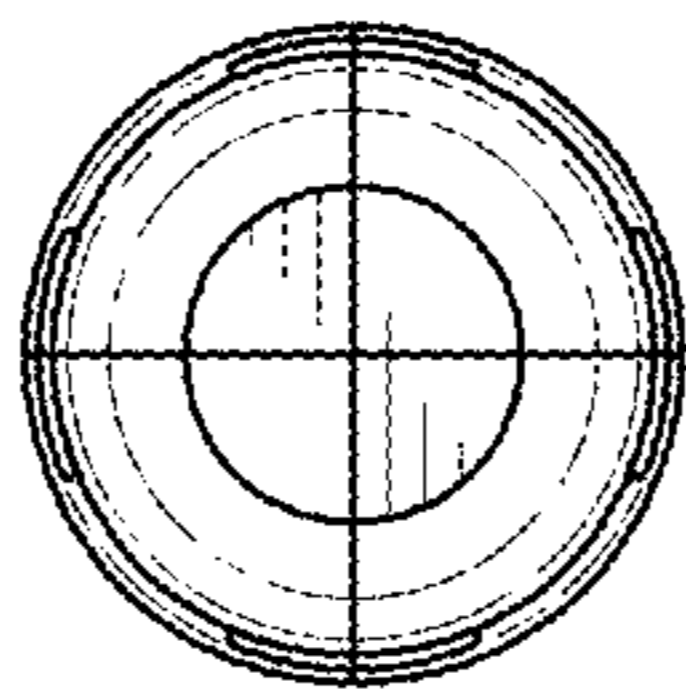


FIG. 4