



US00D922821S

(12) **United States Design Patent** (10) **Patent No.:** **US D922,821 S**
Dorion et al. (45) **Date of Patent:** **** Jun. 22, 2021**

(54) **ASSIST HANDLE**

A47J 37/042; A47J 37/06; A47J 37/0688;
A47J 37/1295; F24C 15/10; F24C 15/12;
F24C 15/14; F24C 15/16; F24C 15/168;
F24C 15/18

(71) Applicants: **Chris Dorion**, South Pittsburg, TN
(US); **Kelly Peterson**, South Pittsburg,
TN (US)

See application file for complete search history.

(72) Inventors: **Chris Dorion**, South Pittsburg, TN
(US); **Kelly Peterson**, South Pittsburg,
TN (US)

(56) **References Cited**

U.S. PATENT DOCUMENTS

(73) Assignee: **Lodge Manufacturing Company**,
South Pittsburg, TN (US)

D477,180	S	*	7/2003	Burton	D7/394
D494,808	S	*	8/2004	Thomkins	D7/394
D496,555	S	*	9/2004	Rommelfanger	D7/360
D503,307	S	*	3/2005	Thomkins	D7/394
D536,924	S	*	2/2007	Levy	D7/393
D537,294	S	*	2/2007	Levy	D7/393
D548,518	S	*	8/2007	Rae	D7/394
D548,519	S	*	8/2007	Rae	D7/394
D565,890	S	*	4/2008	Bunting	D7/394
D567,580	S	*	4/2008	Rae	D7/394

(Continued)

(**) Term: **15 Years**

(21) Appl. No.: **29/695,404**

Primary Examiner — Catherine S Posthauer

(22) Filed: **Jun. 19, 2019**

(51) **LOC (13) Cl.** **07-99**

(74) *Attorney, Agent, or Firm* — Miller & Martin PLLC;
Stephen J. Stark

(52) **U.S. Cl.**
USPC **D7/394**

(58) **Field of Classification Search**
USPC D6/523, 546, 550, 518-522, 566, 683;
D34/35, 39; D23/303; D30/133;
D4/122, 125, 199; D32/3, 25, 39;
D8/300, 303, 315; D15/79, 85, 89;
D21/523, 524, 525; D3/304, 306, 315;
D9/434, 435, 456, 455; D7/323, 328,
D7/330, 332, 335-337, 354, 355,
D7/359-364, 387, 390, 393, 394, 395,
D7/402, 407, 408, 409, 381, 383
CPC .. B65F 1/125; B65F 1/06; B65F 1/068; B65F
1/141; B65F 1/1646; B65F 1/16; B65F
2210/1026; B65F 2210/13; B65F
2210/132; B65F 2210/146; B65F
2210/181; B65F 2210/136; A45F
2005/025; A45F 2005/027; A47K
2010/3253; A47K 2010/3233; A47K
10/22; A47K 10/3836; A47K 10/16;
A47K 10/3812; A01K 5/00; A21B 2/00;
A21B 3/00; A21B 3/13; A21B 3/15;
A23N 12/08; A23N 12/10; A47J 27/04;
A47J 37/04; A47J 37/041; A47J 37/00;

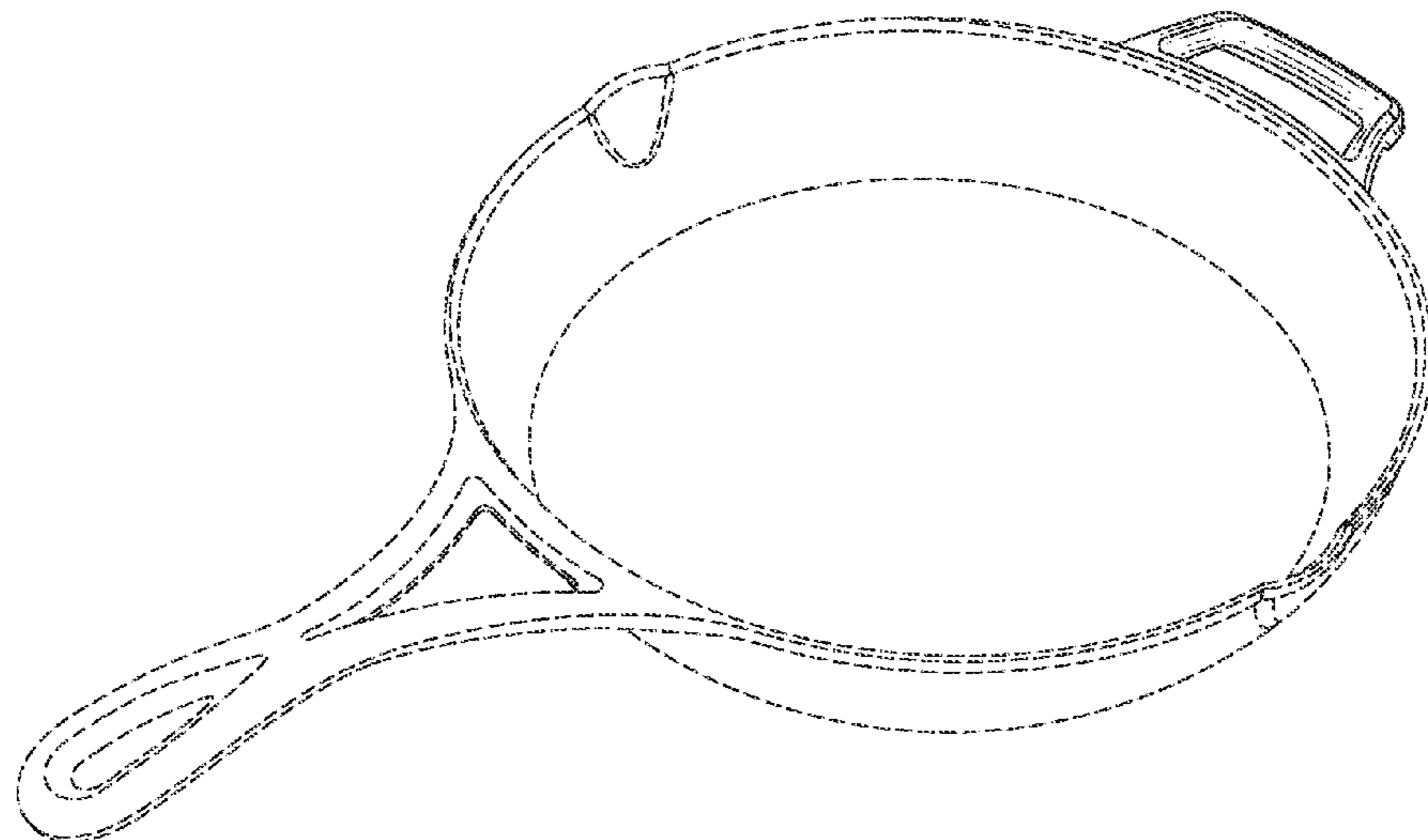
(57) **CLAIM**

The ornamental design for an assist handle, as is shown and described herein.

DESCRIPTION

FIG. 1 is a perspective view of an Assist Handle, showing our new design, in a position of use with exemplary environmental subject matter;
FIG. 2 is a top plan view thereof;
FIG. 3 is a left side elevational view thereof;
FIG. 4 is a right side elevational view thereof;
FIG. 5 is a rear elevational view thereof;
FIG. 6 is a front elevational view thereof; and,
FIG. 7 is a bottom plan view thereof.
The broken lines are shown for the purpose of illustrating both environmental subject matter as well as parts of the article. None of the broken lines form part of the claim.

1 Claim, 7 Drawing Sheets



(56)

References Cited

U.S. PATENT DOCUMENTS

D576,446	S	*	9/2008	Rae	D7/394
D578,346	S	*	10/2008	Rae	D7/394
D584,105	S	*	1/2009	Moulin Robson	D7/394
D617,137	S	*	6/2010	Tetreault	D7/394
D642,427	S	*	8/2011	Rae	D7/394
D642,428	S	*	8/2011	Rae	D7/394
D644,482	S	*	9/2011	Groll	D7/394
D658,000	S	*	4/2012	Cheng	D7/394
D664,805	S	*	8/2012	Rae	D7/394
D666,867	S	*	9/2012	Rae	D7/394
D667,685	S	*	9/2012	Rae	D7/394
D693,634	S	*	11/2013	Lee	D7/394
D702,080	S	*	4/2014	Lee	D7/394
D704,000	S	*	5/2014	Clabots	D7/394
D704,988	S	*	5/2014	Rae	D7/394
D704,992	S	*	5/2014	Rae	D7/394
D704,993	S	*	5/2014	Rae	D7/394
D704,994	S	*	5/2014	Clabots	D7/394
D704,995	S	*	5/2014	Rae	D7/394
D705,596	S	*	5/2014	Rae	D7/394
D706,077	S	*	6/2014	Wright	D7/394
D709,321	S	*	7/2014	Rae	D7/394
D728,994	S	*	5/2015	Barberi	D7/394
D728,996	S	*	5/2015	Barberi	D7/394
D728,998	S	*	5/2015	Barberi	D7/394
D740,602	S	*	10/2015	Barberi	D7/394
D740,603	S	*	10/2015	Barberi	D7/394
D749,355	S	*	2/2016	Steiner	D7/394
D812,967	S	*	3/2018	Narvaez Lopez	D7/394
D814,859	S	*	4/2018	Kastner	D7/394
D852,575	S	*	7/2019	Jamison	D7/394

* cited by examiner

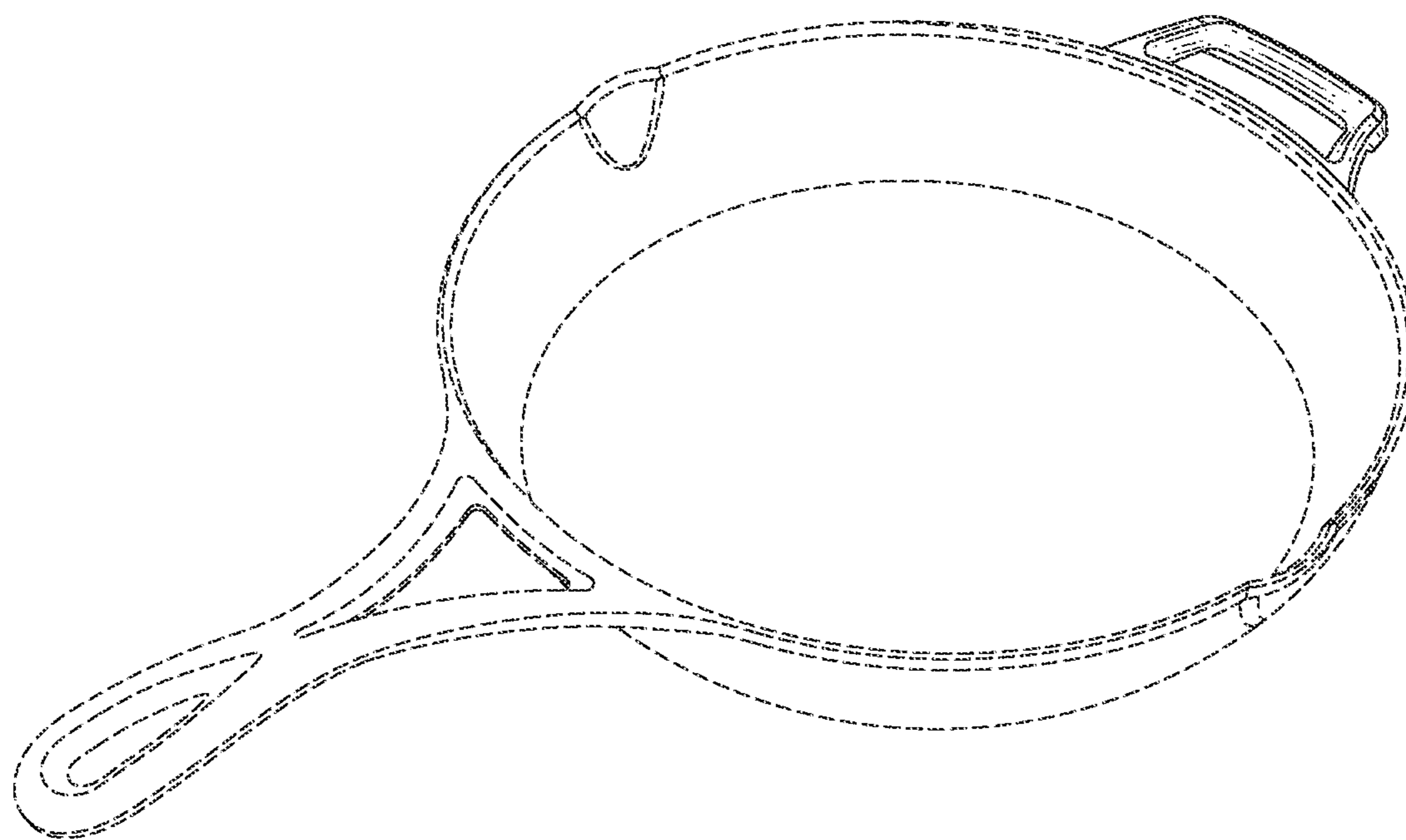


FIG. 1




FIG. 2




FIG. 3




FIG. 4




FIG. 5

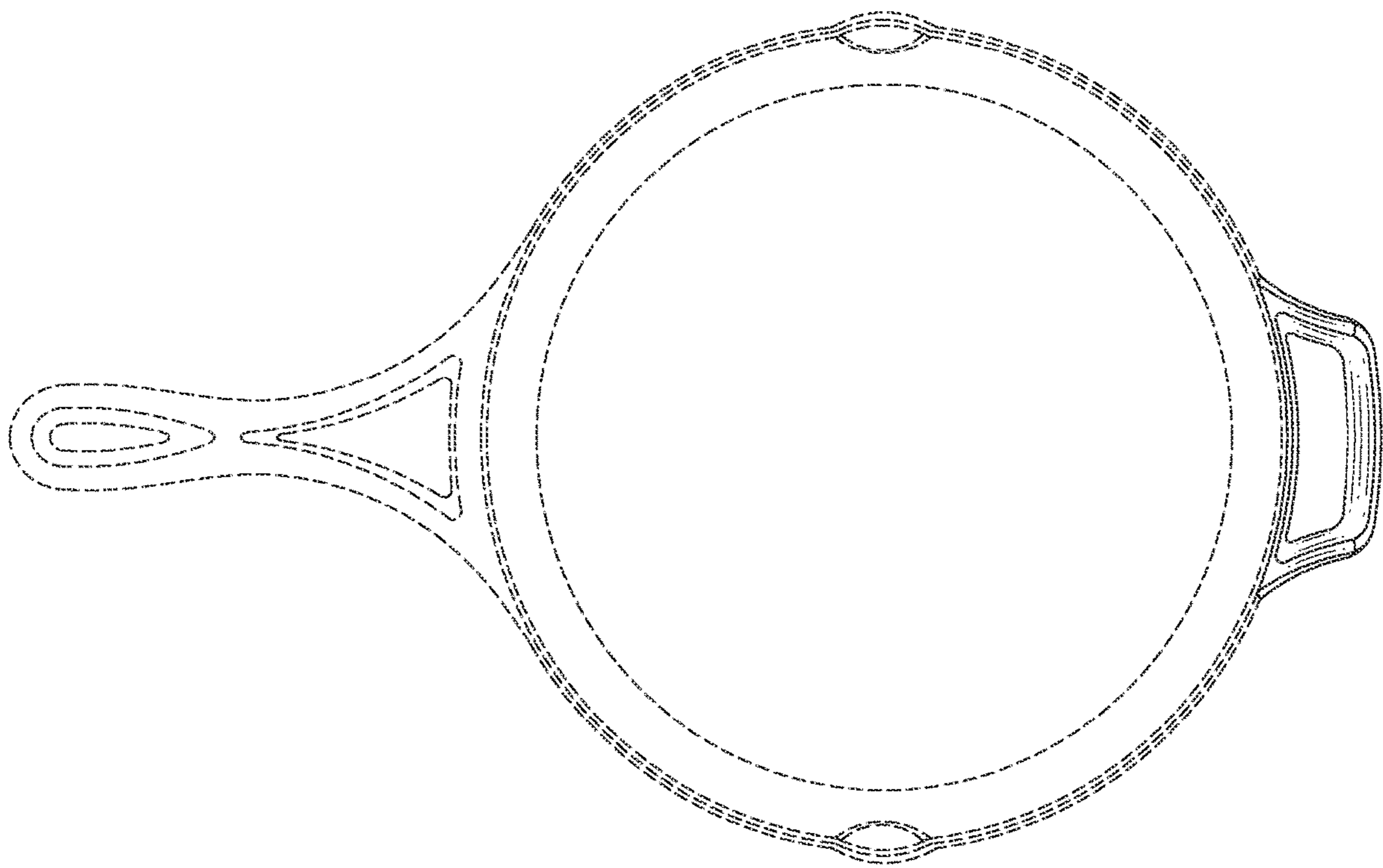


FIG. 6

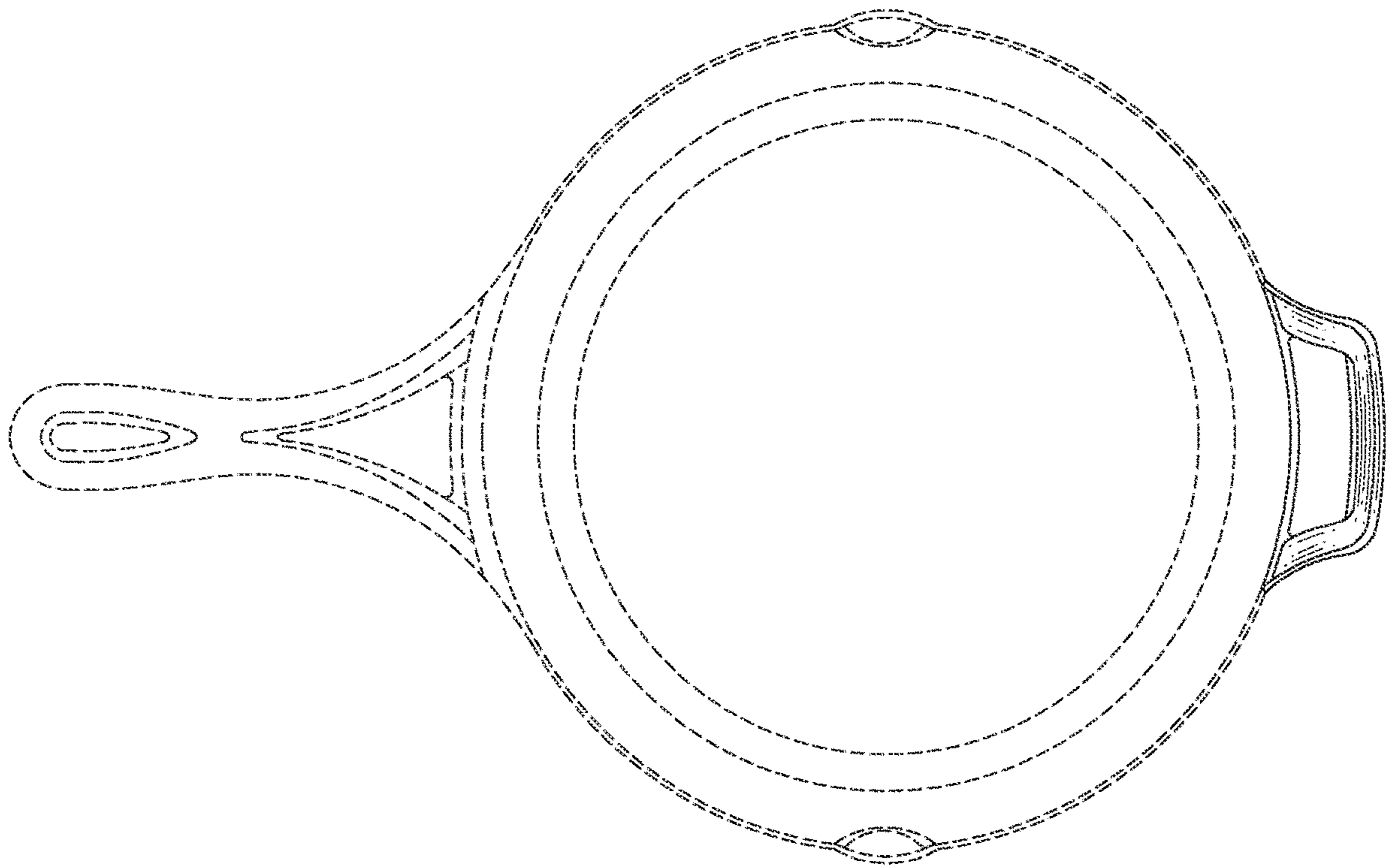


FIG. 7