



US00D922808S

(12) **United States Design Patent** (10) **Patent No.:** **US D922,808 S**  
**Lin** (45) **Date of Patent:** **\*\* Jun. 22, 2021**

(54) **STORAGE SHELVES**  
(71) Applicant: **Gaoqun Lin**, Hangzhou (CN)  
(72) Inventor: **Gaoqun Lin**, Hangzhou (CN)  
(\*\*) Term: **15 Years**  
(21) Appl. No.: **29/765,108**  
(22) Filed: **Jan. 6, 2021**  
(51) **LOC (13) Cl.** ..... **06-06**  
(52) **U.S. Cl.**  
USPC ..... **D6/675.1**  
(58) **Field of Classification Search**  
USPC ..... D6/672, 675, 675.1, 675.2, 675.3, 675.4,  
D6/675.5  
CPC ..... A47F 1/00; A47F 5/0018; A47F 5/0043;  
A47B 96/00; A47B 96/02; A47B 47/00;  
A47B 47/021  
See application file for complete search history.

(56) **References Cited**  
**U.S. PATENT DOCUMENTS**  
3,039,621 A \* 6/1962 Pilcher ..... A47B 57/485  
108/107  
D233,294 S \* 10/1974 Goulder ..... D6/675.3  
5,409,122 A \* 4/1995 Lazarus ..... A47B 47/021  
108/147.14  
D363,841 S \* 11/1995 Nourse ..... D6/675.1  
5,628,256 A \* 5/1997 Lazarus ..... A47B 47/0083  
108/110  
5,833,084 A \* 11/1998 Chang ..... A47B 55/02  
211/187

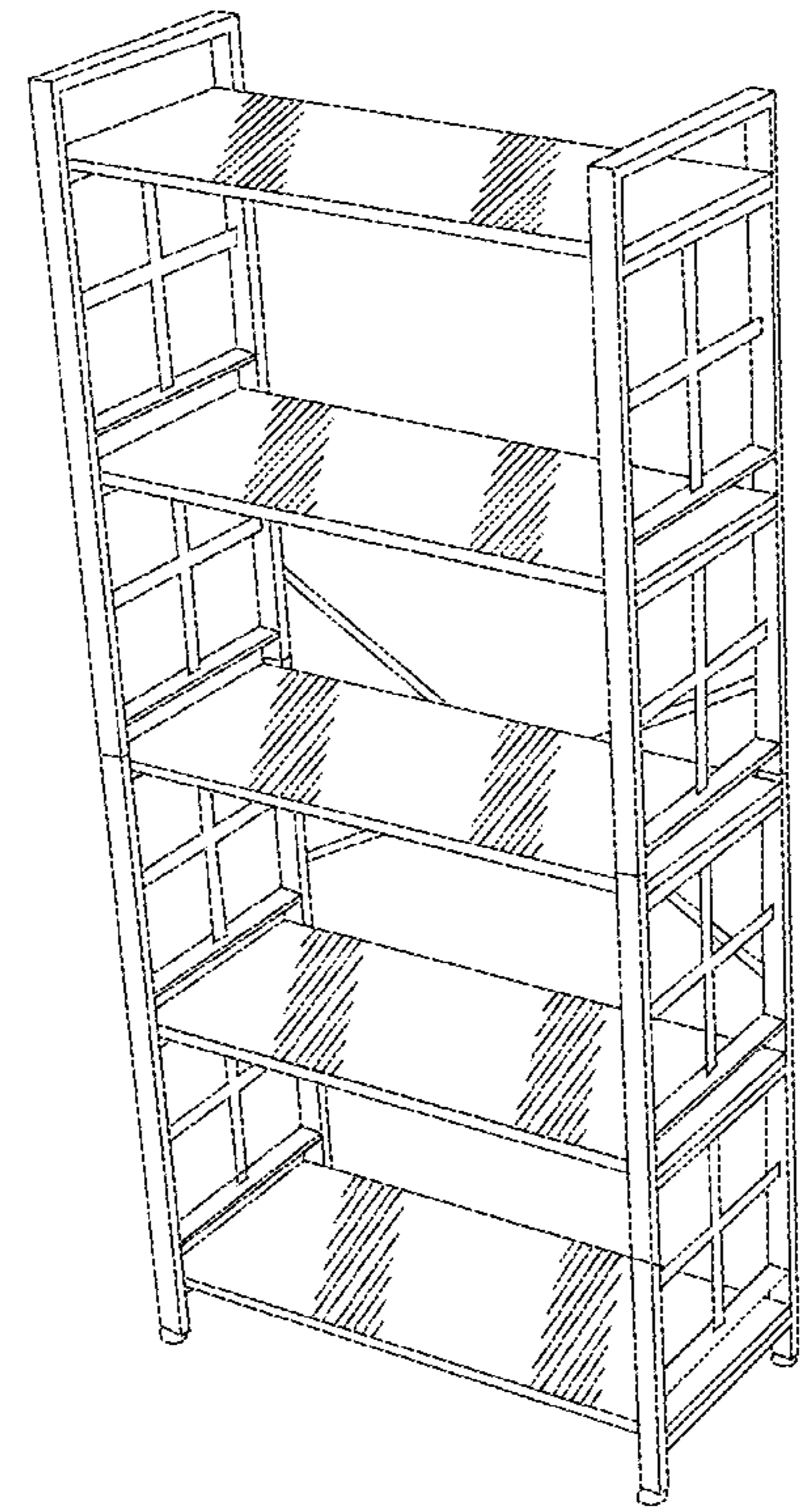
D448,209 S 9/2001 Sadler  
D455,916 S \* 4/2002 Fluhner ..... D6/675.1  
D477,160 S \* 7/2003 Grosfillex ..... D6/675.1  
D479,925 S \* 9/2003 Hsieh ..... D6/675.1  
D499,583 S \* 12/2004 Anderson ..... D6/675.1  
D723,843 S \* 3/2015 Lai ..... D6/675.1  
9,167,896 B1 \* 10/2015 Wu ..... A47B 57/40  
9,717,330 B2 \* 8/2017 Reinhart ..... A47B 47/047  
D856,042 S \* 8/2019 Davis ..... D6/675.3  
D856,043 S \* 8/2019 Davis ..... D6/675.3  
D878,116 S \* 3/2020 Davis ..... D6/675.1  
D882,993 S \* 5/2020 Li ..... D6/675.1

\* cited by examiner  
*Primary Examiner* — Kelley A Donnelly  
(74) *Attorney, Agent, or Firm* — Zhihua Han; Wen IP  
LLC

(57) **CLAIM**  
The ornamental design for storage shelves, as shown and  
described.

**DESCRIPTION**  
FIG. 1 is a perspective view of a storage shelves, showing  
my new design;  
FIG. 2 is a front elevation view thereof;  
FIG. 3 is a rear elevation view thereof;  
FIG. 4 is a left side elevation view thereof;  
FIG. 5 is a right side elevation view thereof;  
FIG. 6 is a top plan view thereof; and,  
FIG. 7 is a bottom plan view thereof.  
The broken lines in the drawings depict unclaimed portion  
of the storage shelves only and form no part of the claimed  
design.

**1 Claim, 7 Drawing Sheets**






FIG. 1

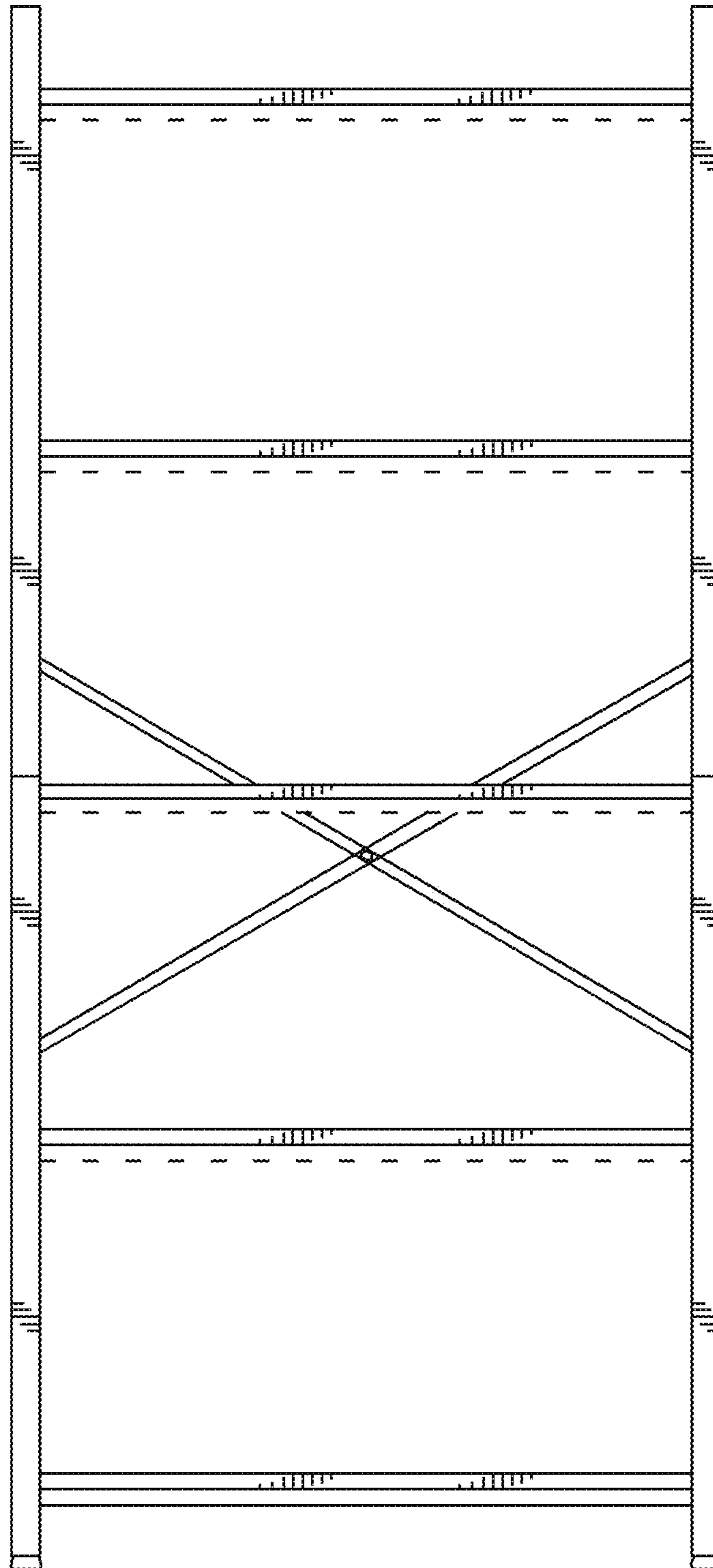


FIG. 2

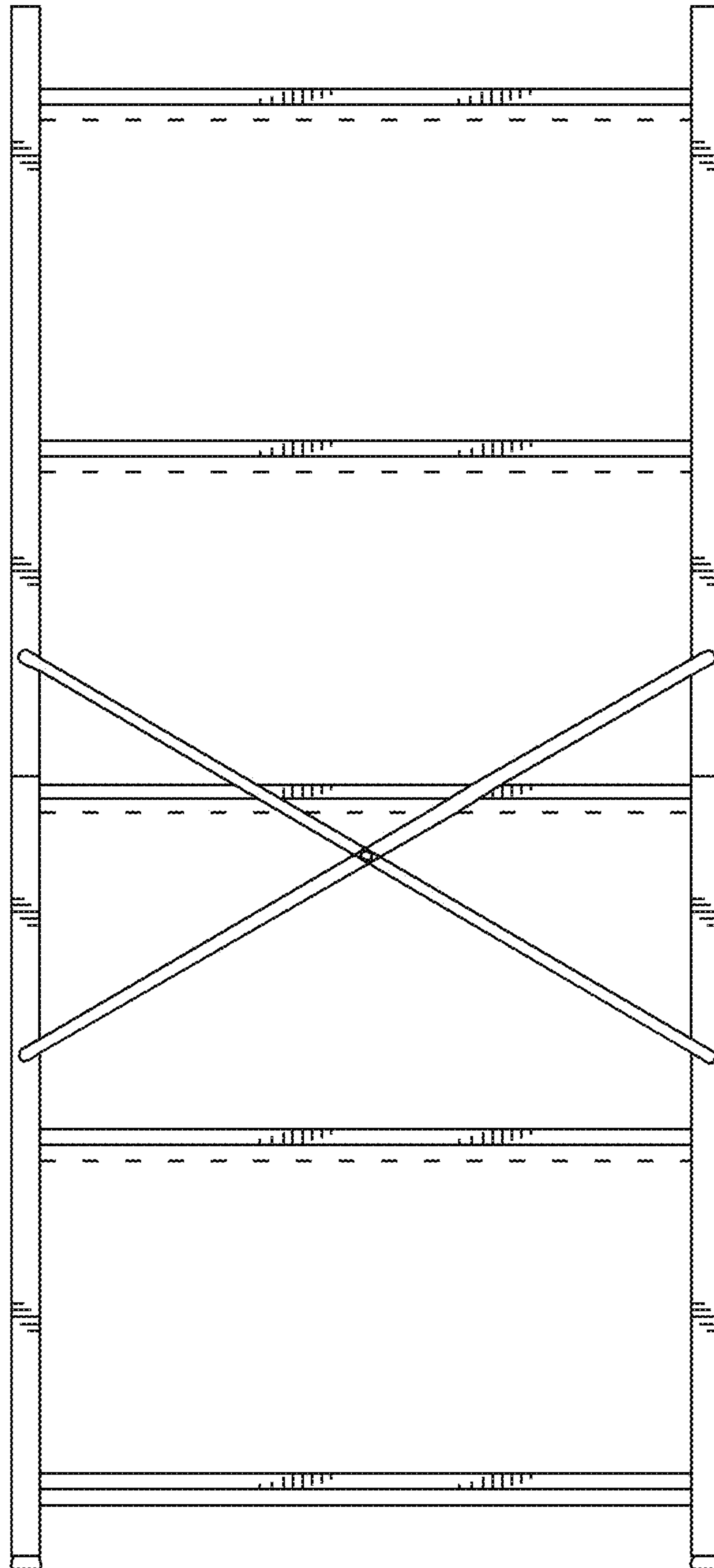


FIG. 3

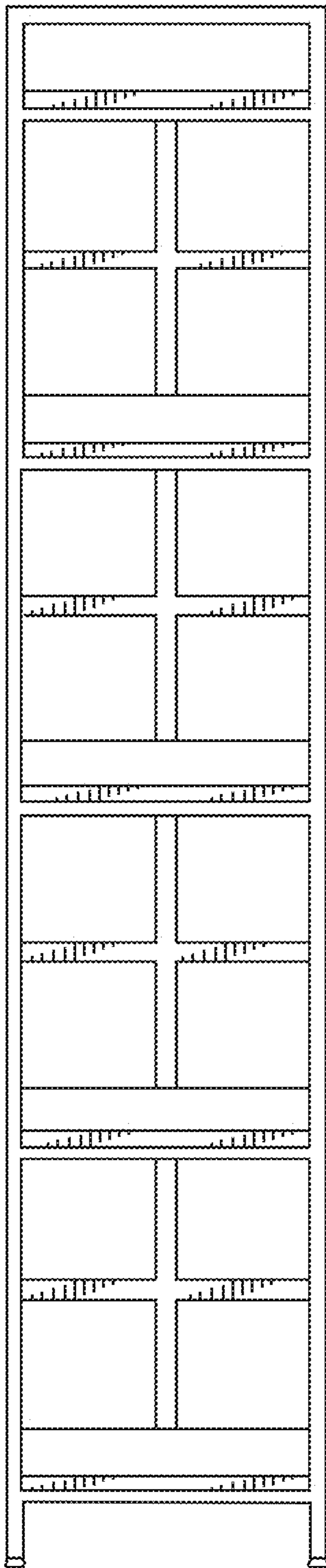


FIG. 4

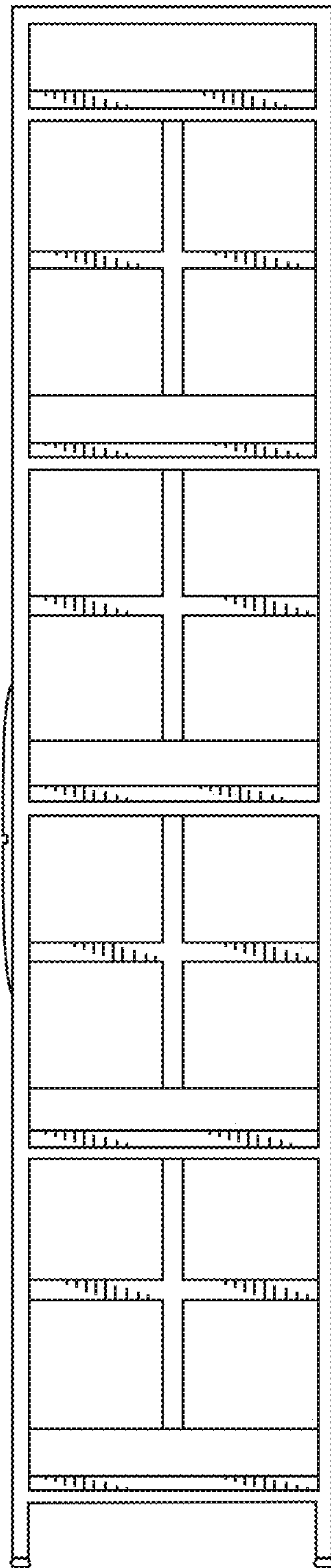


FIG. 5

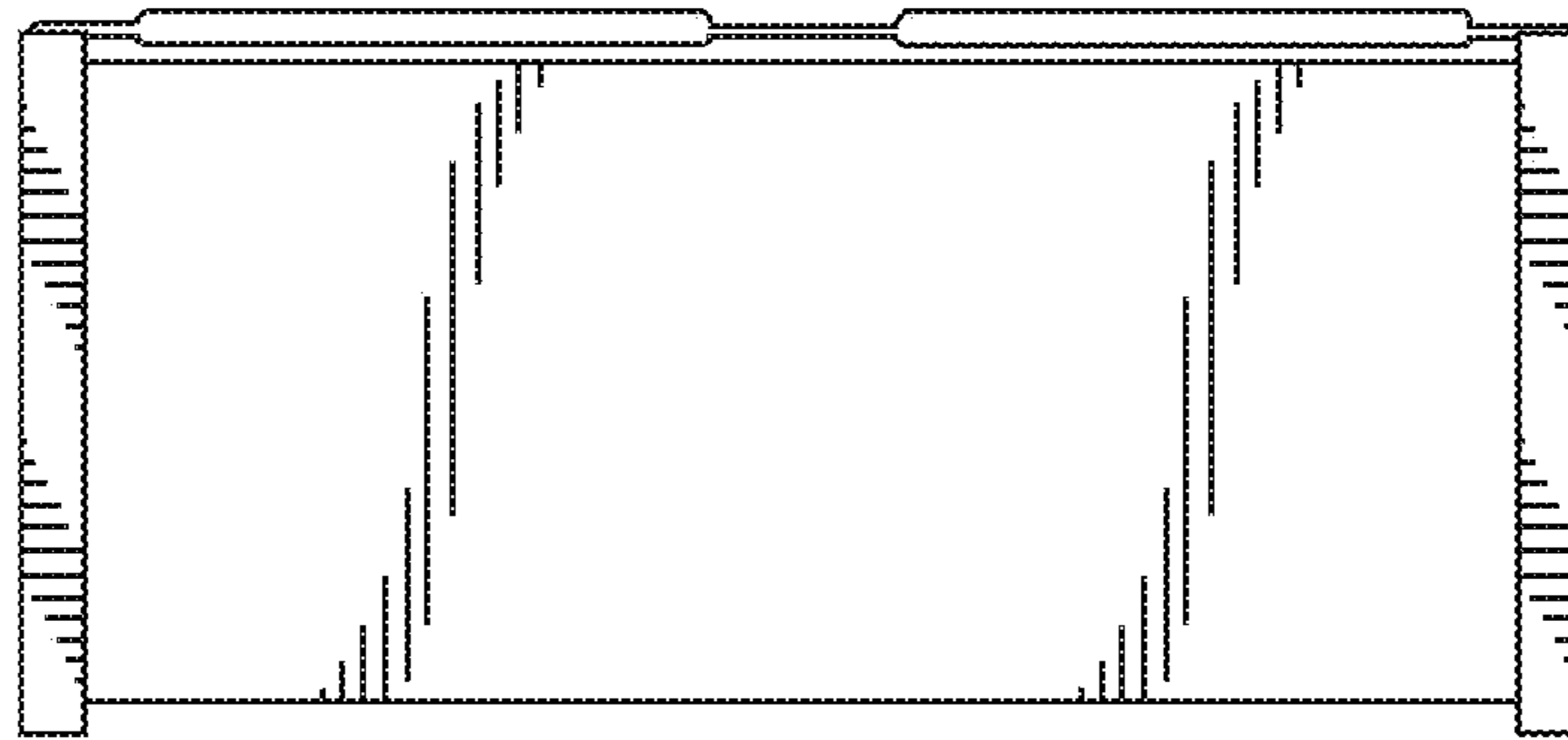


FIG. 6

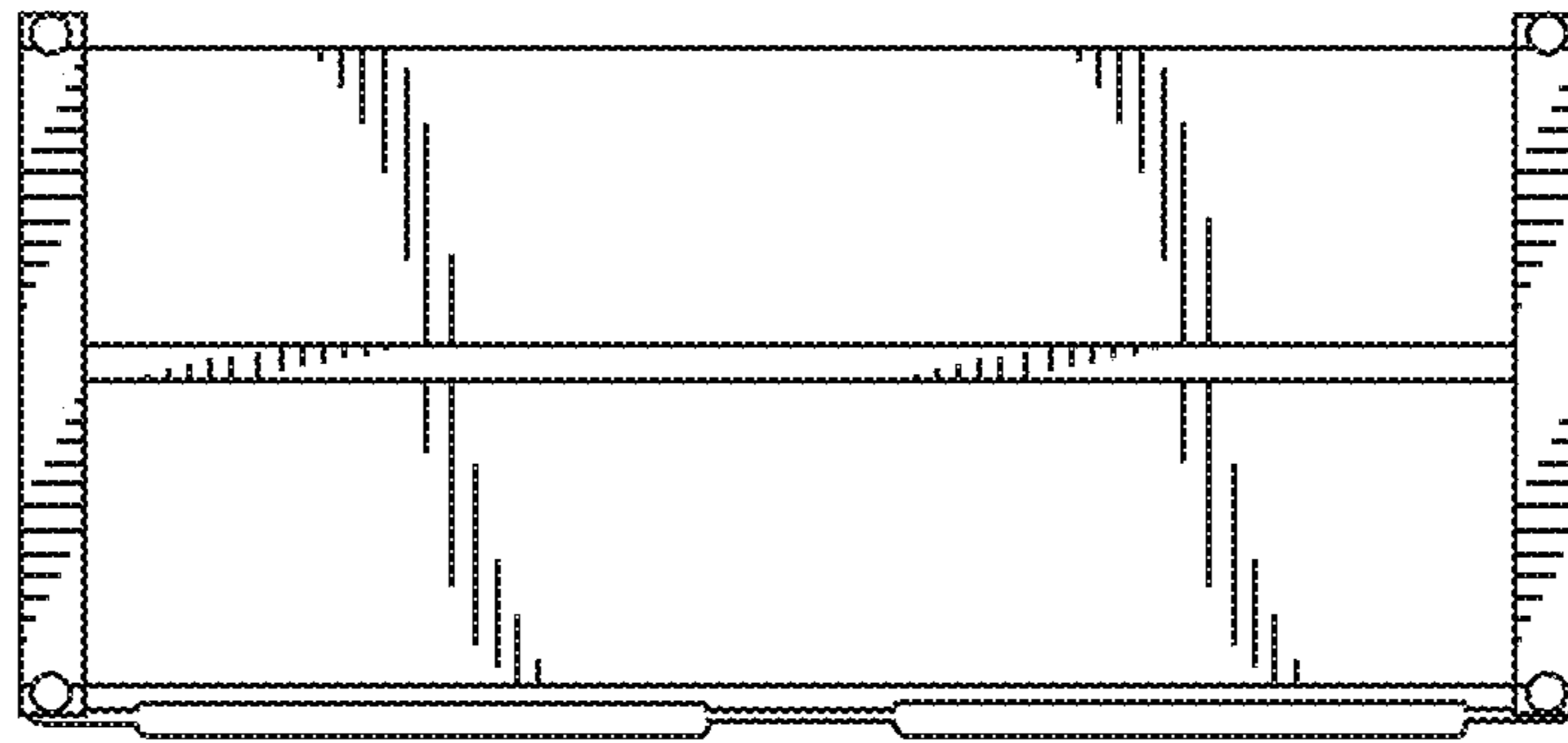


FIG. 7