



US00D922800S

(12) **United States Design Patent**
Reister

(10) **Patent No.:** **US D922,800 S**
(45) **Date of Patent:** **** Jun. 22, 2021**

(54) **COMBINED DRESSER VALET AND CHARGING STATION**

(71) Applicant: **The Modern Gentleman, Inc.**, Plano, TX (US)

(72) Inventor: **Richard James Reister**, Plano, TX (US)

(73) Assignee: **THE MODERN GENTLEMAN, INC.**, Plano, TX (US)

(**) Term: **15 Years**

(21) Appl. No.: **29/704,545**

(22) Filed: **Sep. 5, 2019**

(51) **LOC (13) Cl.** **13-02**

(52) **U.S. Cl.**
USPC **D6/662; D13/108**

(58) **Field of Classification Search**
USPC D13/103, 107-110, 118-119, 184, 199; D14/251, 253, 432, 434; D6/662, 662.1, D6/667, 663, 671; D3/295-297
CPC .. H02J 50/00; H02J 50/10; H02J 50/12; H02J 50/80; H02J 7/025; H02J 7/005; H02J 7/0026; H02J 7/0042; H02J 7/0044; H02J 7/0045; H02J 7/0013; H02J 7/0003; H02J 50/402; A47F 3/043; A47F 3/063; A47F 7/03; A47B 88/969; A45C 11/16
See application file for complete search history.

(56) **References Cited**

U.S. PATENT DOCUMENTS

2,564,122 A * 8/1951 Mele A45C 11/16
312/204
2,697,537 A 12/1954 Wetherell
2,738,250 A 3/1956 Mele et al.
(Continued)

OTHER PUBLICATIONS

“Homde Dresser Valet Organizer”, on amazon.com, First available Sep. 11, 2019. Retrieved from the internet on May 7, 2021.

<https://www.amazon.com/Homde-Organizer-Smartphone-Sunglasses-Accessories/dp/B07XQZTVZ4/ref=sr_1_2?dchild=1&keywords=dresser+valet&qid=1620437679&sr=8-2> (Year: 2019).*

(Continued)

Primary Examiner — Rosemary K Tarcza
(74) *Attorney, Agent, or Firm* — Slater Matsil, LLP

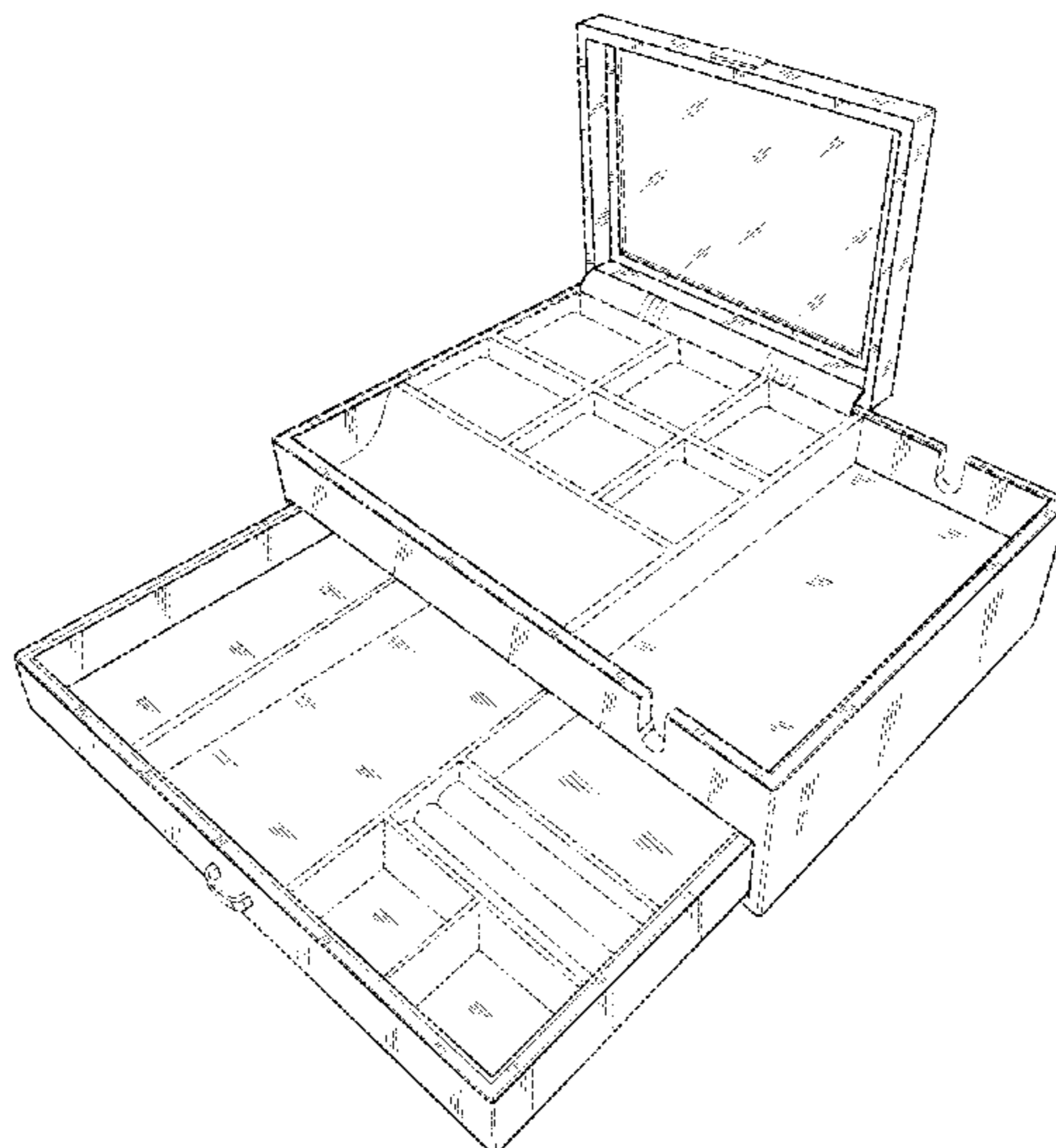
(57) **CLAIM**

The ornamental design for a combined dresser valet and charging station, as shown and described.

DESCRIPTION

FIG. 1 is a perspective view of a combined dresser valet and charging station showing the new design, open position according to a first embodiment;
FIG. 2 is a perspective view, closed position of the combined dresser valet and charging station of FIG. 1;
FIG. 3 is a front perspective view, open position of the combined dresser valet and charging station of FIG. 1;
FIG. 4 is a front perspective, closed position of the combined dresser valet and charging station of FIG. 1;
FIG. 5 is a right side elevational view, open position of the combined dresser valet and charging station of FIG. 1;
FIG. 6 is a top plan view, open position of the combined dresser valet and charging station of FIG. 1;
FIG. 7 is a back side elevational view, closed position of the combined dresser valet and charging station of FIG. 1;
FIG. 8 is a bottom plan view, closed position of the combined dresser valet and charging station of FIG. 1; and,
FIG. 9 is a left side elevational view, open position of the combined dresser valet and charging station of FIG. 1.
The broken-line disclosure of elements is understood to represent portions of the article in which the design is embodied, but which form no part of the claimed design. The present disclosure also covers the mirror image of the design as illustrated in the Figures.

1 Claim, 8 Drawing Sheets



(56)

References Cited

U.S. PATENT DOCUMENTS

2,755,154 A * 7/1956 Mele A45C 11/16
312/274
5,692,605 A * 12/1997 Lai A45C 11/16
206/566
D396,004 S 7/1998 Srinual
D417,783 S * 12/1999 Wolf D3/275
6,045,202 A * 4/2000 Simon A45C 11/16
312/107
D475,197 S * 6/2003 Stoddard D3/284
D485,067 S * 1/2004 Wolf D3/291
D485,682 S * 1/2004 Wolf D3/291
D587,495 S * 3/2009 Levinger D3/295
D676,259 S 2/2013 Lu
D757,434 S * 5/2016 Beilman D3/284
D805,815 S * 12/2017 Leonorovitz D6/667
D835,436 S * 12/2018 Reister D6/662
D878,113 S * 3/2020 Leonorovitz D6/667

OTHER PUBLICATIONS

Amazon, "Lifomenz Co Men Accessories Organizer Catchall Tray with Removable Charging Station Organizer, Mens Jewelry Box Organizer with Drawer, Mens Valet Tray Nightstand Dresser Organizer", <https://www.amazon.com/dp/B07P7HPFVP>, May 2019, 1 page.

* cited by examiner

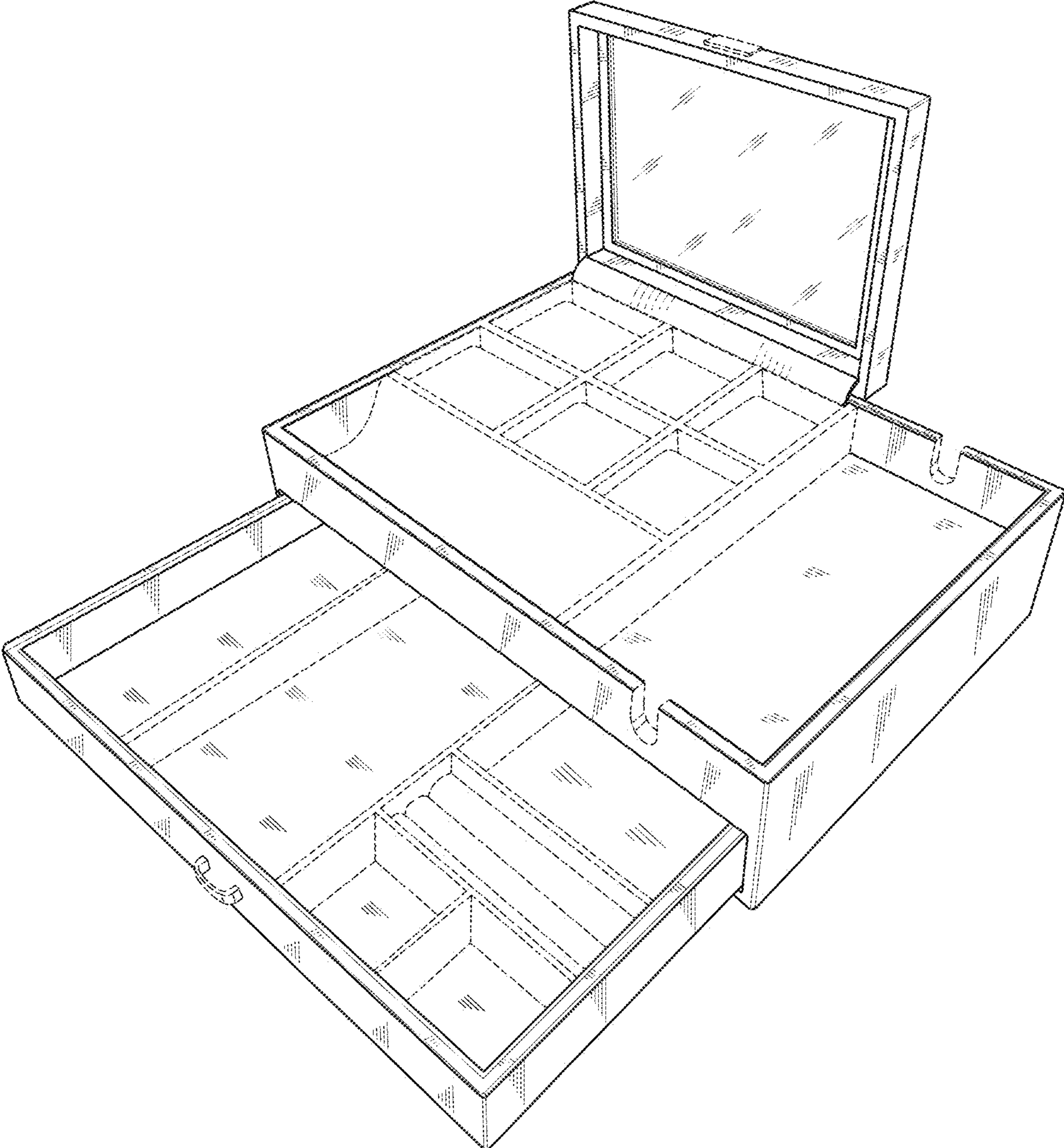


FIG. 1

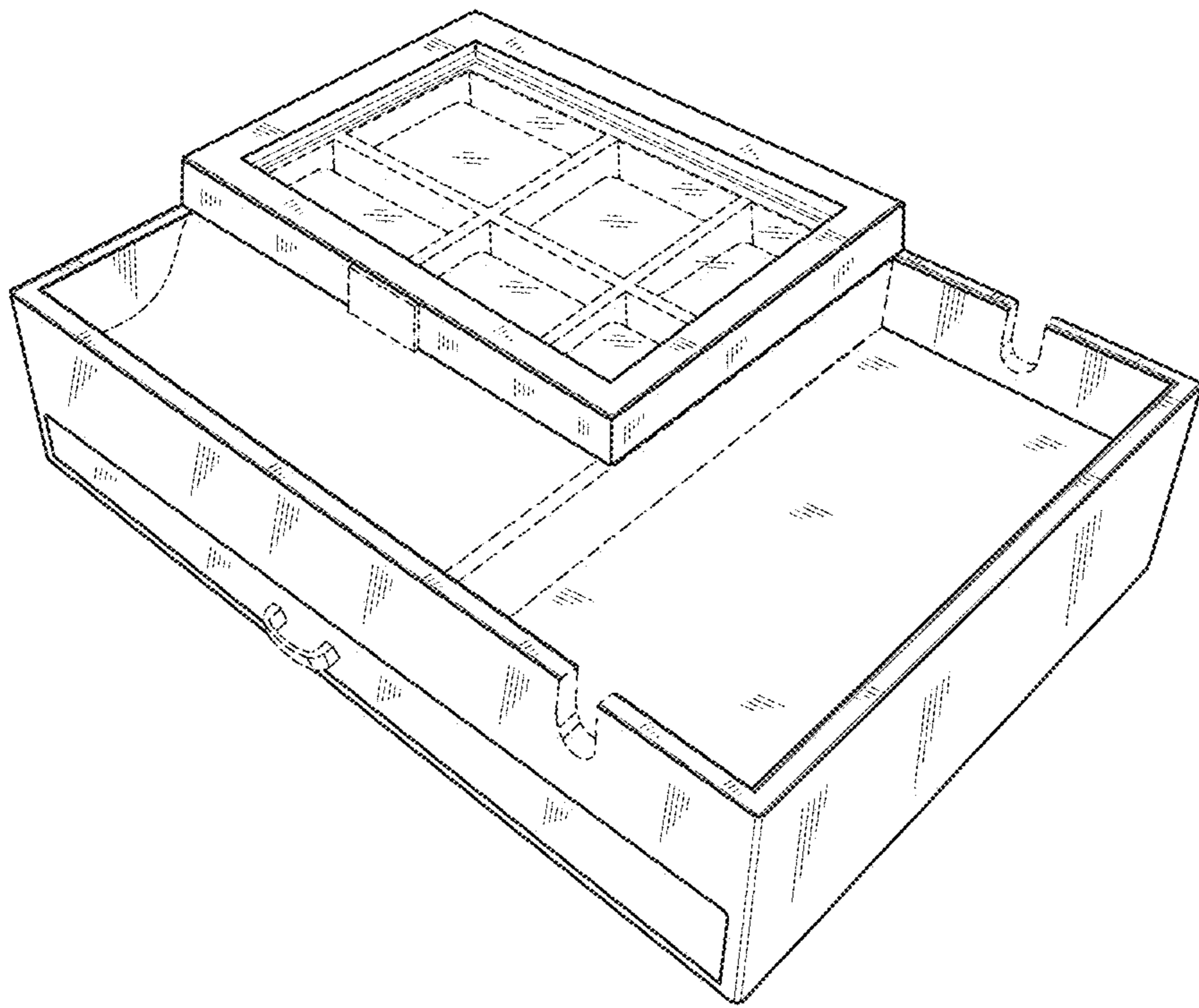


FIG. 2

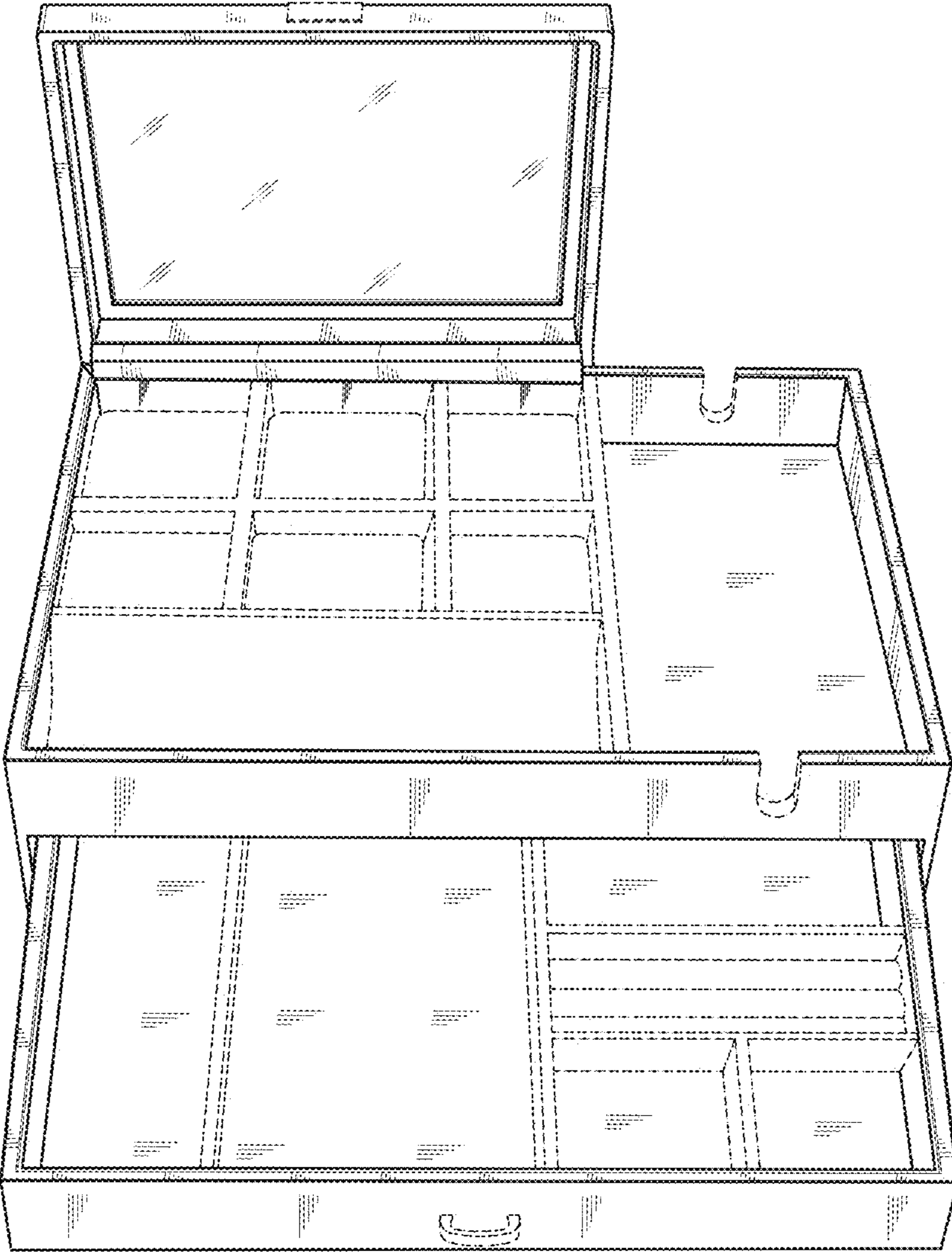


FIG. 3

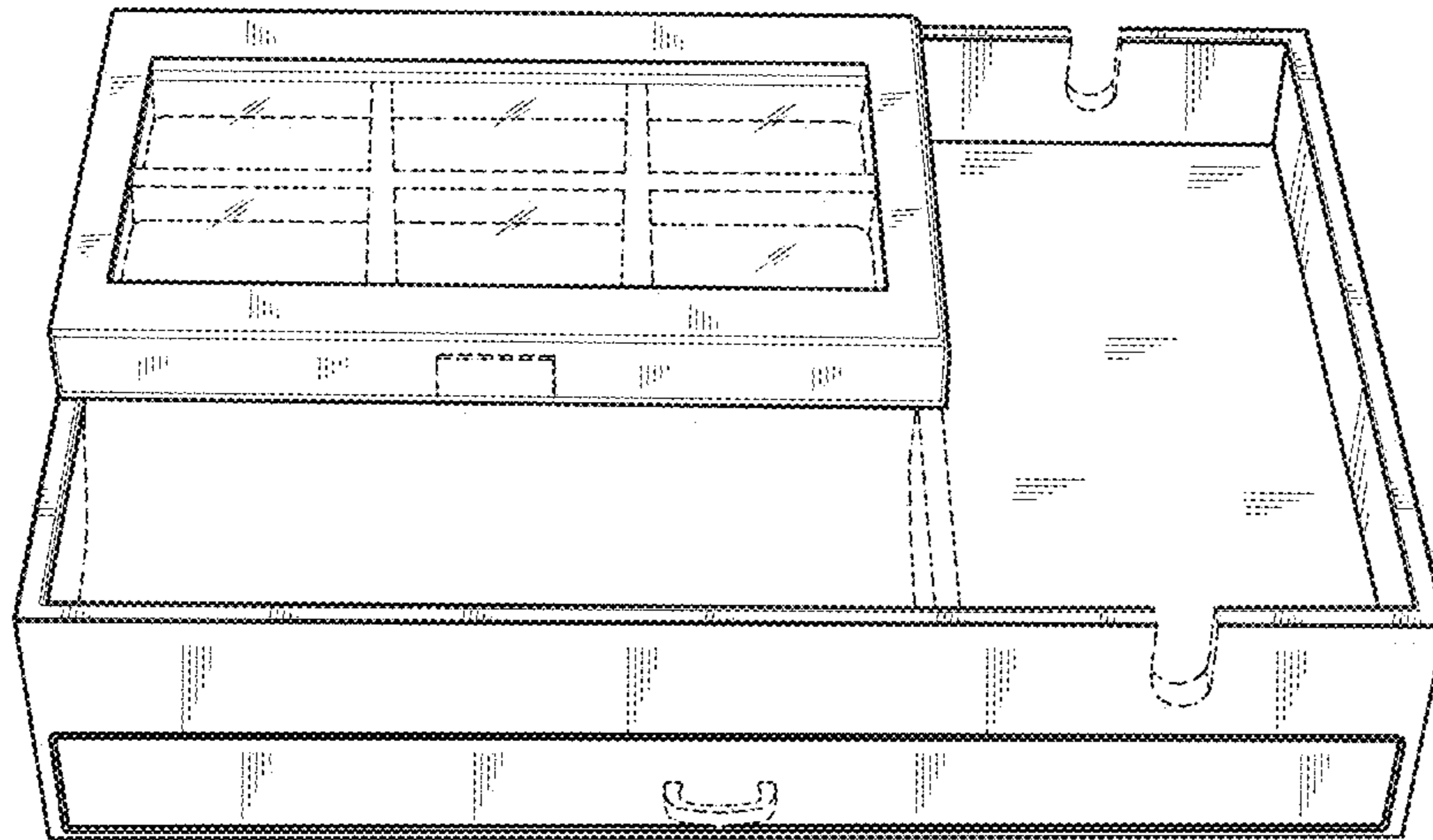


FIG. 4

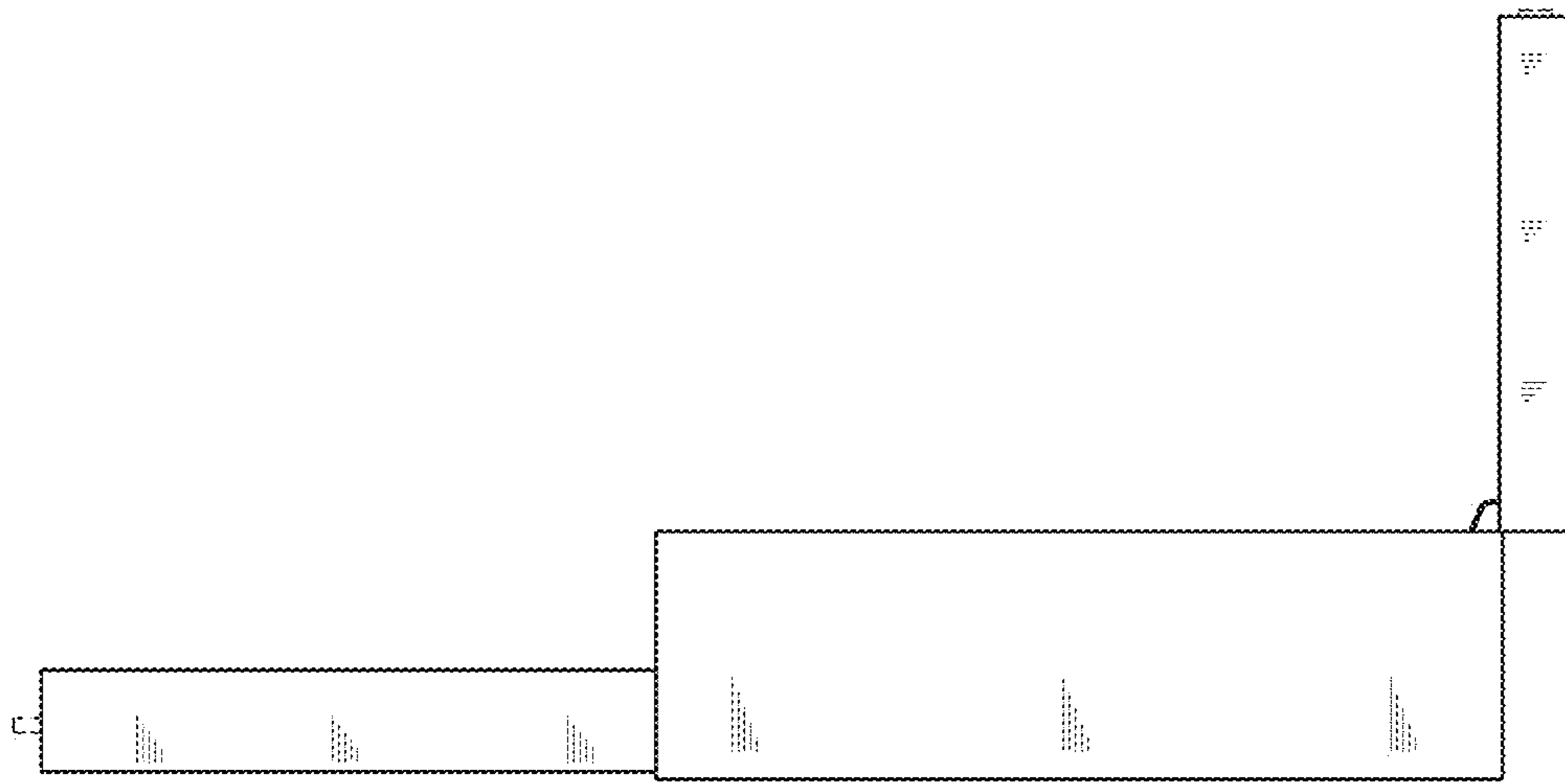


FIG. 5

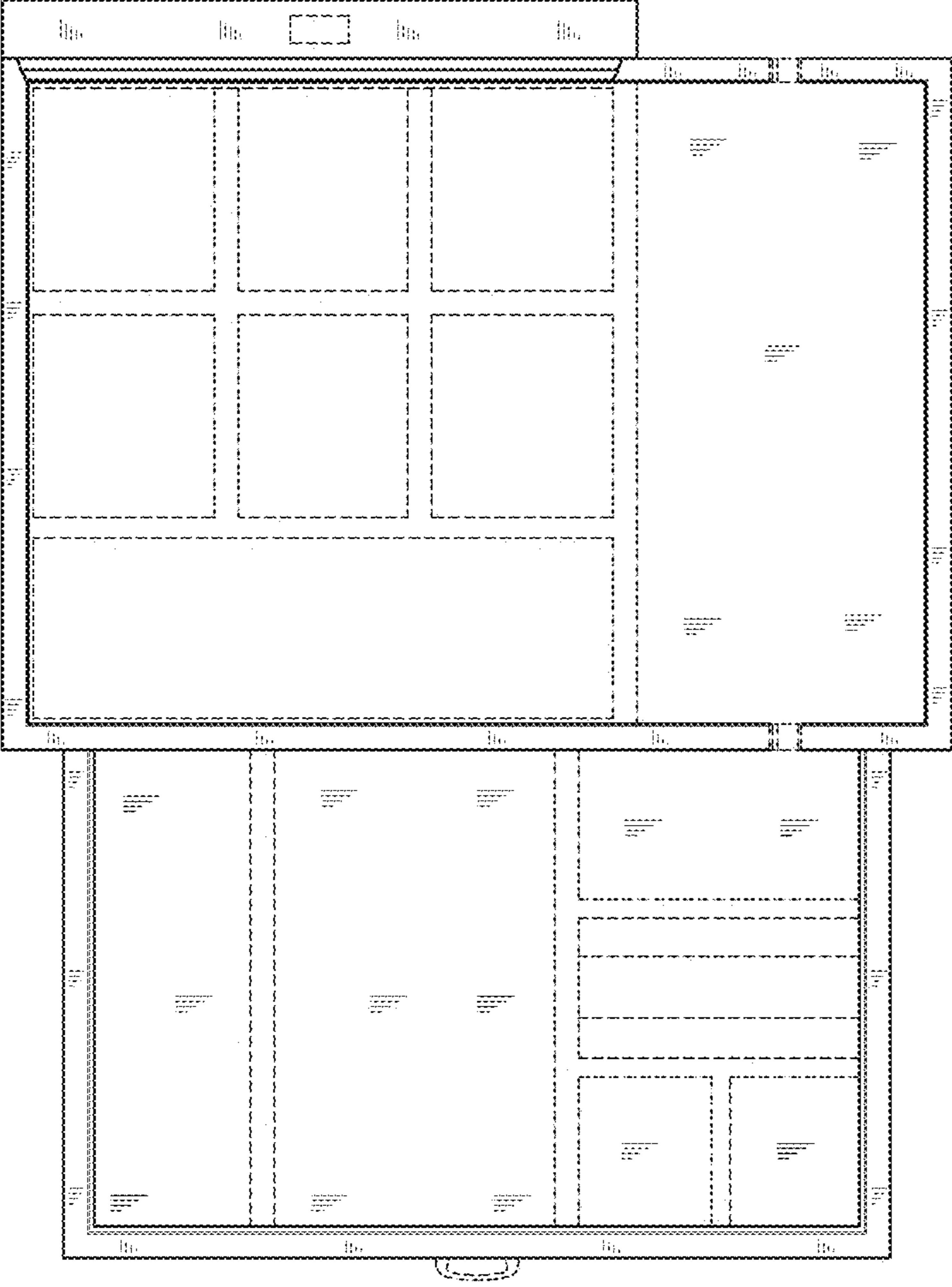


FIG. 6

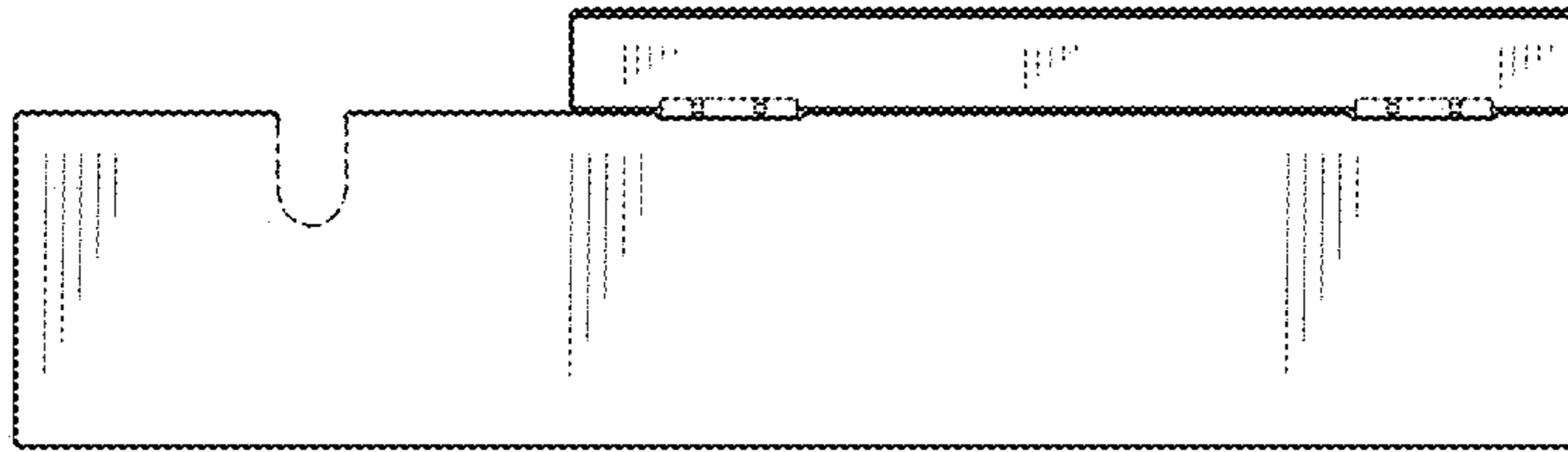


FIG. 7




FIG. 8

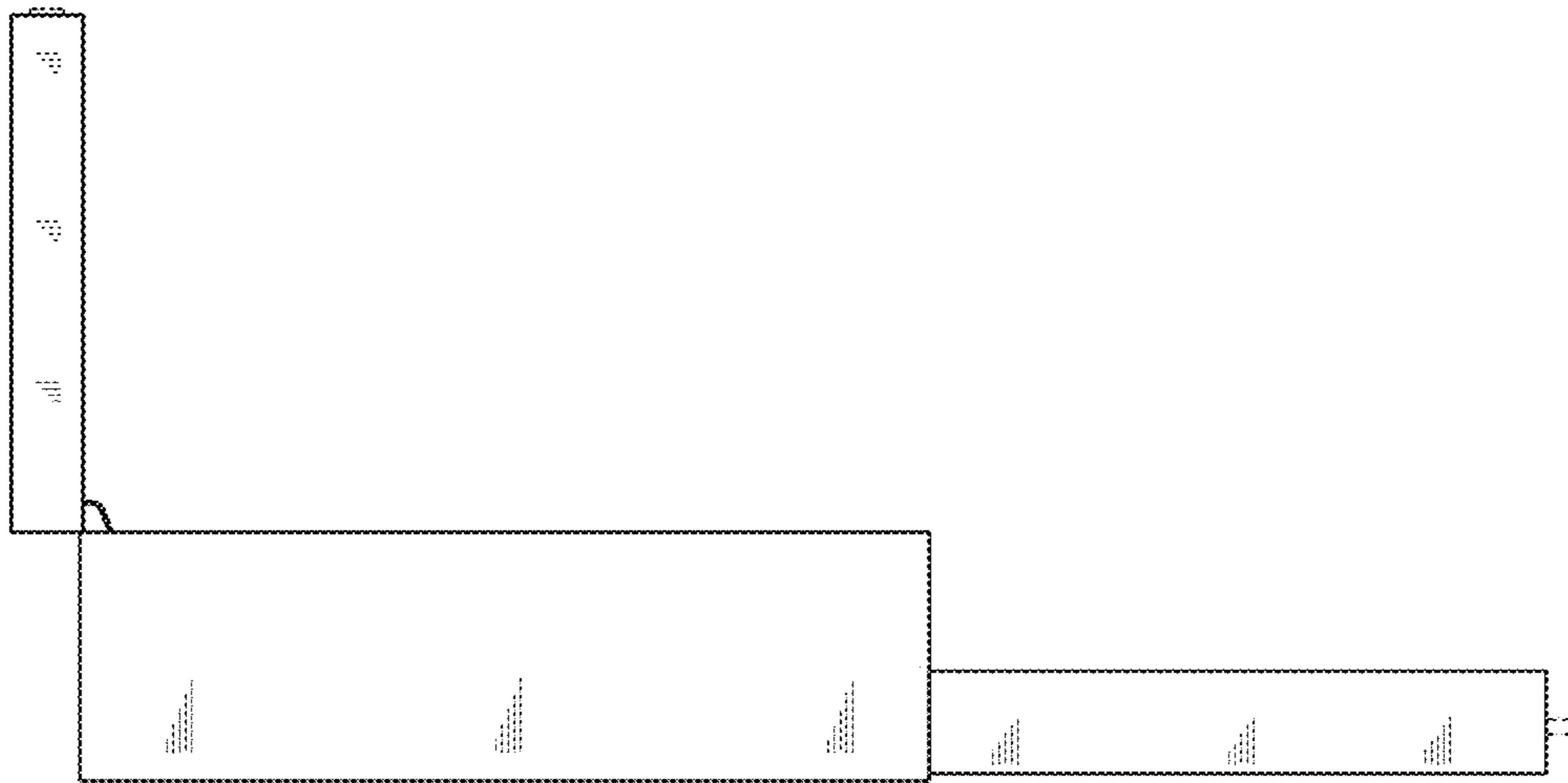


FIG. 9