



US00D922797S

(12) **United States Design Patent** (10) **Patent No.:** **US D922,797 S**
Liu (45) **Date of Patent:** **** Jun. 22, 2021**

(54) **SEAT CUSHION**
(71) Applicant: **ZHONGSHAN HUITING TECHNOLOGY CO., LTD.**,
Zhongshan (CN)

D529,324 S * 10/2006 Yates D6/601
D629,628 S * 12/2010 Hsu D6/354
D681,998 S * 5/2013 Rowe D6/604
D698,586 S * 2/2014 Davis D6/601
D715,579 S * 10/2014 Scarlett D6/601
D723,820 S * 3/2015 Ashley D6/356
D731,816 S * 6/2015 Edgemon D6/601

(72) Inventor: **Wenjia Liu**, Zhongshan (CN)

(Continued)

(73) Assignee: **ZHONGSHAN HUITING TECHNOLOGY CO., LTD.**,
Zhongshan (CN)

FOREIGN PATENT DOCUMENTS

(**) Term: **15 Years**

CN 305970809 * 8/2020
CN 306050465 * 9/2020

(Continued)

(21) Appl. No.: **29/757,800**

OTHER PUBLICATIONS

(22) Filed: **Nov. 10, 2020**

Modvel Cooling Gel Seat Cushion, earliest pictured review Nov. 11, 2017, [online], [site visited May 6, 2021]. Available from Internet, <URL: <https://www.amazon.com/dp/B07586NM7C?tag=aboutcom02thebalancesmb-20&linkCode=ogi&th=1&psc=1&ascsubtag=4159175%7Cnda2b787a335d450a8e72686d38d18f9600>> (Year: 2017).*

(51) **LOC (13) Cl.** **06-09**

(52) **U.S. Cl.**
USPC **D6/601**

(Continued)

(58) **Field of Classification Search**
USPC D6/595, 596, 597, 600, 601, 603, 604,
D6/605, 606, 608; D24/183, 185, 234;
D21/803, 804, 805, 809

CPC A47G 2009/1018; A47G 2009/003; A47G
9/0253; A47G 9/10; A47G 9/1027; A47G
9/1036; A47G 9/1054; A47G 9/1063;
A47G 9/1072; A47G 9/1081; A47G
9/109; A45F 4/06; A47C 21/06; A47C
7/18; A47C 20/00; A47C 17/80; A47C
17/82; A47C 17/64; A47C 27/00; A47C
27/14; A47C 23/00; A47C 17/13; A47C
17/136; A47C 17/1655; A47C 17/207
See application file for complete search history.

Primary Examiner — Sanjeev Paul

(57) **CLAIM**

The ornamental design for a seat cushion, as shown and described.

DESCRIPTION

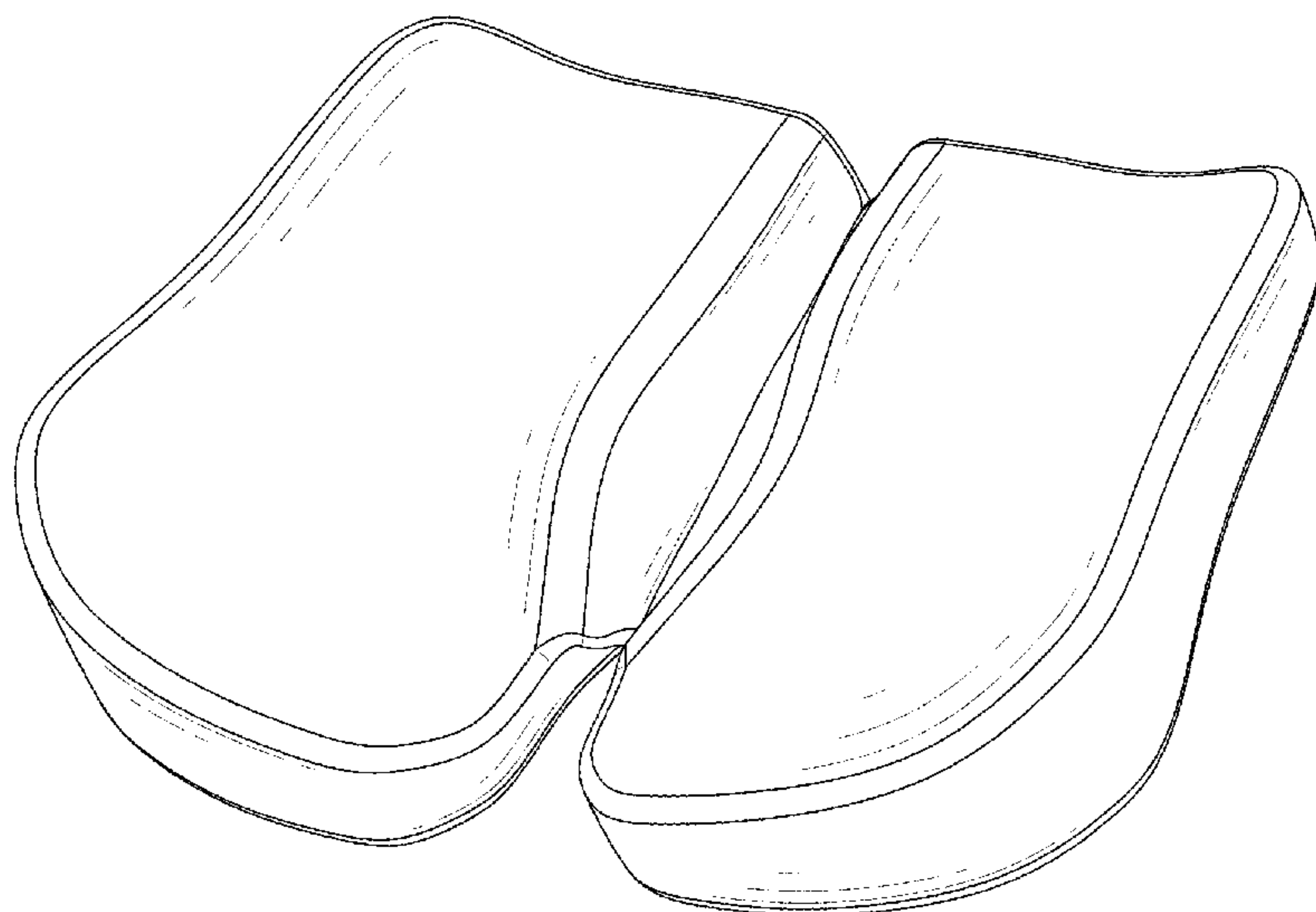
FIG. 1 is a perspective view of a seat cushion showing my new design;
FIG. 2 is another perspective view thereof;
FIG. 3 is a front elevational view thereof;
FIG. 4 is a rear elevational view thereof;
FIG. 5 is a left side elevational view thereof;
FIG. 6 is a right side elevational view thereof;
FIG. 7 is a top plan view thereof; and,
FIG. 8 is a bottom plan view thereof.

(56) **References Cited**

U.S. PATENT DOCUMENTS

D377,880 S * 2/1997 Oyama, Jr. D6/596
D399,694 S * 10/1998 Laidlaw D6/601
5,836,555 A * 11/1998 Ellsworth A47C 7/004
248/161
D451,719 S * 12/2001 Tseng D6/366

1 Claim, 8 Drawing Sheets



(56)

References Cited

OTHER PUBLICATIONS

U.S. PATENT DOCUMENTS

D747,613 S * 1/2016 Scarlett D6/601
 D750,926 S * 3/2016 Line D6/716.1
 D775,862 S * 1/2017 Chen D6/601
 D780,484 S * 3/2017 Goddard D6/601
 D780,485 S * 3/2017 Goddard D6/601
 D782,849 S * 4/2017 Goddard D6/601
 D783,313 S * 4/2017 Trubac D6/601
 D805,323 S * 12/2017 Chan D6/601
 D812,931 S * 3/2018 Chen D6/601
 D828,701 S * 9/2018 Liu D6/601
 D830,753 S * 10/2018 Waterhouse D6/716.1
 D836,363 S * 12/2018 Cornelius D6/601
 D845,675 S * 4/2019 Yang D6/601
 D850,156 S * 6/2019 Chen D6/601
 D863,822 S * 10/2019 Chen D6/601
 D880,194 S * 4/2020 Chen D6/601
 D885,793 S * 6/2020 Wang D6/601
 D886,494 S * 6/2020 Liu D6/601
 D896,551 S * 9/2020 Terndrup et al. D6/601
 D908,391 S * 1/2021 Yang D6/601

FOREIGN PATENT DOCUMENTS

CN 306146888 * 11/2020
 CN 306179761 * 11/2020
 CN 306365904 * 3/2021
 CN 306418212 * 3/2021

GSeat Classic Gel and Foam Seat Cushion, earliest review Sep. 26, 2016, [online], [site visited May 6, 2021]. Available from Internet, <URL: https://www.amazon.com/GSeat-CLASSIC-Foam-Seat-Cushion/dp/B00XAO9J0U?ref_=ast_sto_dp&th=1&psc=1> (Year: 2016).*

Google search: “seat pad” [site visited May 6, 2021]: https://www.google.com/search?q=seat+pad&sxsrf=ALeKk01ixhj4OCdZLd4AEDvUtRRvwUrUmQ:1620410106965&source=lnms&tbm=isch&sa=X&ved=2ahUKEwidlcOGkrjwAhWnl-AKHxj6A1YQ_AUoAnoECAEQBA&biw=1200&bih=1777 (Year: 2021).*

Google search: “seat cushion” [site visited May 6, 2021]: https://www.google.com/search?q=seat+cushion&sxsrf=ALeKk02L10XgsVH7SMxQ1LAOtCAXsRyrmg:1620347693052&source=lnms&tbm=isch&sa=X&ved=2ahUKEwi4oaDFqbbwAhWHTt8KHUQNDCcQ_AUoAnoECAEQBA&biw=1200&bih=1777 (Year: 2021).*

* cited by examiner

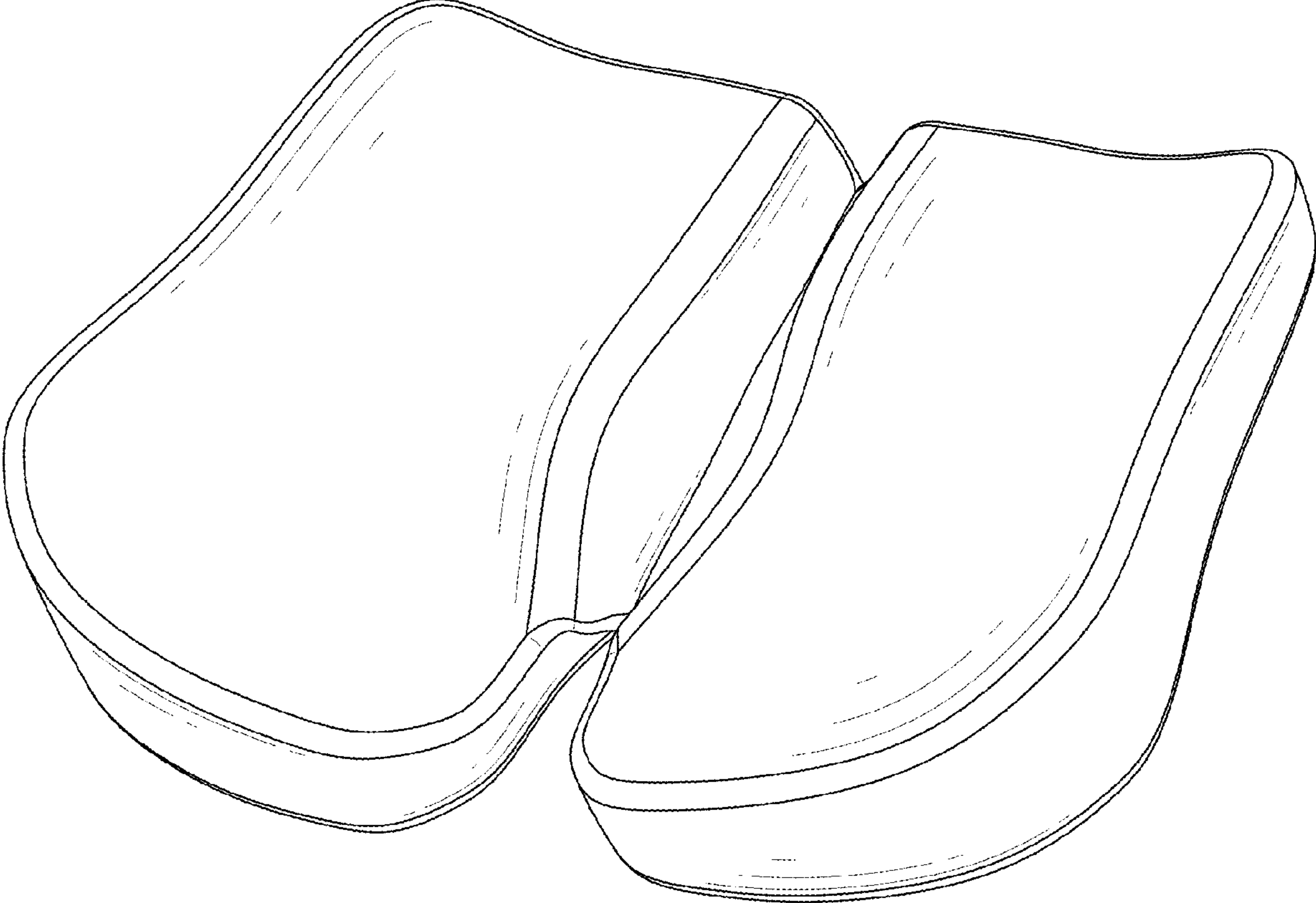


FIG. 1

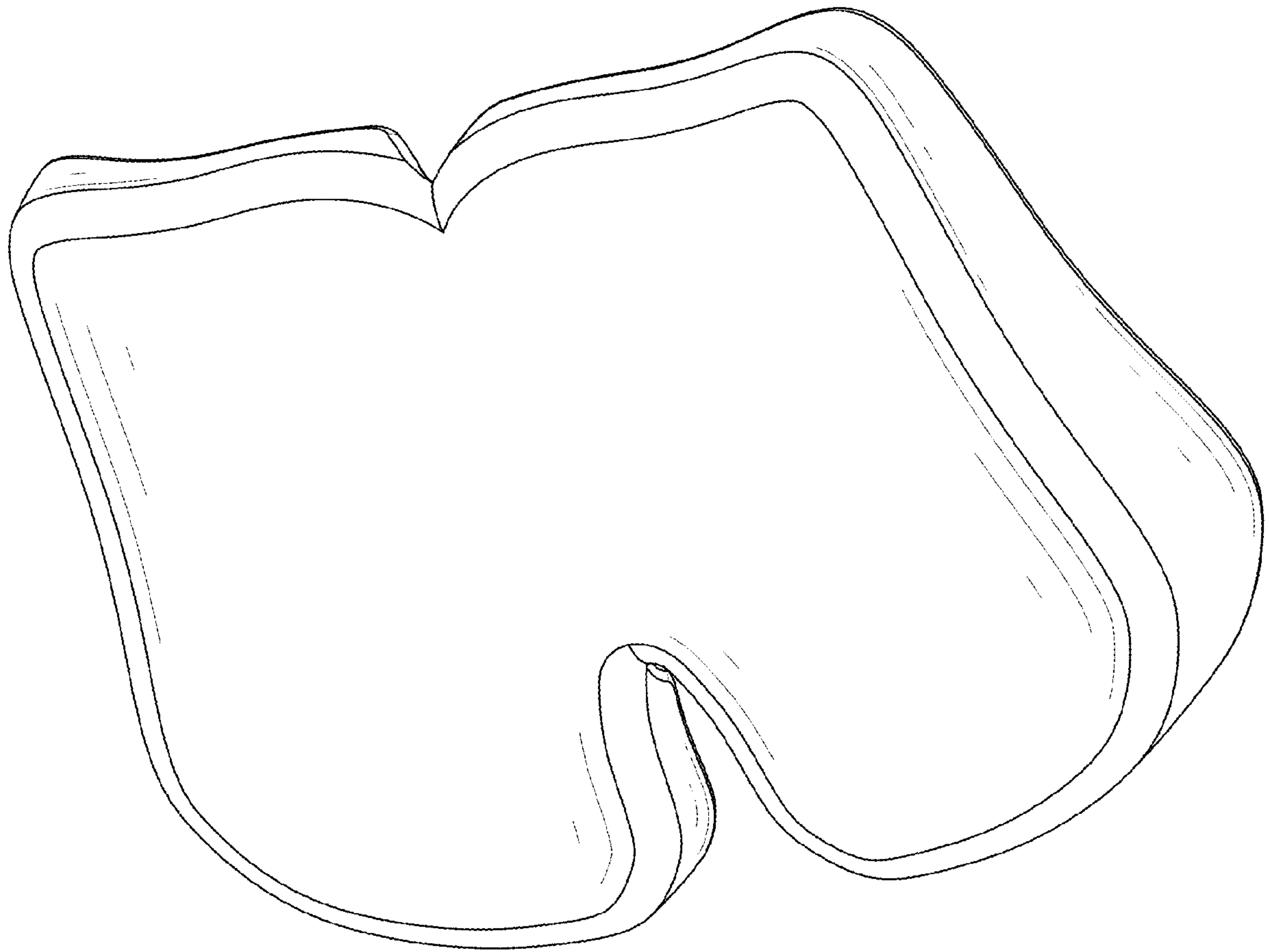


FIG. 2

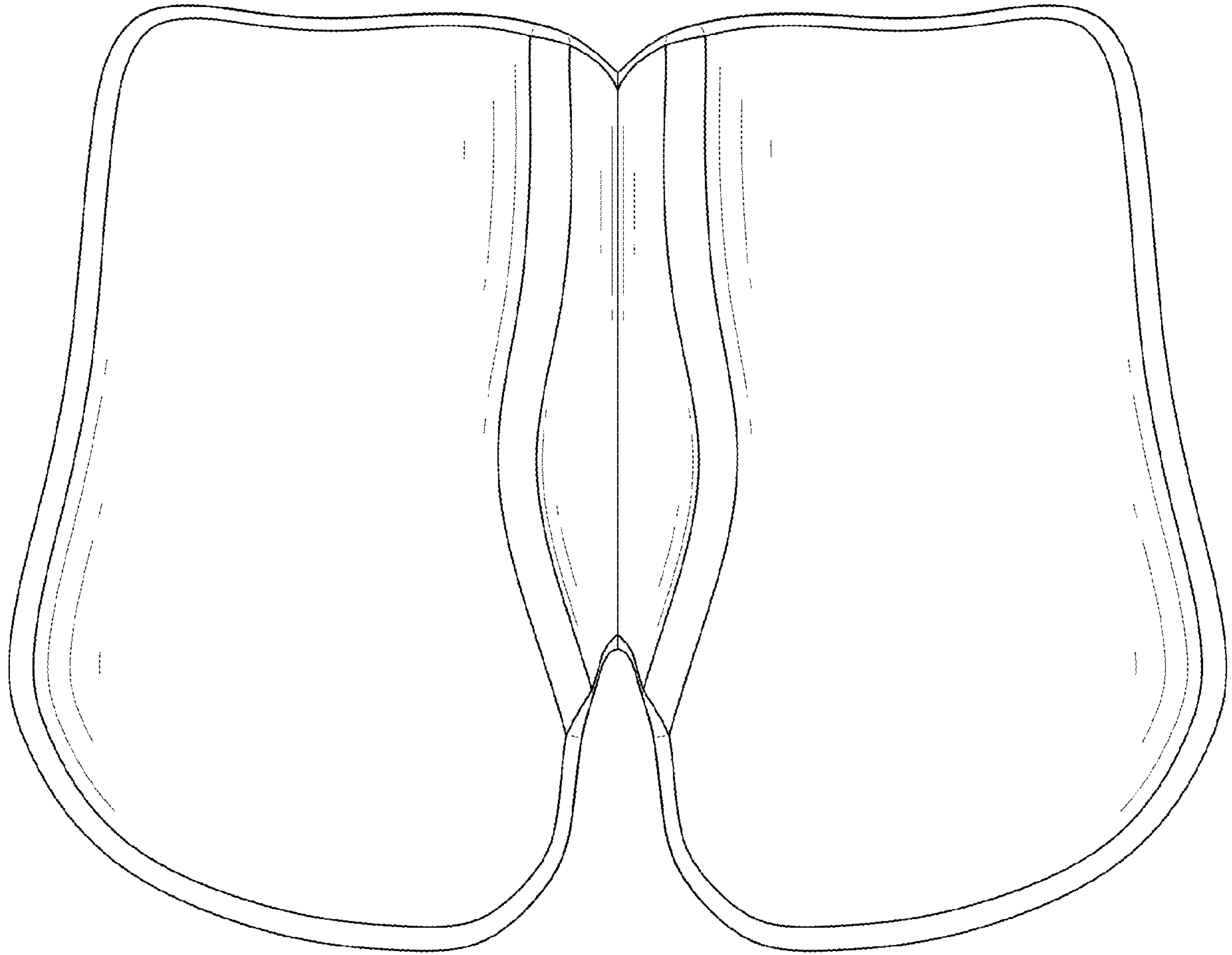


FIG. 3




FIG. 4

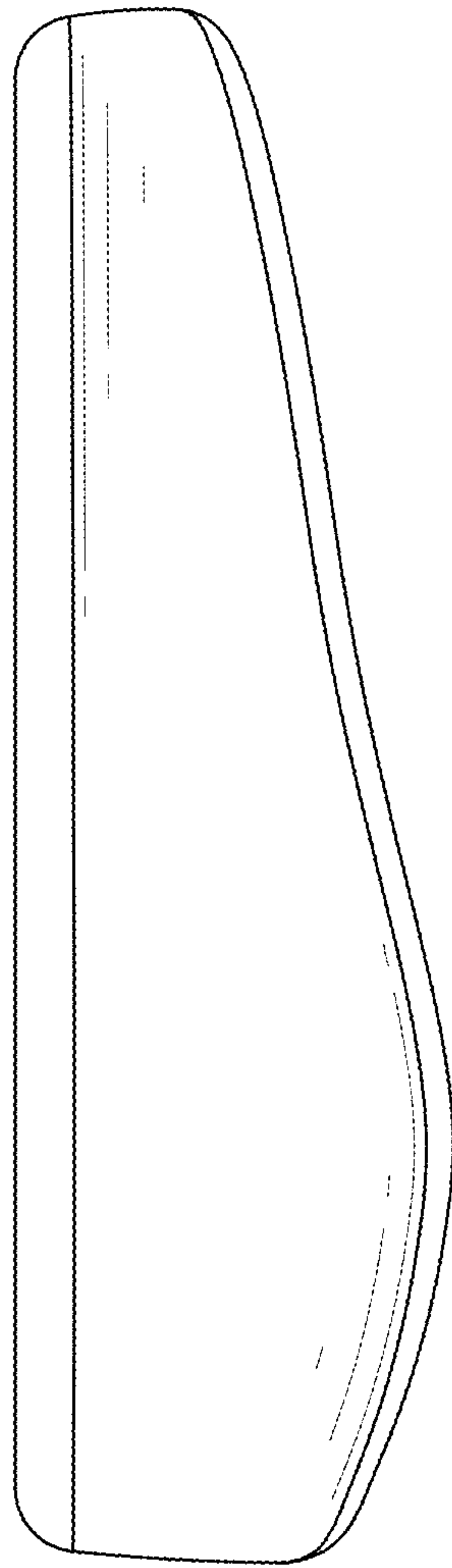


FIG. 5

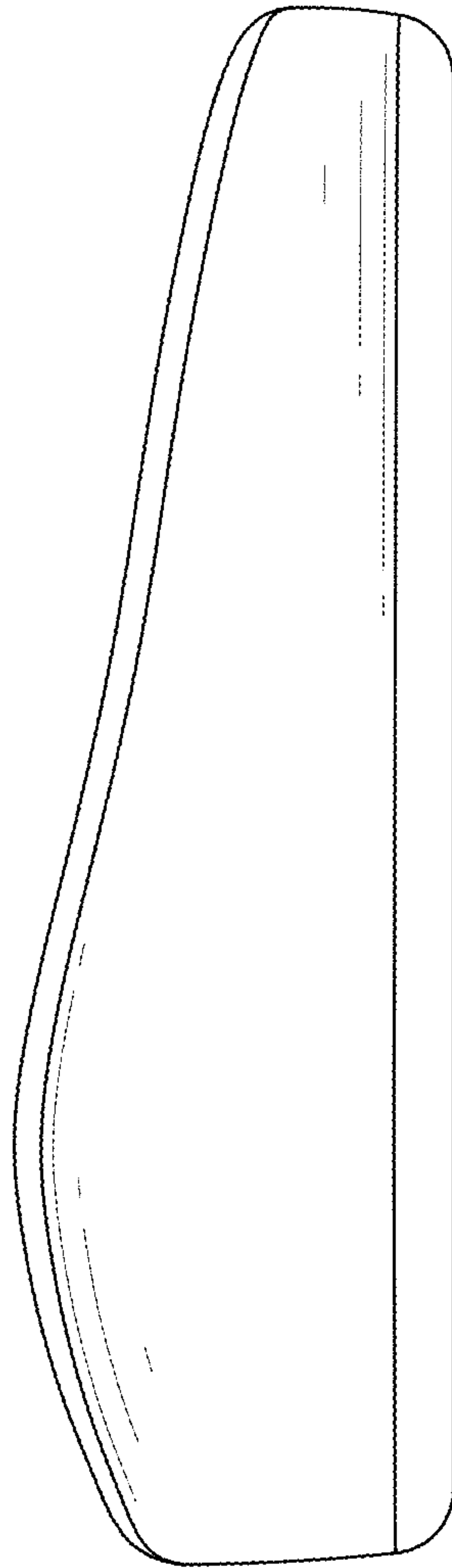


FIG. 6

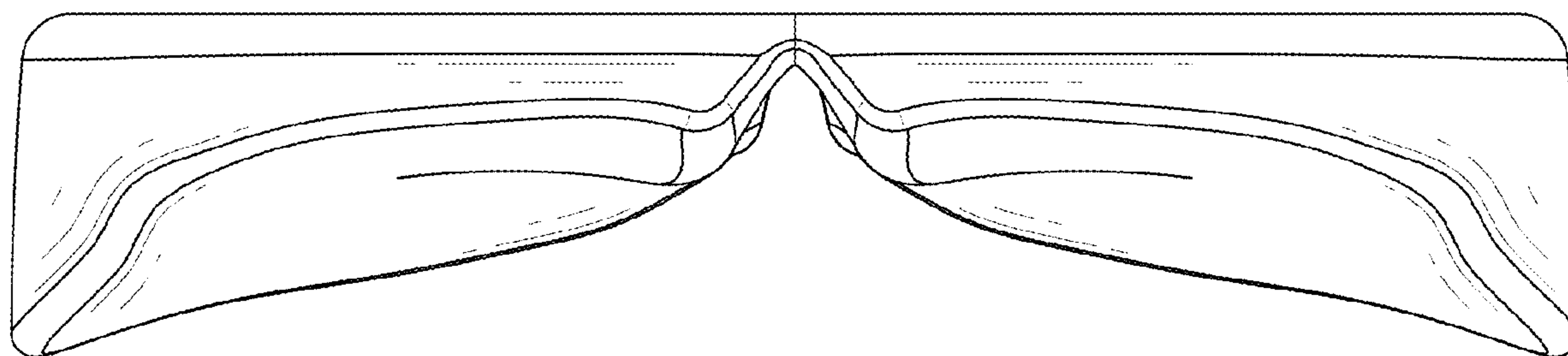


FIG. 7

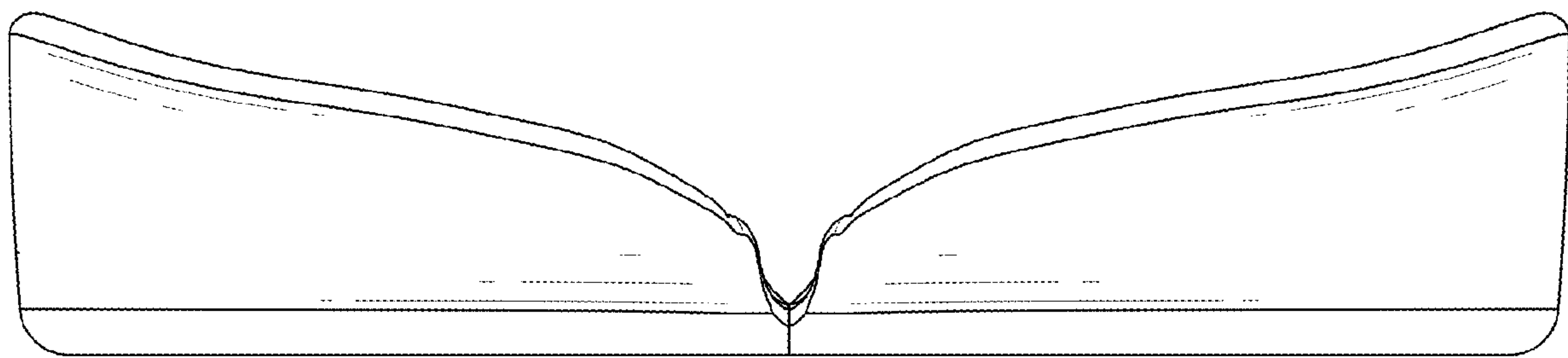


FIG. 8