



US00D922795S

(12) **United States Design Patent**  
**Hong**

(10) **Patent No.:** **US D922,795 S**

(45) **Date of Patent:** **\*\* Jun. 22, 2021**

(54) **WALL MOUNT**

(71) Applicant: **SHENZHEN PRIME TECHNOLOGY CO., LTD**, Shenzhen (CN)

(72) Inventor: **Zhengcai Hong**, Shenzhen (CN)

(73) Assignee: **SHENZHEN PRIME TECHNOLOGY CO., LTD**, Shenzhen (CN)

(\*\*) Term: **15 Years**

(21) Appl. No.: **29/753,076**

(22) Filed: **Sep. 30, 2020**

(51) **LOC (13) Cl.** ..... **06-04**

(52) **U.S. Cl.**  
USPC ..... **D6/574**

(58) **Field of Classification Search**  
USPC ..... D6/567, 320-324, 574; D7/698;  
D26/72; 108/28-29, 152; 211/13.1, 42,  
211/86.01, 88.01, 90.01, 90.03, 126.1,  
211/134, 153; 248/205.3, 235, 243, 247,  
248/250  
CPC ..... A47B 43/00; A47B 43/04; A47B 47/0066;  
A47B 47/04; A47B 63/00; A47B 69/00;  
A47B 71/00; B65D 11/38; A47J 47/18;  
A47J 45/00

See application file for complete search history.

(56) **References Cited**

U.S. PATENT DOCUMENTS

D640,489 S	6/2011	Tuholski	
D716,581 S	11/2014	Davis	
D847,535 S *	5/2019	Goodman	D6/567
D875,427 S *	2/2020	Chiang	D6/574
D916,522 S *	4/2021	Hong	D6/574
D916,523 S *	4/2021	Hong	D6/574

\* cited by examiner

*Primary Examiner* — Wan Laymon

*Assistant Examiner* — Mark Booker

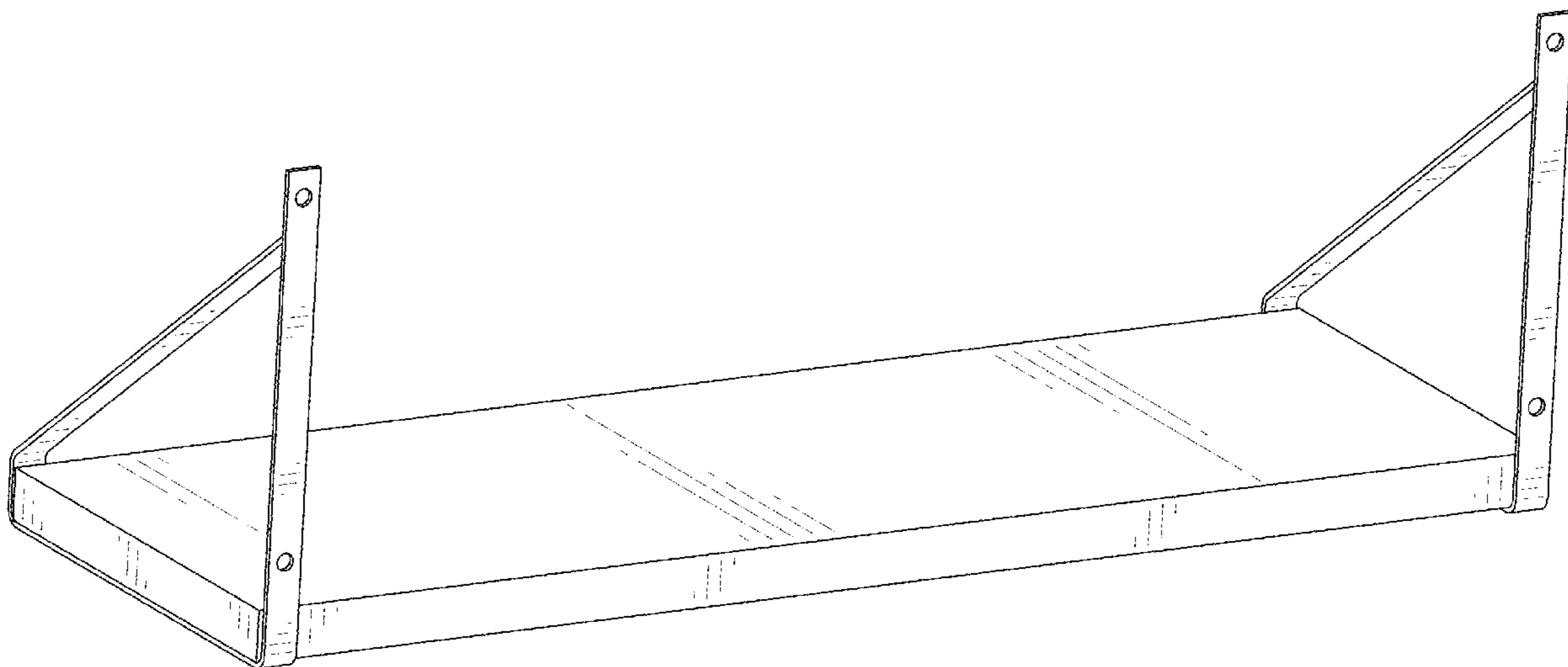
(57) **CLAIM**

The ornamental design for a wall mount, as shown and described.

**DESCRIPTION**

FIG. 1 is a perspective view of a wall mount showing my new design;  
FIG. 2 is another perspective view thereof;  
FIG. 3 is a front elevational view thereof;  
FIG. 4 is a rear elevational view thereof;  
FIG. 5 is a left side elevational view thereof;  
FIG. 6 is a right side elevational view thereof;  
FIG. 7 is a top plan view thereof; and,  
FIG. 8 is a bottom plan view thereof.  
The broken lines in the drawings depict portions of the wall mount that form no part of the claimed design.

**1 Claim, 8 Drawing Sheets**



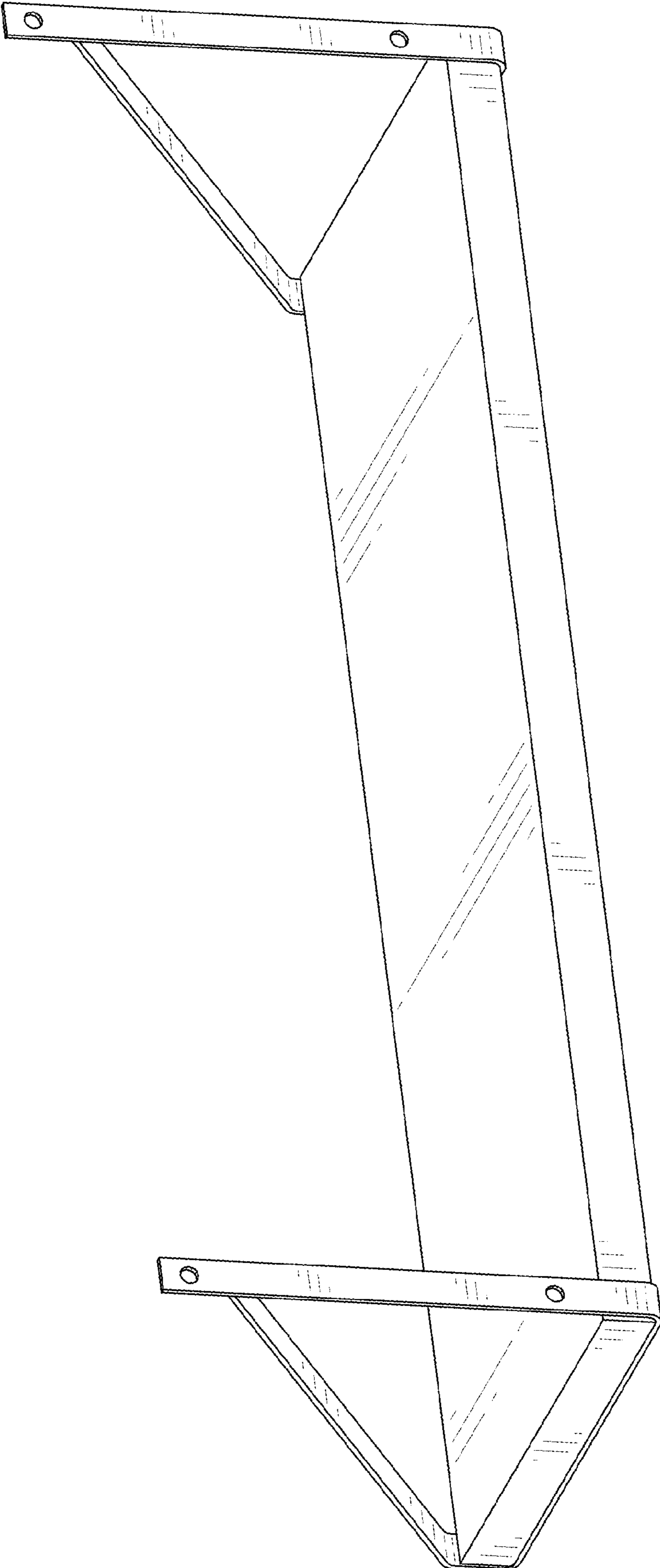


FIG. 1

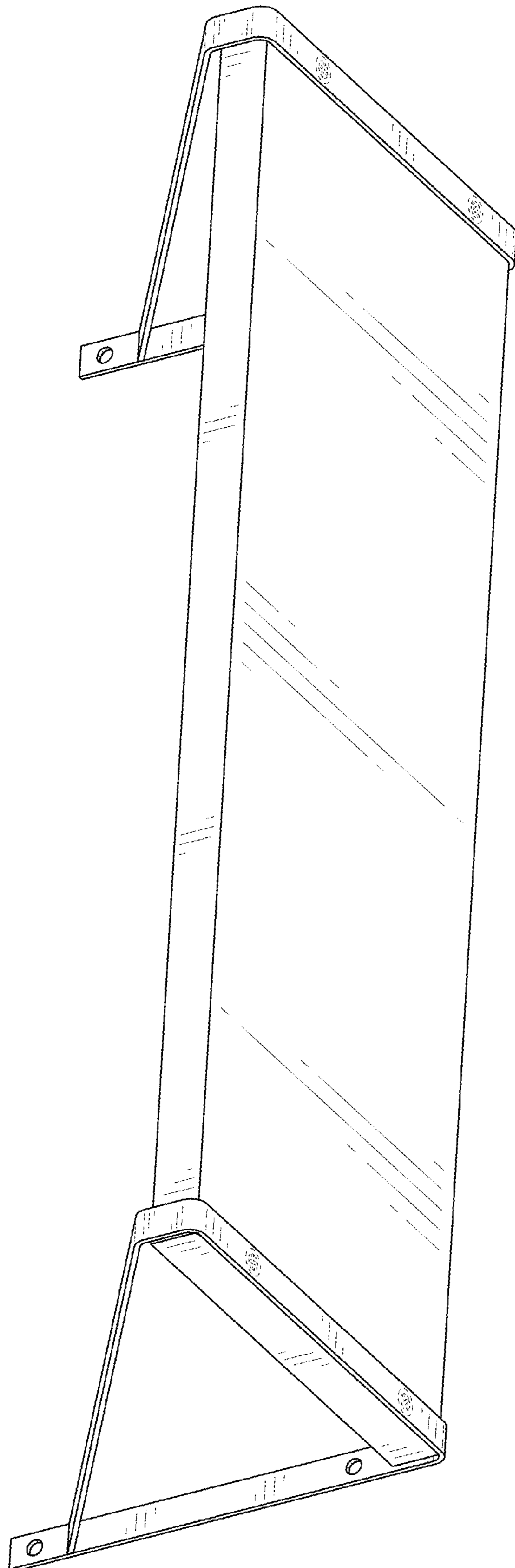


FIG. 2




FIG. 3




FIG. 4

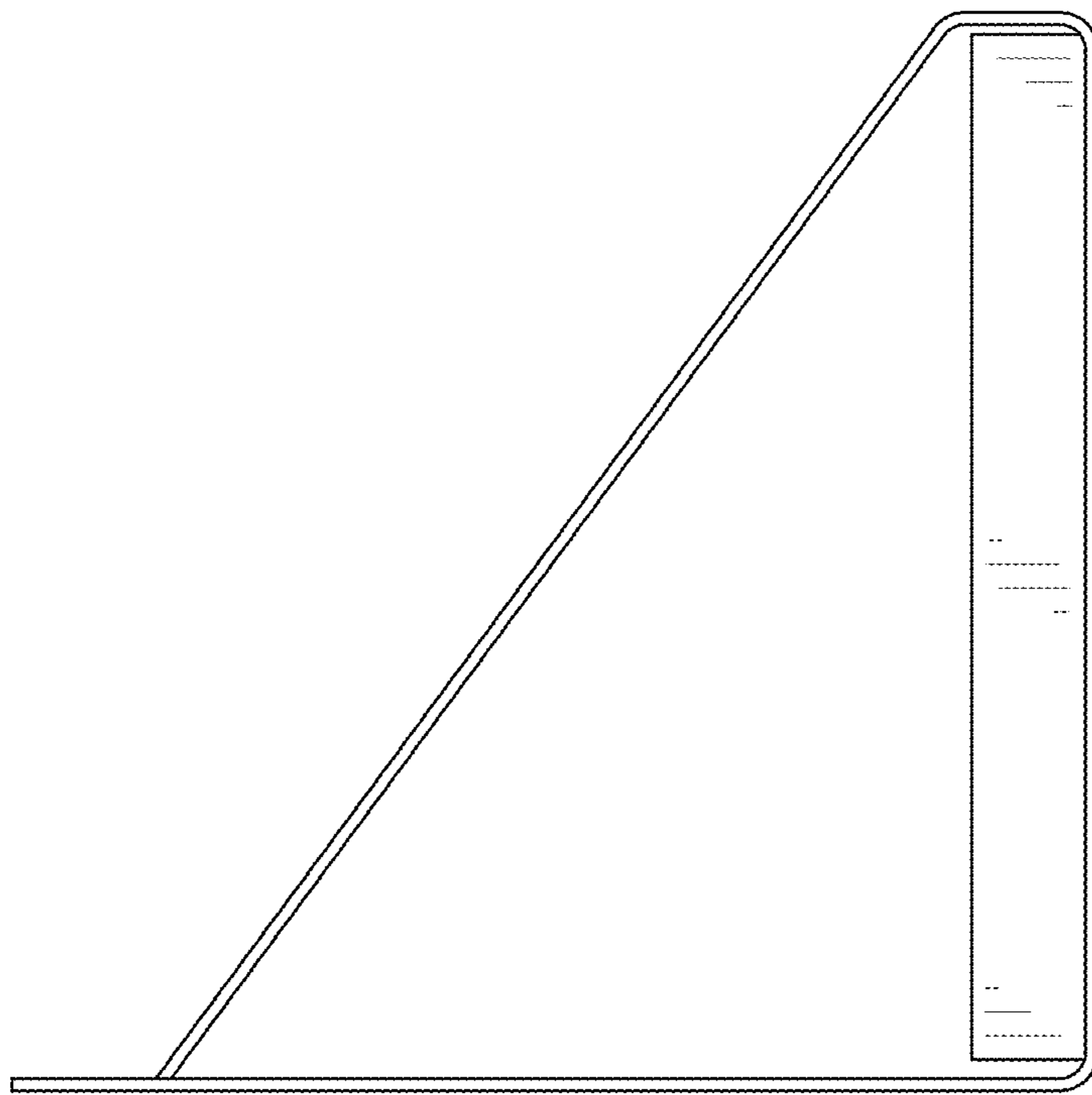


FIG. 5

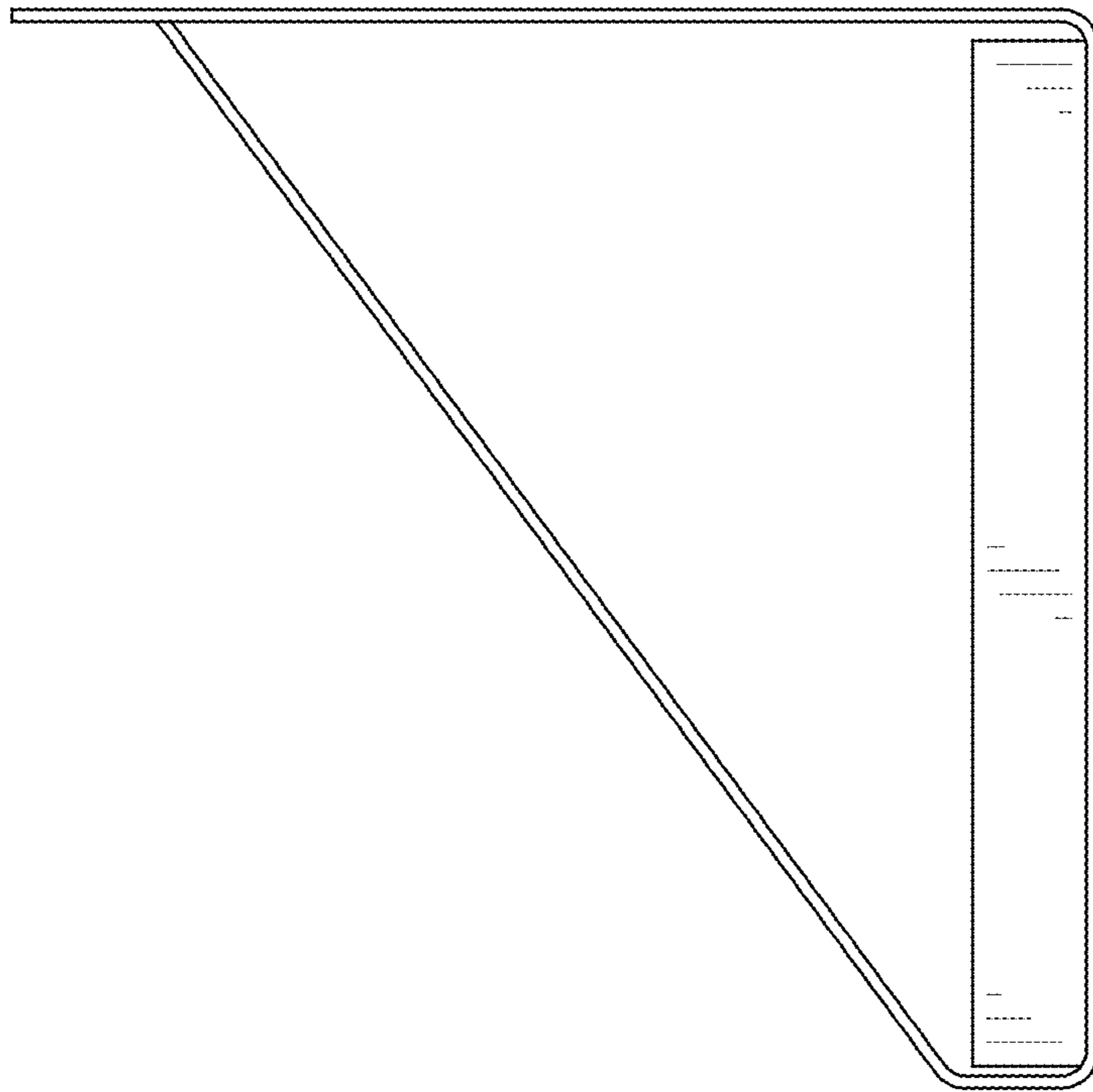


FIG. 6




FIG. 7






FIG. 8