



US00D922793S

(12) **United States Design Patent** (10) **Patent No.:** **US D922,793 S**
Lai (45) **Date of Patent:** **** Jun. 22, 2021**

(54) **WALL ORGANIZER**

(71) Applicant: **My Gift Enterprise, LLC,**
Woodinville, WA (US)

(72) Inventor: **Sin Lai,** Woodinville, WA (US)

(**) Term: **15 Years**

(21) Appl. No.: **29/695,734**

(22) Filed: **Jun. 25, 2019**

(51) **LOC (13) Cl.** **06-04**

(52) **U.S. Cl.**
USPC **D6/571**

(58) **Field of Classification Search**
USPC D6/570-573, 525, 553, 566, 672;
D19/86, 87, 89-92, 113; 211/10, 11, 42,
211/45, 50, 88.01, 126.1, 106, 13.1, 30,
211/32, 70.6, 56.01, 87.01, 181.1, 75,
211/90.03, 85.2; 248/301-304, 309.1,
248/309.2

CPC A47K 17/00; A47K 3/281; B23P 17/04;
A47B 57/265; A47B 57/565; A47B
57/26; A47B 43/00; A47B 43/04; A47B
47/0066; A47B 47/04; A47B 63/00; A47B
69/00; A47B 71/00; A47B 81/00; A47B
47/00; B65D 51/00; B25H 3/04

See application file for complete search history.

(56) **References Cited**

U.S. PATENT DOCUMENTS

D296,965 S * 8/1988 Yeh D6/553
D371,034 S * 6/1996 Rashid D10/81

D386,639 S * 11/1997 Everett D6/525
D428,290 S * 7/2000 Wilson D6/524
D540,601 S * 4/2007 Dobson D6/571
D550,493 S * 9/2007 Coran D6/570
D869,556 S * 12/2019 Lai D19/90
D875,832 S * 2/2020 Chiang D19/113
D901,933 S * 11/2020 Chiang D6/553
D905,467 S * 12/2020 Rubin D6/570
D907,944 S * 1/2021 Chiang D6/672

* cited by examiner

Primary Examiner — Mark Booker

(74) *Attorney, Agent, or Firm* — Dean Craine; Marisa Whitaker

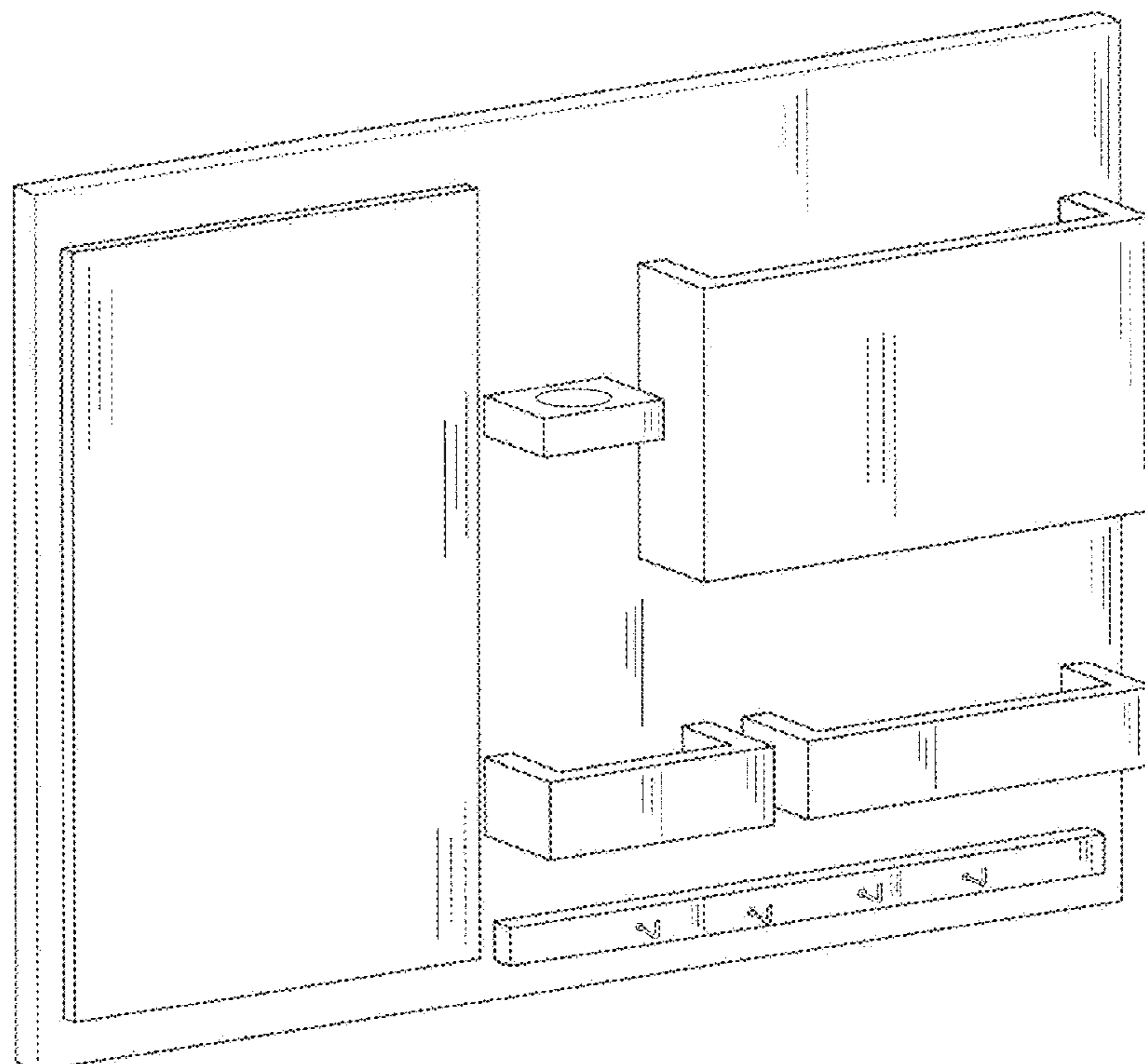
(57) **CLAIM**

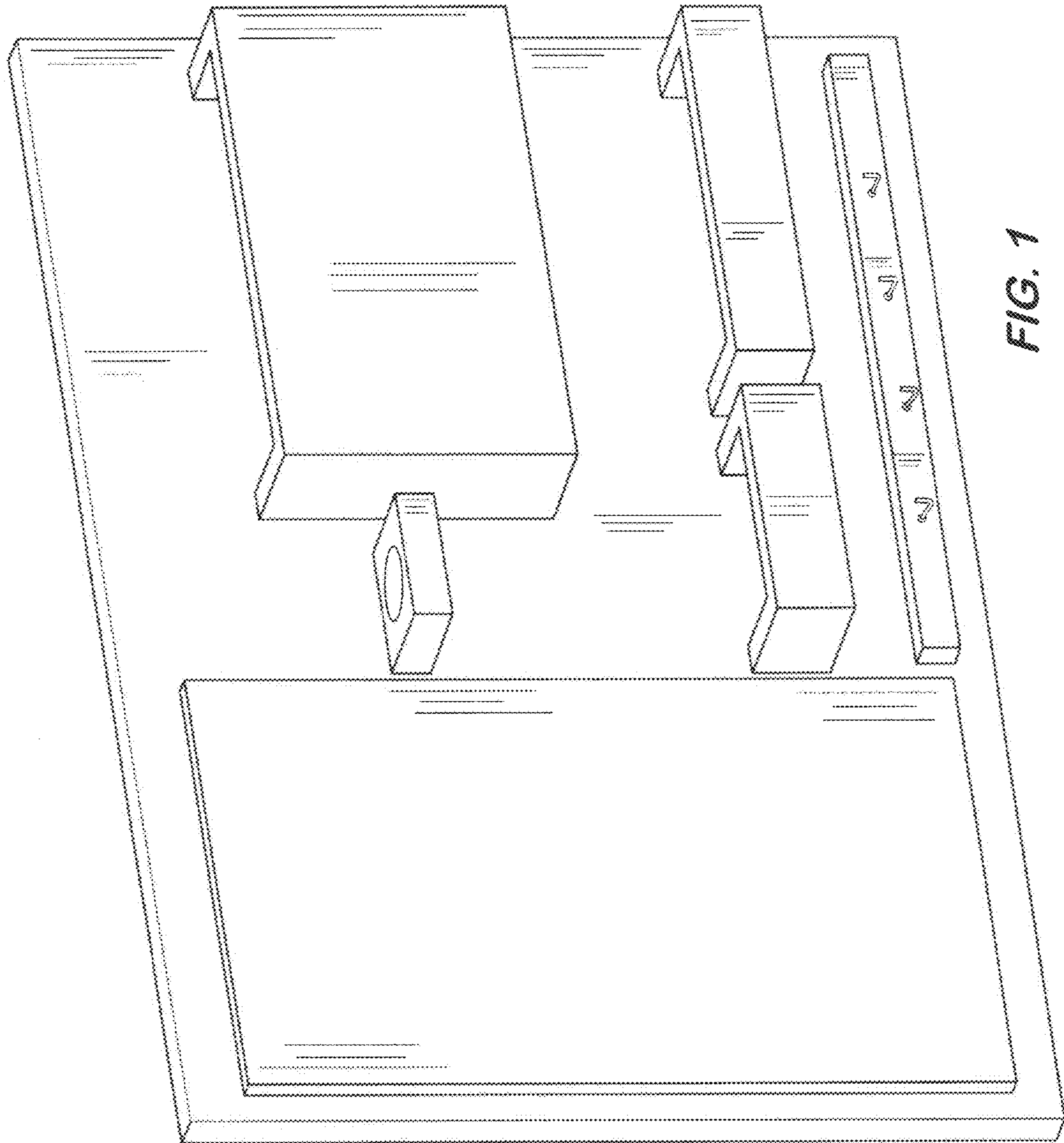
The ornamental design for a wall organizer, as shown and described.

DESCRIPTION

FIG. 1 is a left side, front perspective view of a wall organizer showing my new design.
FIG. 2 is a right side, front perspective view thereof.
FIG. 3 is a front elevation view thereof.
FIG. 4 is a rear elevation thereof.
FIG. 5 is a top plan view thereof
FIG. 6 is a bottom plan view thereof.
FIG. 7 is a left side elevation thereof.
FIG. 8 is a right side elevation view thereof.
FIG. 9 is a sectional view taken along line 9-9 in FIG. 3; and,
FIG. 10 is a sectional view taken along line 10-10 in FIG. 3.

1 Claim, 9 Drawing Sheets





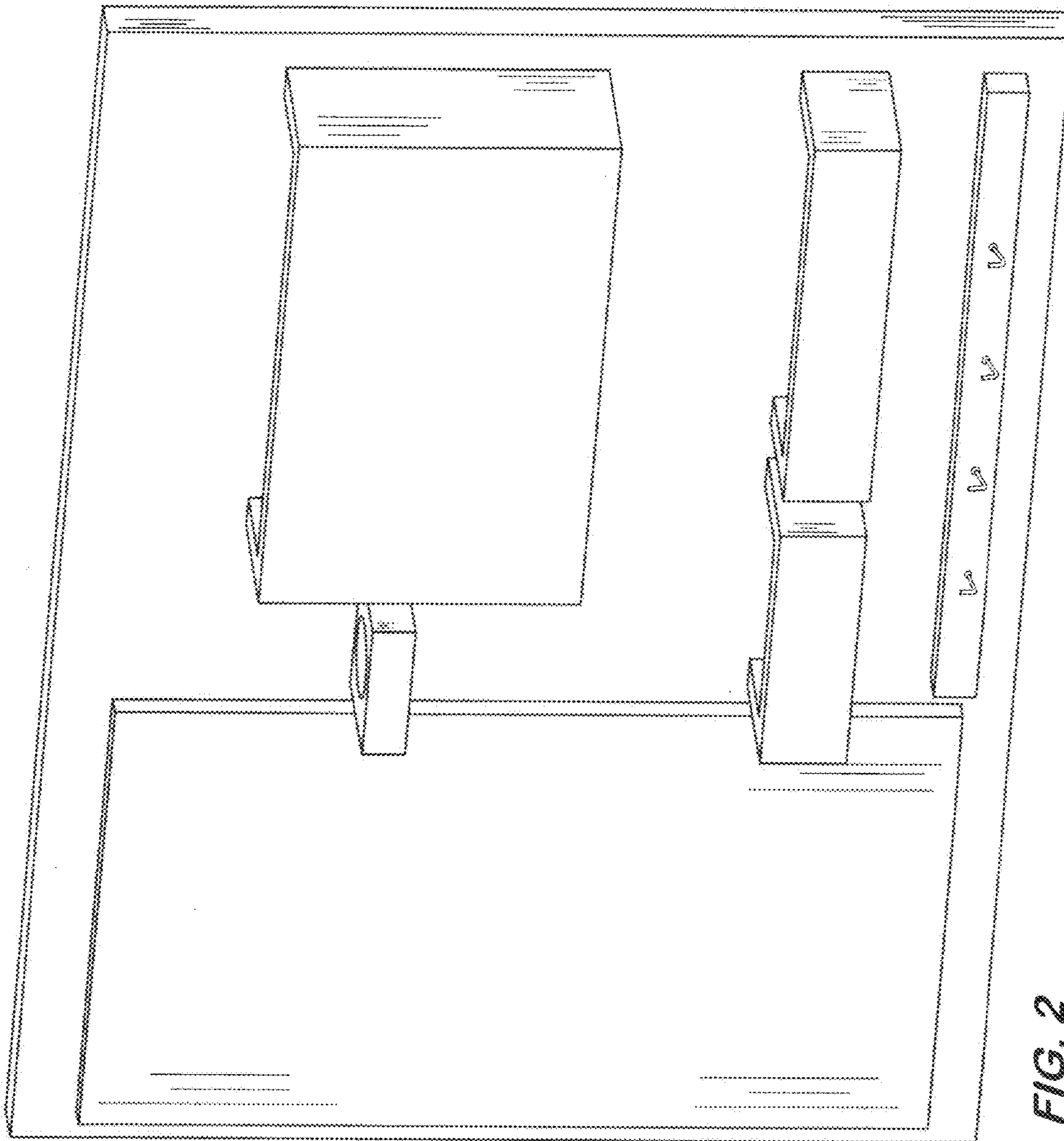


FIG. 2

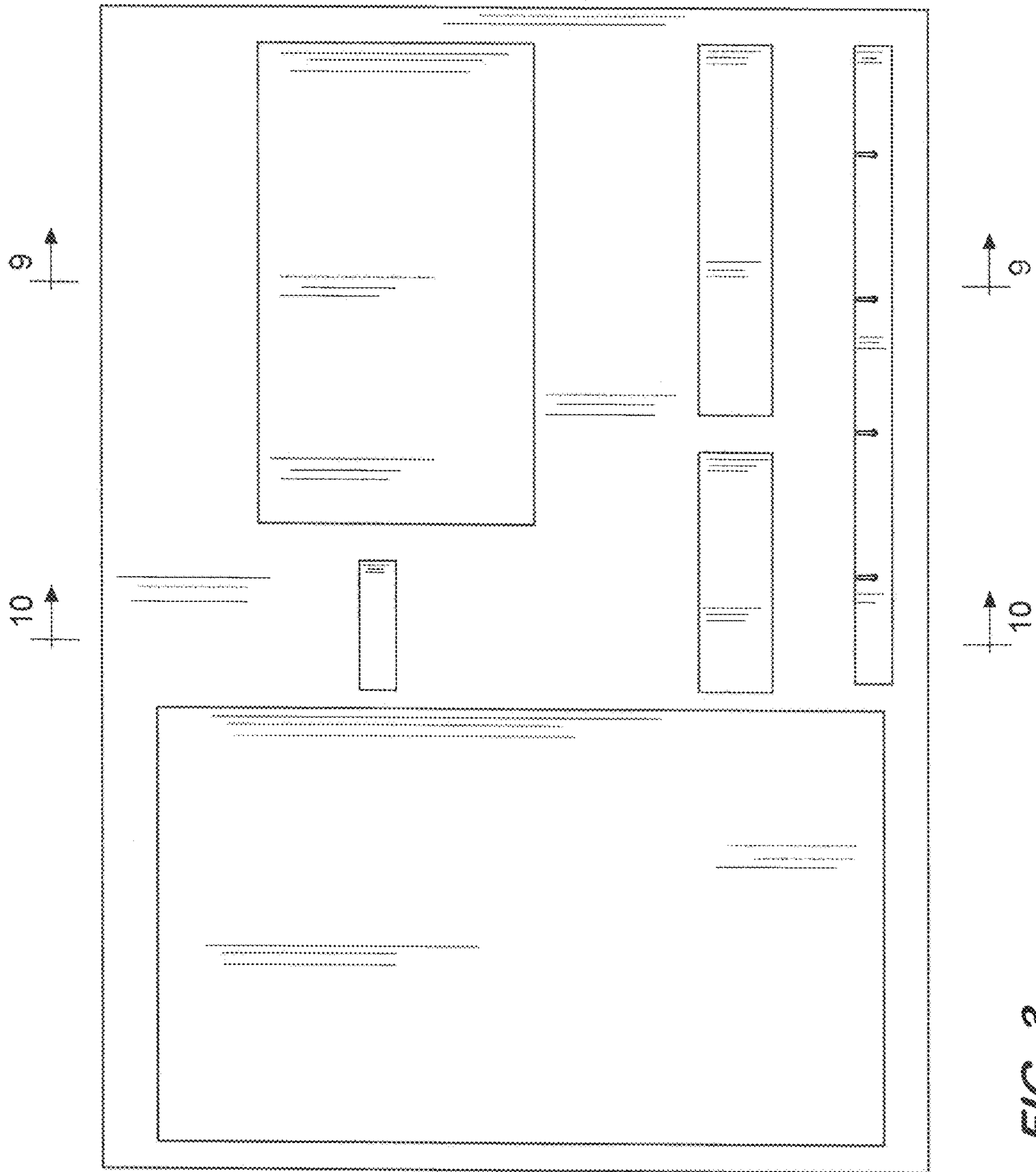


FIG. 3




FIG. 4

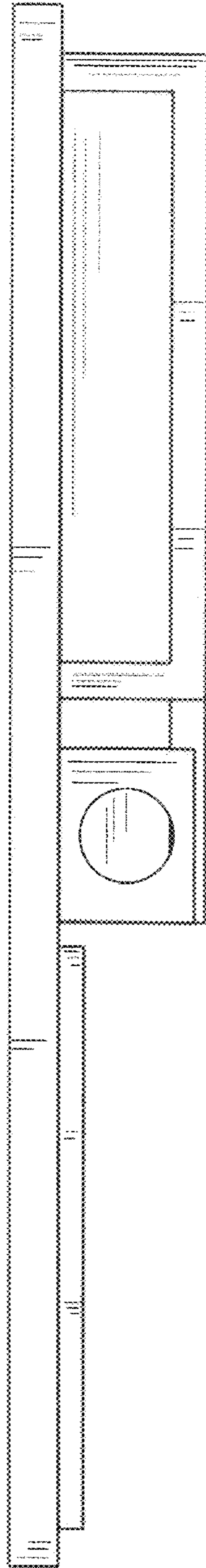


FIG. 5

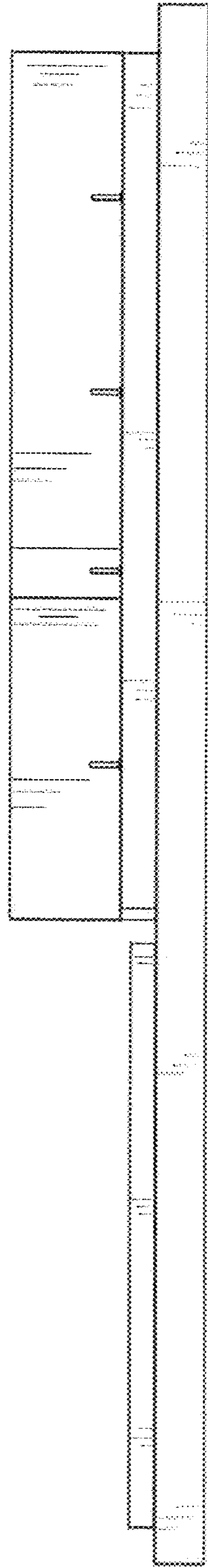


FIG. 6




FIG. 7

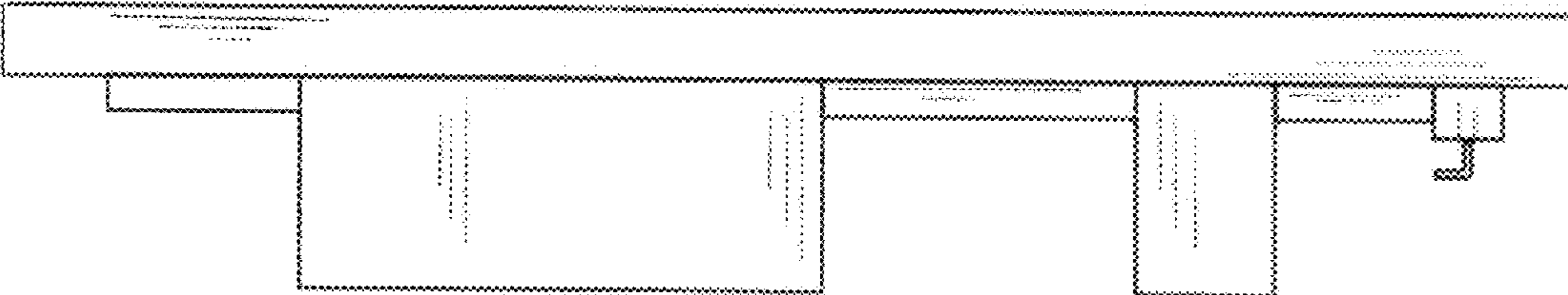


FIG. 8

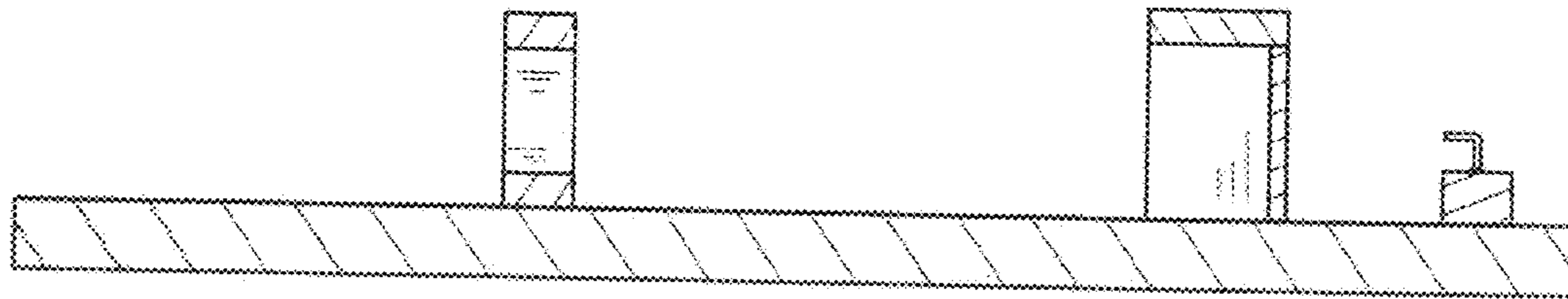


FIG. 10

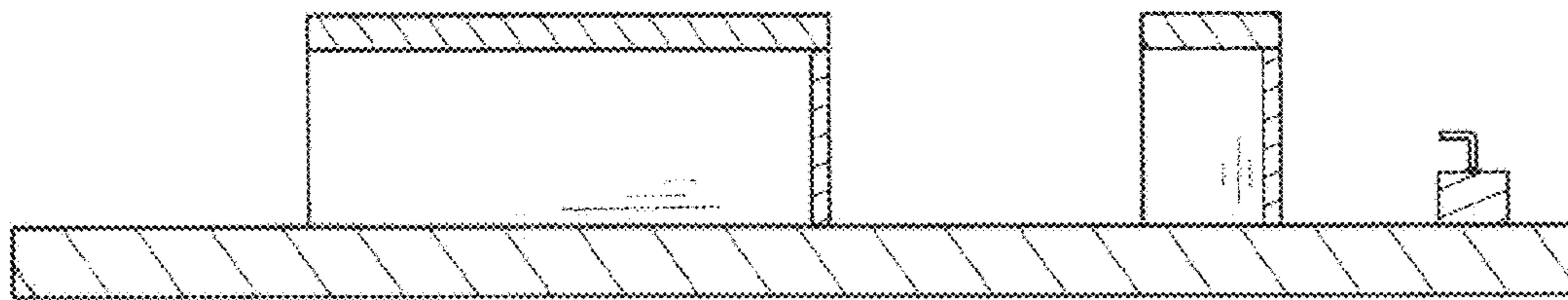


FIG. 9