



US00D922788S

(12) **United States Design Patent**
Yamamoto et al.

(10) **Patent No.:** **US D922,788 S**

(45) **Date of Patent:** **** Jun. 22, 2021**

(54) **CHAIR**

(71) Applicant: **ITOKI CORPORATION**, Osaka (JP)

(72) Inventors: **Mugi Yamamoto**, Cham (CH); **Gen Matsuzaki**, Cham (CH); **Kohei Wada**, Osaka (JP)

(73) Assignee: **ITOKI CORPORATION**, Osaka (JP)

(**) Term: **15 Years**

(21) Appl. No.: **29/711,167**

(22) Filed: **Oct. 29, 2019**

(51) **LOC (13) Cl.** **06-01**

(52) **U.S. Cl.**
USPC **D6/366**

(58) **Field of Classification Search**
USPC D6/334, 364, 365, 366, 369, 375, 379,
D6/716.1, 716.7
CPC A47C 3/12; A47C 3/18; A47C 3/20; A47C
5/02; A47C 7/24; A47C 7/36; A47C 7/46
See application file for complete search history.

(56) **References Cited**

U.S. PATENT DOCUMENTS

D308,605 S * 6/1990 Uecker D6/366
D436,768 S * 1/2001 Jenkins D6/366
8,998,338 B2 * 4/2015 Vander Veen A47C 31/02
297/452.55

D751,836 S * 3/2016 Izawa D6/366
D802,953 S * 11/2017 Meda D6/366
D826,586 S * 8/2018 Krob D6/366
D852,524 S * 7/2019 Peterson D6/366
D878,786 S * 3/2020 Urquiola D6/366
D884,376 S * 5/2020 Pensi D6/366

* cited by examiner

Primary Examiner — R. Johnson

(74) *Attorney, Agent, or Firm* — Faegre Drinker Biddle & Reath LLP

(57) **CLAIM**

The ornamental design for a chair, as shown and described.

DESCRIPTION

FIG. 1 is a perspective view of the top, front and right side of a chair showing our new design;
FIG. 2 is a perspective view of the top, rear and left side of the chair showing our new design;
FIG. 3 is a front view thereof;
FIG. 4 is a rear view thereof;
FIG. 5 is a top plan view thereof;
FIG. 6 is a bottom view thereof;
FIG. 7 is a left side view thereof; and,
FIG. 8 is a right side view thereof.

The claimed design is indicated by the relatively dark portions in the figures. The relatively light portions form no part of the claimed design. The broken dashed lines following the perimeter of the relatively light portions form no part of the claimed design.

1 Claim, 8 Drawing Sheets

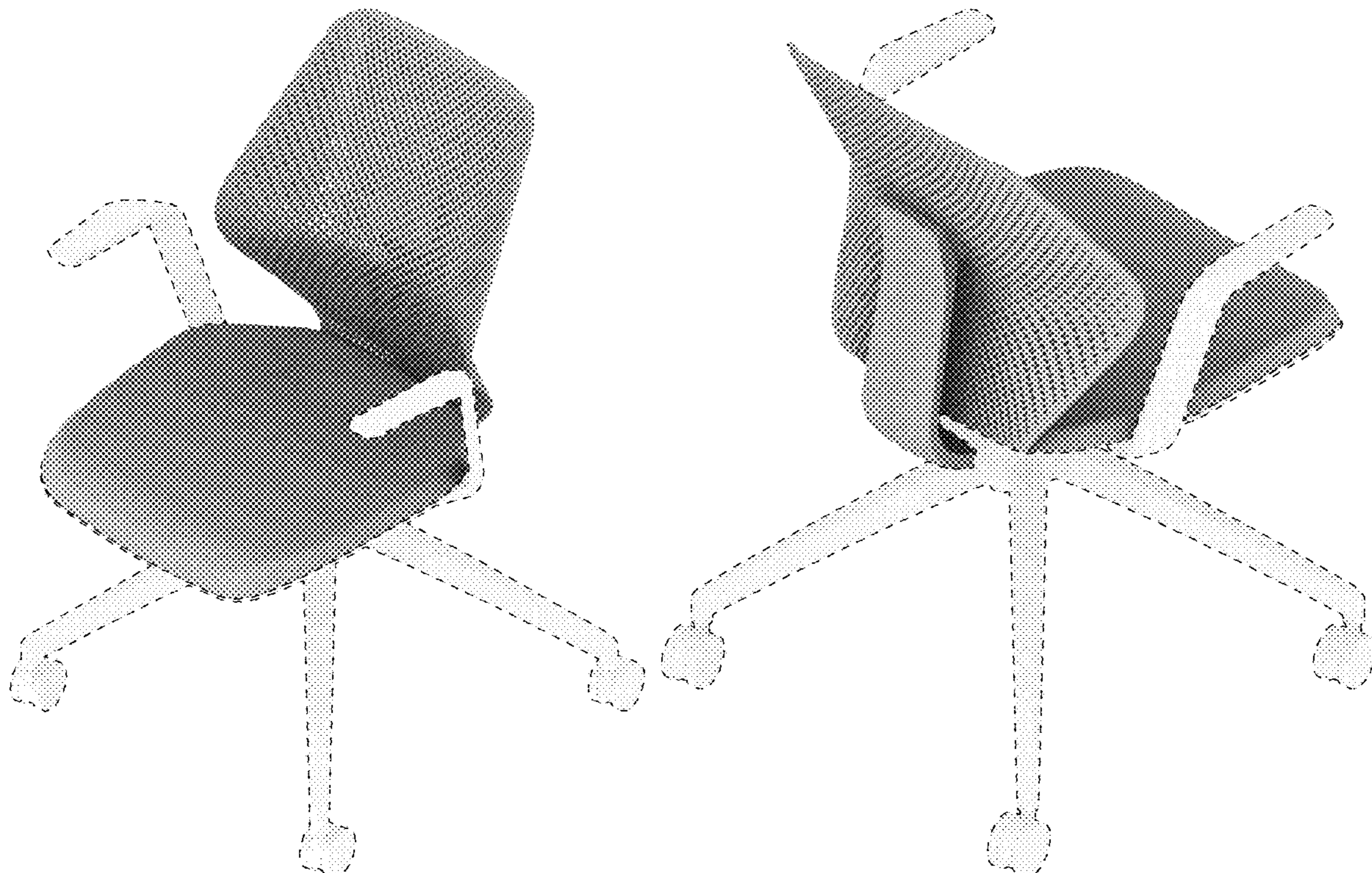


FIG. 1




FIG. 2

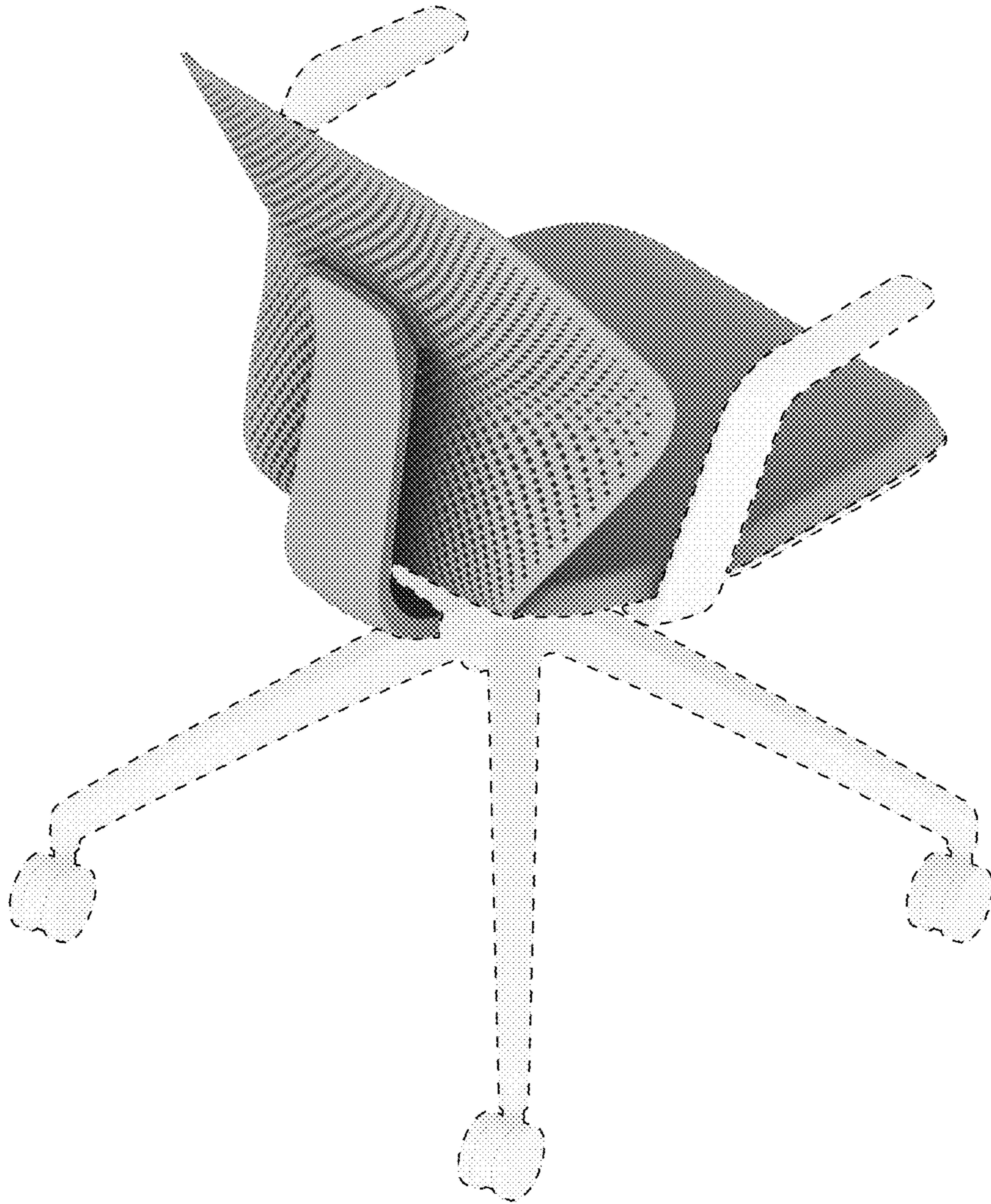


FIG. 3



FIG. 4




FIG. 5




FIG. 6




FIG. 7



FIG. 8

