



US00D922787S

(12) **United States Design Patent**
Sato

(10) **Patent No.:** **US D922,787 S**

(45) **Date of Patent:** **** Jun. 22, 2021**

(54) **CHAIR**

(71) Applicant: **ITOKI CORPORATION**, Osaka (JP)

(72) Inventor: **Koki Sato**, Osaka (JP)

(73) Assignee: **ITOKI CORPORATION**, Osaka (JP)

(**) Term: **15 Years**

(21) Appl. No.: **29/711,165**

(22) Filed: **Oct. 29, 2019**

(51) **LOC (13) Cl.** **06-01**

(52) **U.S. Cl.**
USPC **D6/366**

(58) **Field of Classification Search**
USPC D6/334, 364, 365, 366, 369, 375, 379,
D6/716.1, 716.7
CPC A47C 3/12; A47C 3/18; A47C 3/20; A47C
5/02; A47C 7/24; A47C 7/36; A47C 7/46
See application file for complete search history.

(56) **References Cited**

U.S. PATENT DOCUMENTS

D206,118 S *	11/1966	Bates	D6/360
D308,605 S *	6/1990	Uecker	D6/366
D641,983 S *	7/2011	Hazzard	D6/366
D641,998 S *	7/2011	Hazzard	D6/716
8,998,338 B2 *	4/2015	Vander Veen	A47C 31/02 297/452.55
D751,836 S *	3/2016	Izawa	D6/366
D802,953 S *	11/2017	Meda	D6/366
D852,524 S *	7/2019	Peterson	D6/366

D873,045 S *	1/2020	Citterio	D6/366
D873,046 S *	1/2020	Citterio	D6/376
D876,139 S *	2/2020	Peterson	D6/716
D883,693 S *	5/2020	Bellini	D6/366
D884,376 S *	5/2020	Pensi	D6/366
2007/0257176 A1 *	11/2007	Lai	A47C 7/006 248/440.1

* cited by examiner

Primary Examiner — R. Johnson

(74) *Attorney, Agent, or Firm* — Faegre Drinker Biddle & Reath LLP

(57) **CLAIM**

The ornamental design for a chair, as shown and described.

DESCRIPTION

FIG. 1 is a perspective view of the top, front and right side of a chair showing my new design;
FIG. 2 is a front view thereof;
FIG. 3 is a rear view thereof;
FIG. 4 is a right side view thereof;
FIG. 5 is a left side view thereof;
FIG. 6 is a top plan view thereof;
FIG. 7 is a bottom view thereof; and,
FIG. 8 is a sectional view thereof taken along the line 8-8 of FIG. 2.

The claimed design is indicated by the relatively dark portions in the figures. The relatively light portions form no part of the claimed design. The broken dashed lines following the perimeter of the relatively light portions form no part of the claimed design.

1 Claim, 8 Drawing Sheets



FIG. 1



FIG. 2

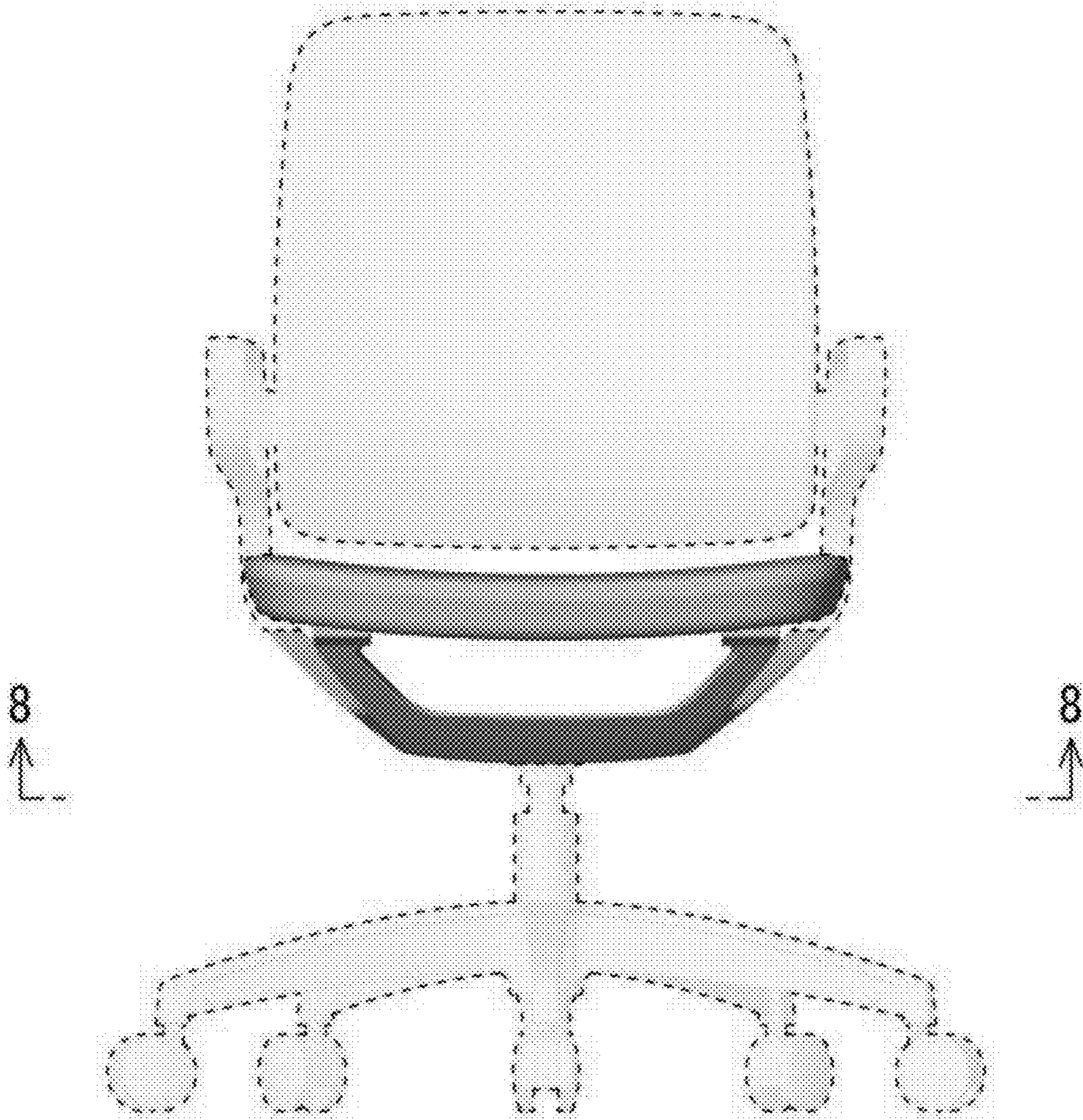


FIG. 3



FIG. 4



FIG. 5



FIG. 6

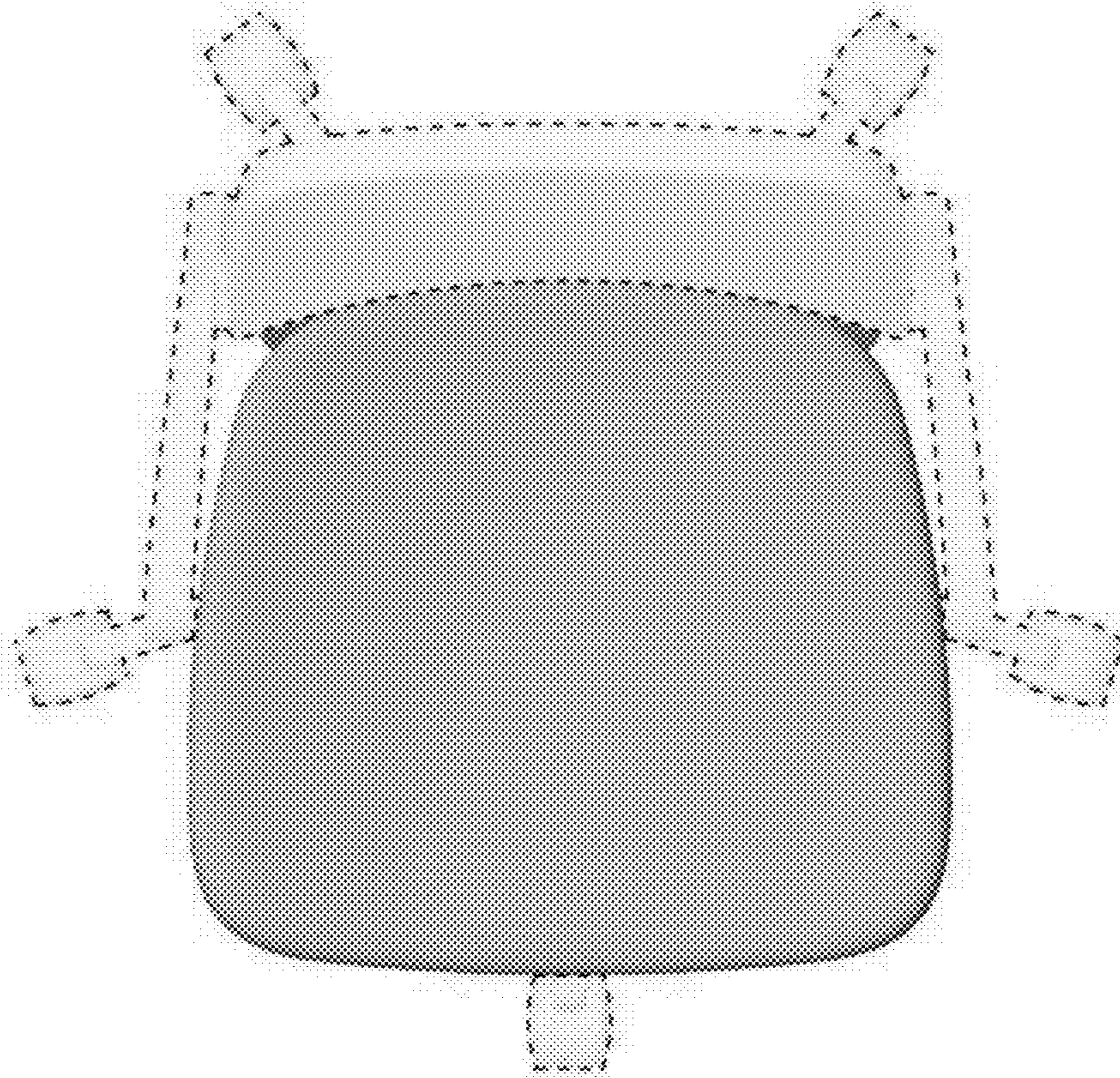


FIG. 7

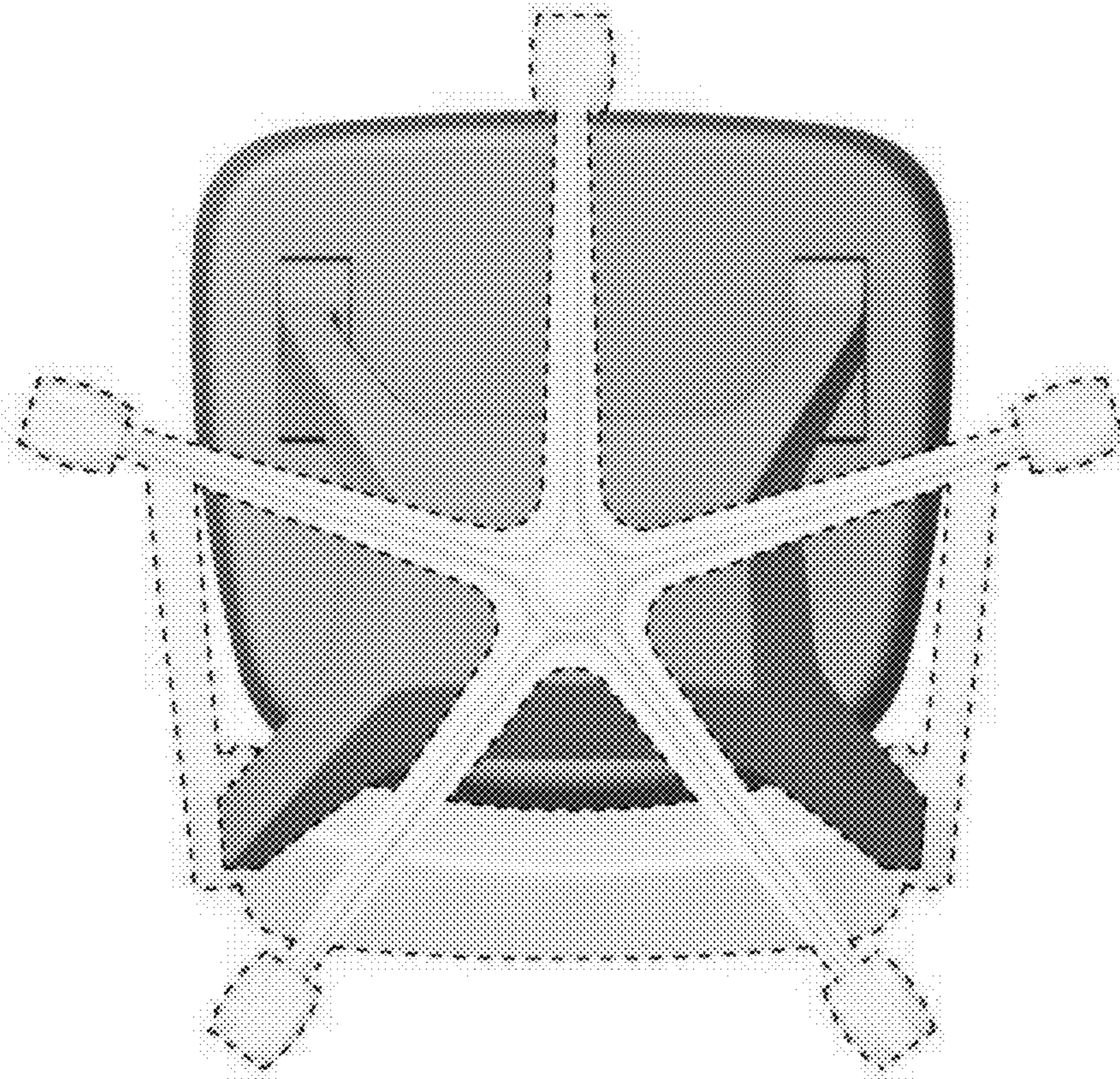


FIG. 8

