



US00D922781S

(12) **United States Design Patent**
Niasoff

(10) **Patent No.:** **US D922,781 S**
(45) **Date of Patent:** **** Jun. 22, 2021**

(54) **BELT HOLDER**

(71) Applicant: **Milliard Enterprises Limited Liability Company**, Lakewood, NJ (US)

(72) Inventor: **Tzipora Niasoff**, Lakewood, NJ (US)

(73) Assignee: **Milliard Enterprises Limited Liability Company**, Lakewood, NJ (US)

(**) Term: **15 Years**

(21) Appl. No.: **29/724,816**

(22) Filed: **Feb. 19, 2020**

(51) **LOC (13) Cl.** **06-08**

(52) **U.S. Cl.**

USPC **D6/320**; D6/553; D6/570

(58) **Field of Classification Search**

USPC D6/315, 320, 512, 513, 514, 553, 552,
D6/557, 570, 571

CPC A47G 25/32; A47G 25/28; A47G 25/743;
A47G 25/26; A47G 25/30; A47G
25/1442; A47G 25/06; A47G 25/38;
A47G 25/50; A47G 25/06; A47G 25/74;
A47G 25/1414; A47G 25/34; A47G
29/08; A47G 29/00; A47F 5/0006; A47F
7/19; A47F 7/12

See application file for complete search history.

(56) **References Cited**

U.S. PATENT DOCUMENTS

D168,542 S * 1/1953 Grzesiowski D6/320
D330,468 S * 10/1992 Jester, Jr. D6/552

D353,069 S * 12/1994 Pohlenz D6/553
D356,003 S * 3/1995 Anderson D6/570
D356,462 S * 3/1995 Ko D6/570
D405,276 S * 2/1999 Willett D6/320
D409,005 S * 5/1999 Knight D6/320
D497,275 S * 10/2004 Williams D6/570
D499,285 S * 12/2004 Wells D6/514
D545,101 S * 6/2007 Chang D6/553
7,455,185 B2 * 11/2008 Nelson A47F 7/12
211/13.1
D758,666 S * 6/2016 Carrillo D28/73

* cited by examiner

Primary Examiner — Lauren R Calve

(74) *Attorney, Agent, or Firm* — William G. Heedy; The Van Winkle Law Firm

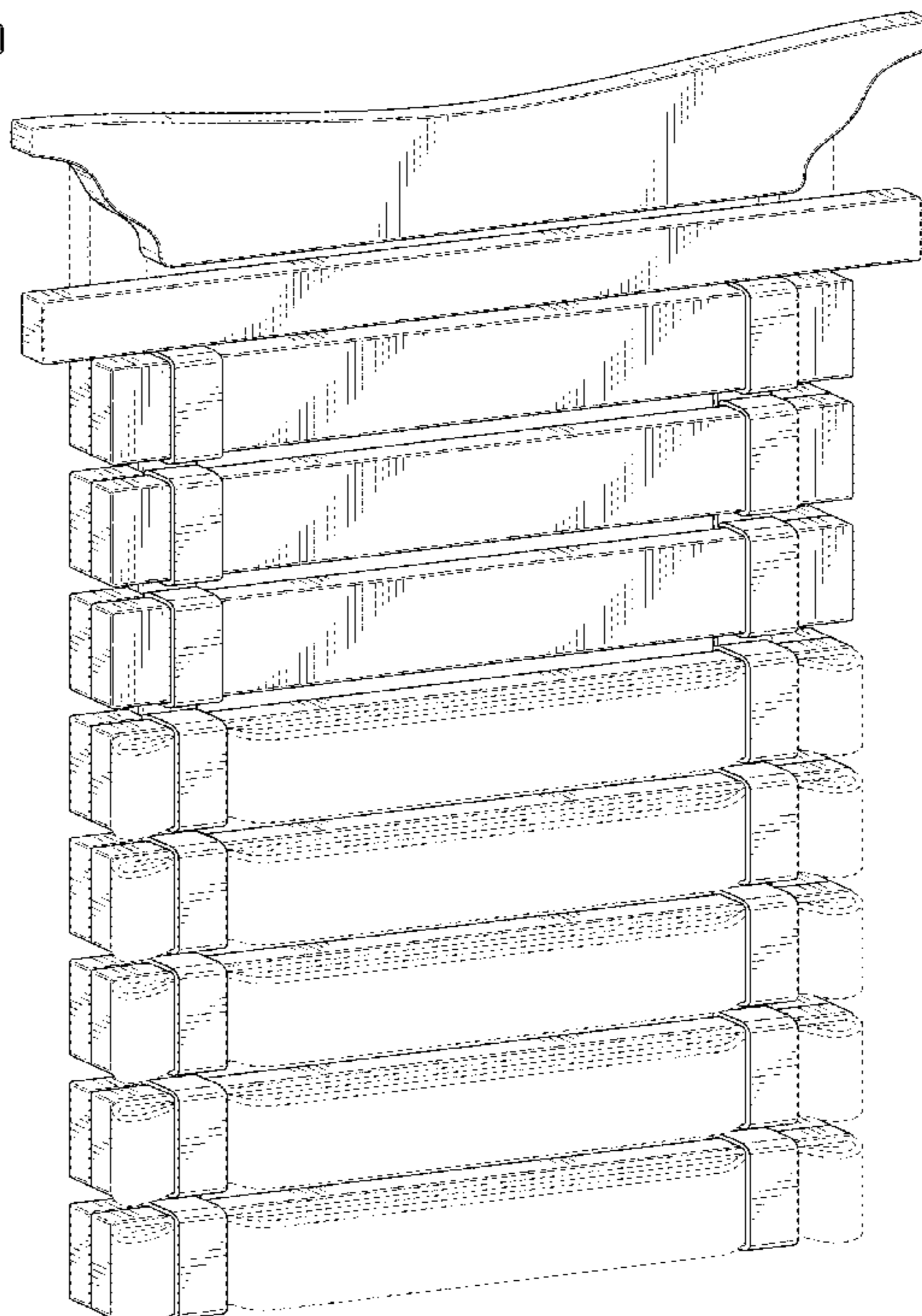
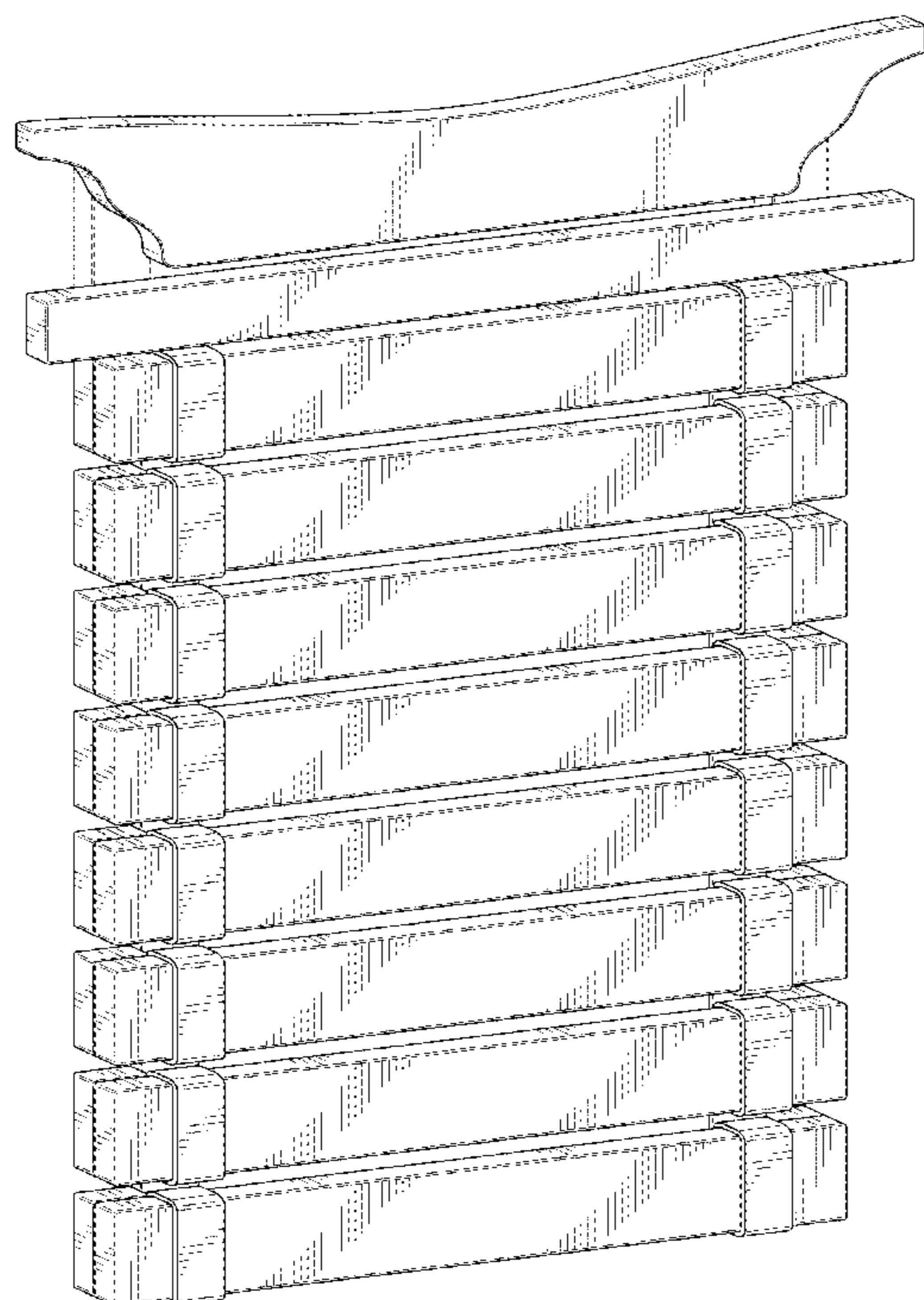
(57) **CLAIM**

The ornamental design for a belt holder, as shown and described.

DESCRIPTION

FIG. 1 is a perspective view of a belt holder;
FIG. 2 is a perspective view thereof shown in use;
FIG. 3 is a front elevational view of FIG. 1;
FIG. 4 is a rear elevational view thereof;
FIG. 5 is a right side view thereof;
FIG. 6 is a left side view thereof;
FIG. 7 is a top plan view thereof; and,
FIG. 8 is a bottom plan thereof.
In the drawings, the broken lines showing belts in FIG. 2 form no part of the claimed design.
The broken lines in FIGS. 1-7 illustrate portions of the belt holder that form no part of the claimed design.

1 Claim, 6 Drawing Sheets



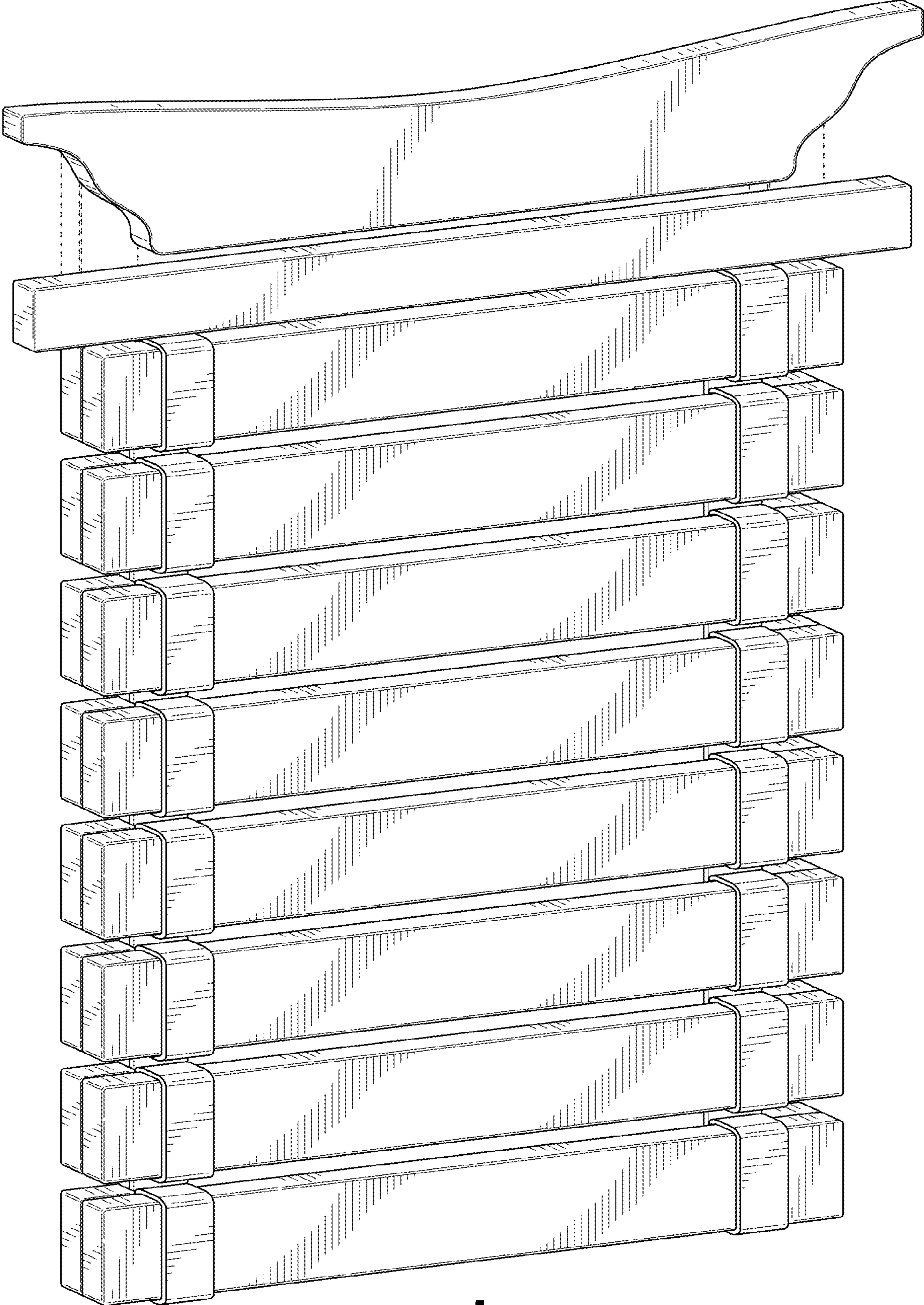


FIG. 1

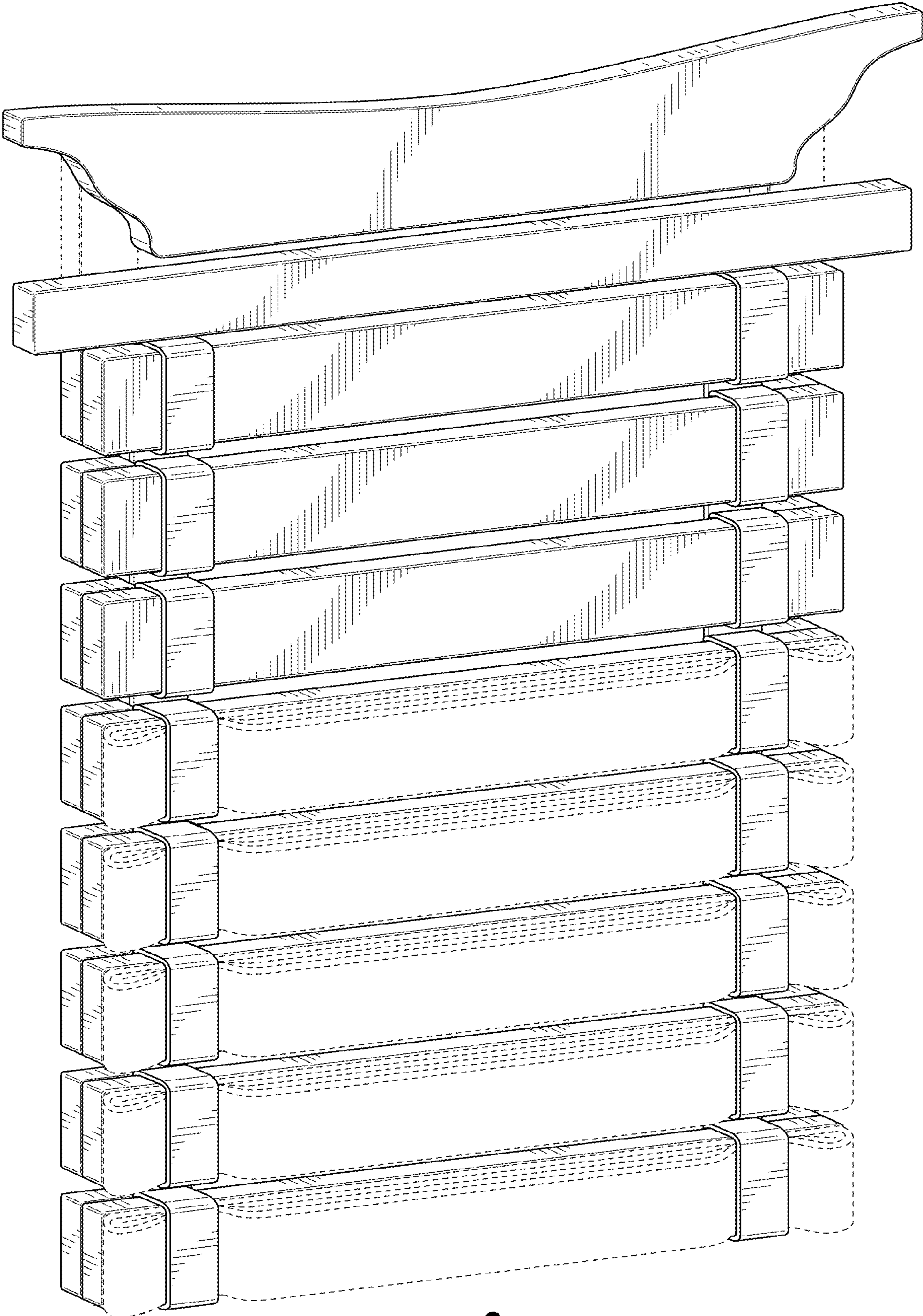


FIG. 2

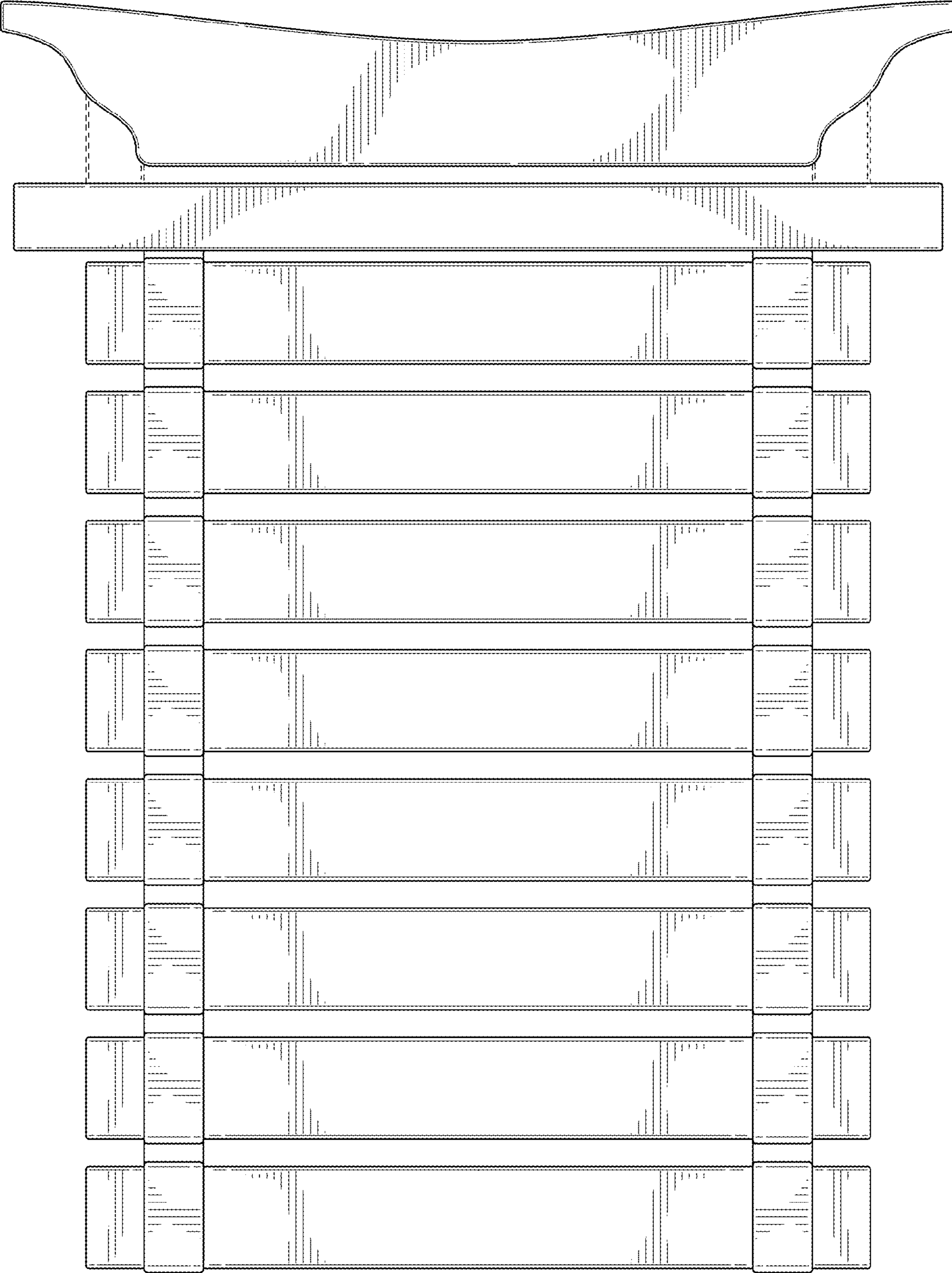


FIG. 3

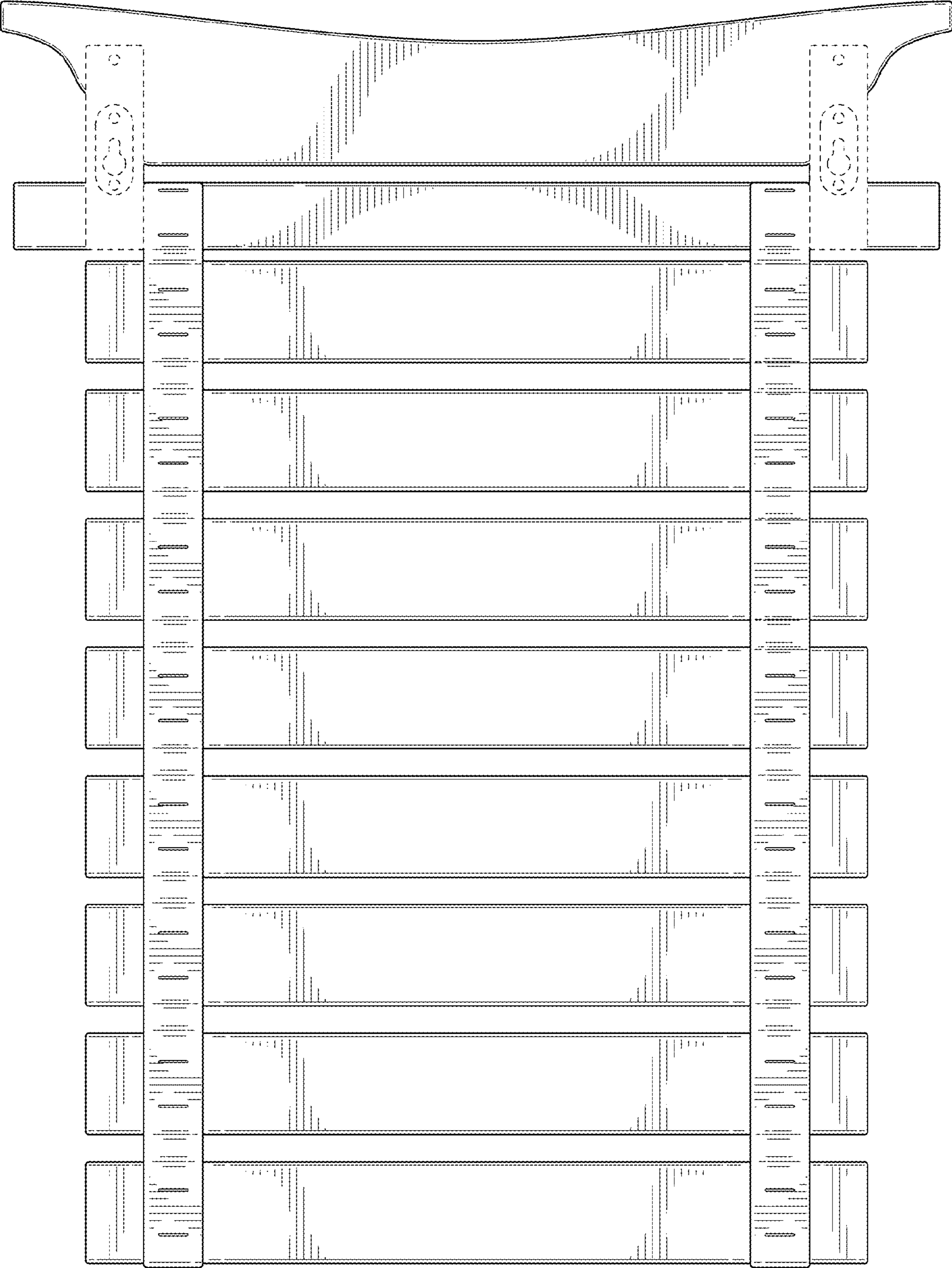


FIG. 4

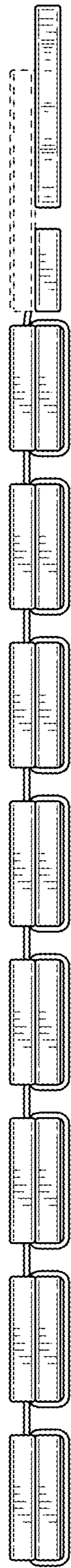


FIG. 5

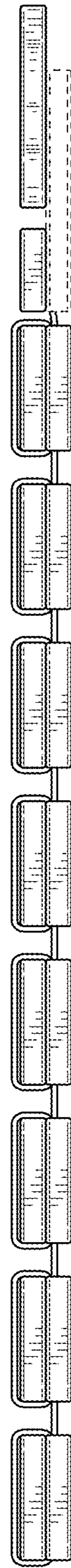


FIG. 6



FIG. 7

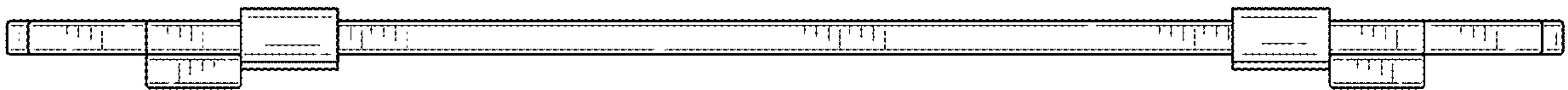


FIG. 8