



US00D922777S

(12) **United States Design Patent**
Benedith

(10) **Patent No.:** **US D922,777 S**
(45) **Date of Patent:** **** Jun. 22, 2021**

- (54) **PATCH**
- (71) Applicant: **Gracie Benedith**, Brooklyn, NY (US)
- (72) Inventor: **Gracie Benedith**, Brooklyn, NY (US)
- (**) Term: **15 Years**
- (21) Appl. No.: **29/702,708**
- (22) Filed: **Aug. 21, 2019**
- (51) **LOC (13) Cl.** **05-04**
- (52) **U.S. Cl.**
USPC **D5/30**
- (58) **Field of Classification Search**
USPC D5/4, 7, 11, 18, 21, 26, 30, 40, 41, 43,
D5/47, 48, 52, 53, 55, 56, 57, 58, 59, 60,
D5/61, 62, 63, 64, 65, 99; D6/582, 588,
D6/589, 597, 619, 602, 612, 616, 617,
D6/622; D19/1; D25/138; D32/57
CPC .. A61F 2002/30144; A61F 2002/30143; A61F
2013/53916; A61F 2013/530562; A61F
2013/00153; A61F 2013/0068; B44F
3/00; B44F 7/00; F41H 3/02
See application file for complete search history.

(56) **References Cited**

U.S. PATENT DOCUMENTS

- D4,154 S * 6/1870 Tasker D20/27
- D4,266 S * 7/1870 Rogers D20/23
- D8,550 S * 7/1875 Clark B42D 25/369
D5/30
- 348,782 A * 9/1886 Sawyer E04F 15/10
52/177
- 1,583,022 A * 5/1926 Stanley et al. B44C 1/17
428/187
- D134,731 S * 1/1943 Burton D5/30
- 3,153,868 A * 10/1964 Jones G09F 3/10
40/638

- 3,451,880 A * 6/1969 Kay G06K 19/02
428/131
- D276,245 S * 11/1984 Larsson D20/27
- D277,110 S * 1/1985 Gordon D2/739

(Continued)

Primary Examiner — Karen S Acker

(74) *Attorney, Agent, or Firm* — Gearhart Law LLC

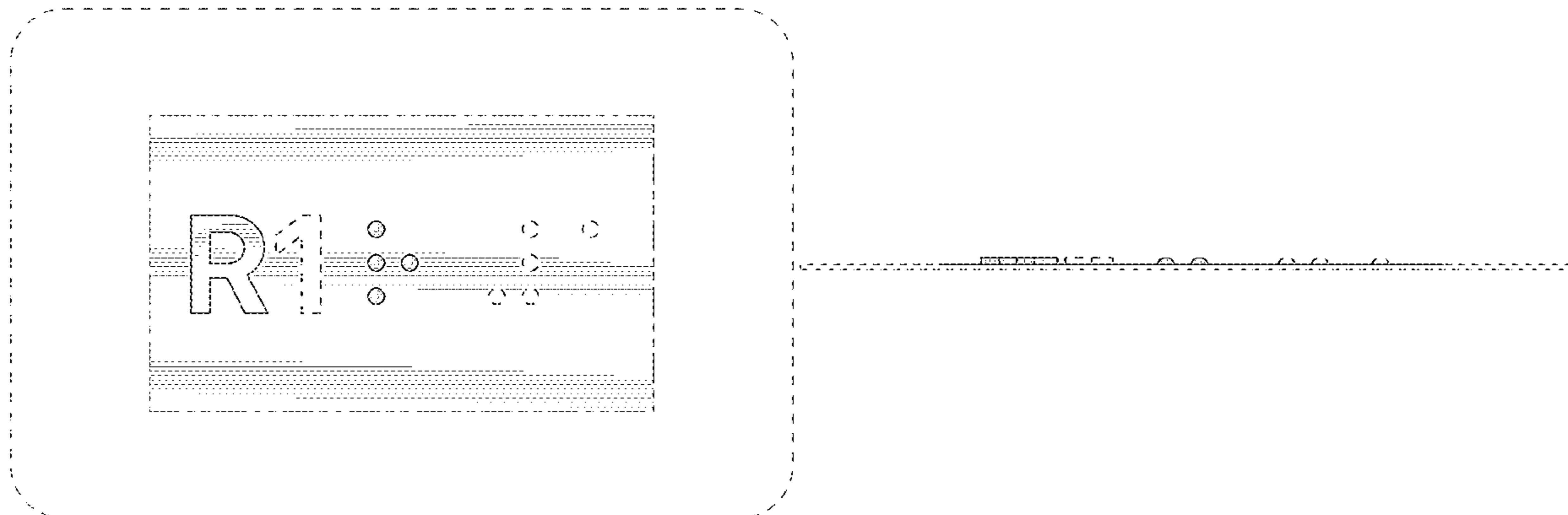
(57) **CLAIM**

The ornamental design for a patch, as shown and described.

DESCRIPTION

FIG. 1 is a perspective view of a first embodiment of the patch.
 FIG. 2 is a front view thereof.
 FIG. 3 is a bottom view thereof.
 FIG. 4 is a top view thereof.
 FIG. 5 is a left side view thereof.
 FIG. 6 is a right side view thereof.
 FIG. 7 is a perspective view of a second embodiment of the patch.
 FIG. 8 is a front view thereof.
 FIG. 9 is a bottom view thereof.
 FIG. 10 is a top view thereof.
 FIG. 11 is a left side view thereof.
 FIG. 12 is a right side view thereof.
 FIG. 13 is a perspective view of a third embodiment of the patch.
 FIG. 14 is a front view thereof.
 FIG. 15 is a bottom view thereof.
 FIG. 16 is a top view thereof.
 FIG. 17 is a left side view thereof; and,
 FIG. 18 is a right side view thereof.
 The dot dot dash broken lines denote boundaries of the claim and form no part thereof. The evenly spaced broken lines and the area outside of the dot dot dash boundary depict environmental subject matter that forms no part of the claimed design. The evenly spaced broken lines within the dot dot dash boundary depict portions of the patch that form no part of the claimed design.

1 Claim, 6 Drawing Sheets



(56)

References Cited

U.S. PATENT DOCUMENTS

4,511,616 A * 4/1985 Pitts B41M 3/14
283/114
4,625,337 A * 12/1986 Zahn G09F 3/00
2/247
4,648,189 A * 3/1987 Michel B42D 15/00
283/109
4,793,635 A * 12/1988 Lovison G03B 42/047
283/74
D301,088 S * 5/1989 Kawaguchi D5/53
5,240,789 A * 8/1993 Breen G09F 3/02
40/626
5,481,095 A * 1/1996 Mitsuda G06K 9/2036
235/454
D372,589 S * 8/1996 Burgess D5/53
D393,006 S * 3/1998 Ross D20/27
D464,806 S * 10/2002 Carter D5/47
D578,885 S * 10/2008 Ban D5/30
D593,159 S * 5/2009 Weber D20/27
D593,160 S * 5/2009 Weber D20/27
D593,161 S * 5/2009 Weber G09F 3/00
D20/27
D593,613 S * 6/2009 Langan G09F 3/02
D20/27
D598,660 S * 8/2009 Schaller D2/728
D670,918 S * 11/2012 Benjamin D5/63
D694,530 S * 12/2013 Leonard E04F 15/10
D5/63
D785,710 S * 5/2017 Lin G06K 9/2036
D20/27
D833,714 S * 11/2018 Airhart D2/840
2009/0200791 A1 * 8/2009 Despland B42D 25/369
283/85
2010/0006248 A1 * 1/2010 Haslop D21F 1/44
162/110

* cited by examiner

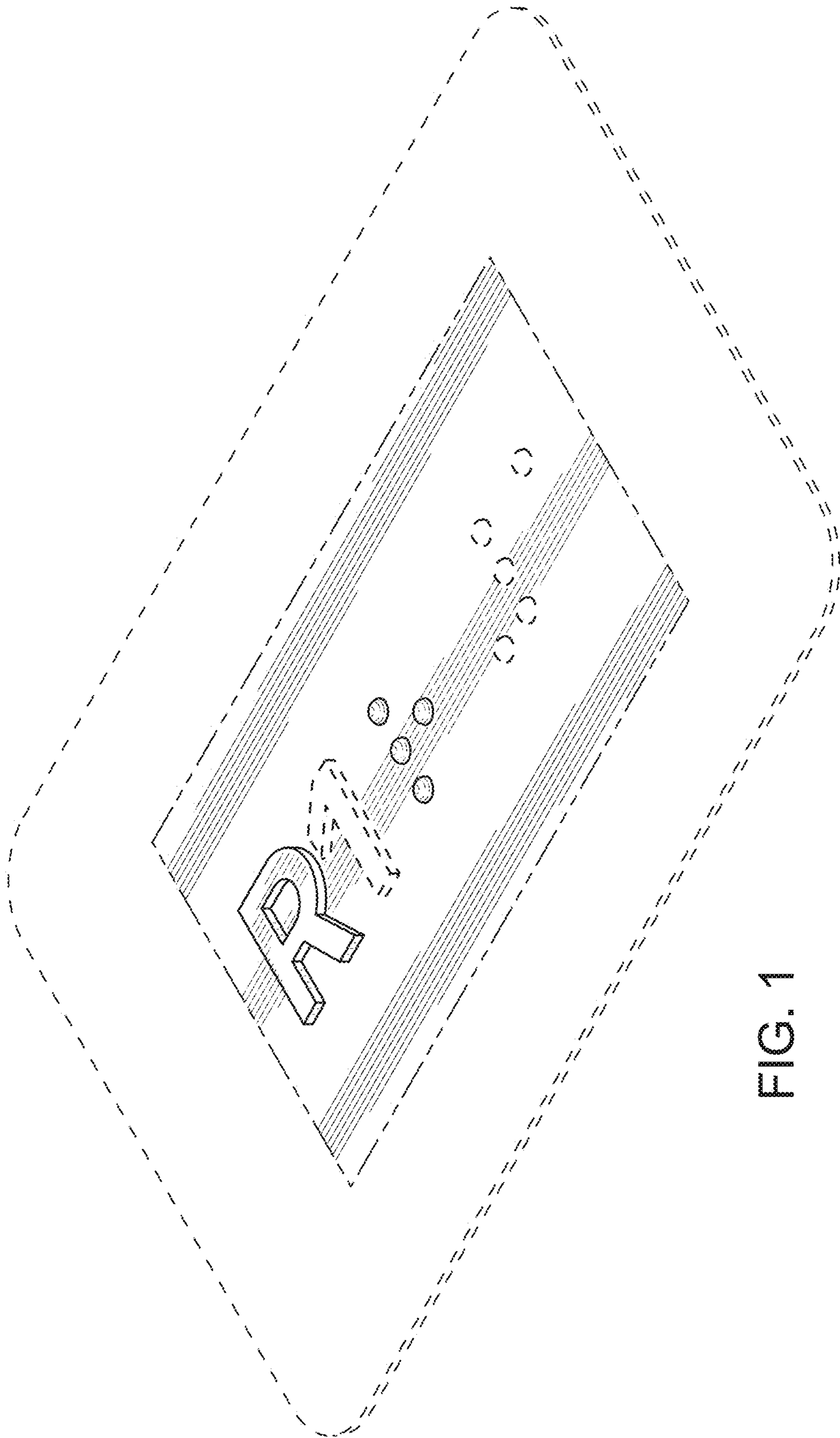


FIG. 1

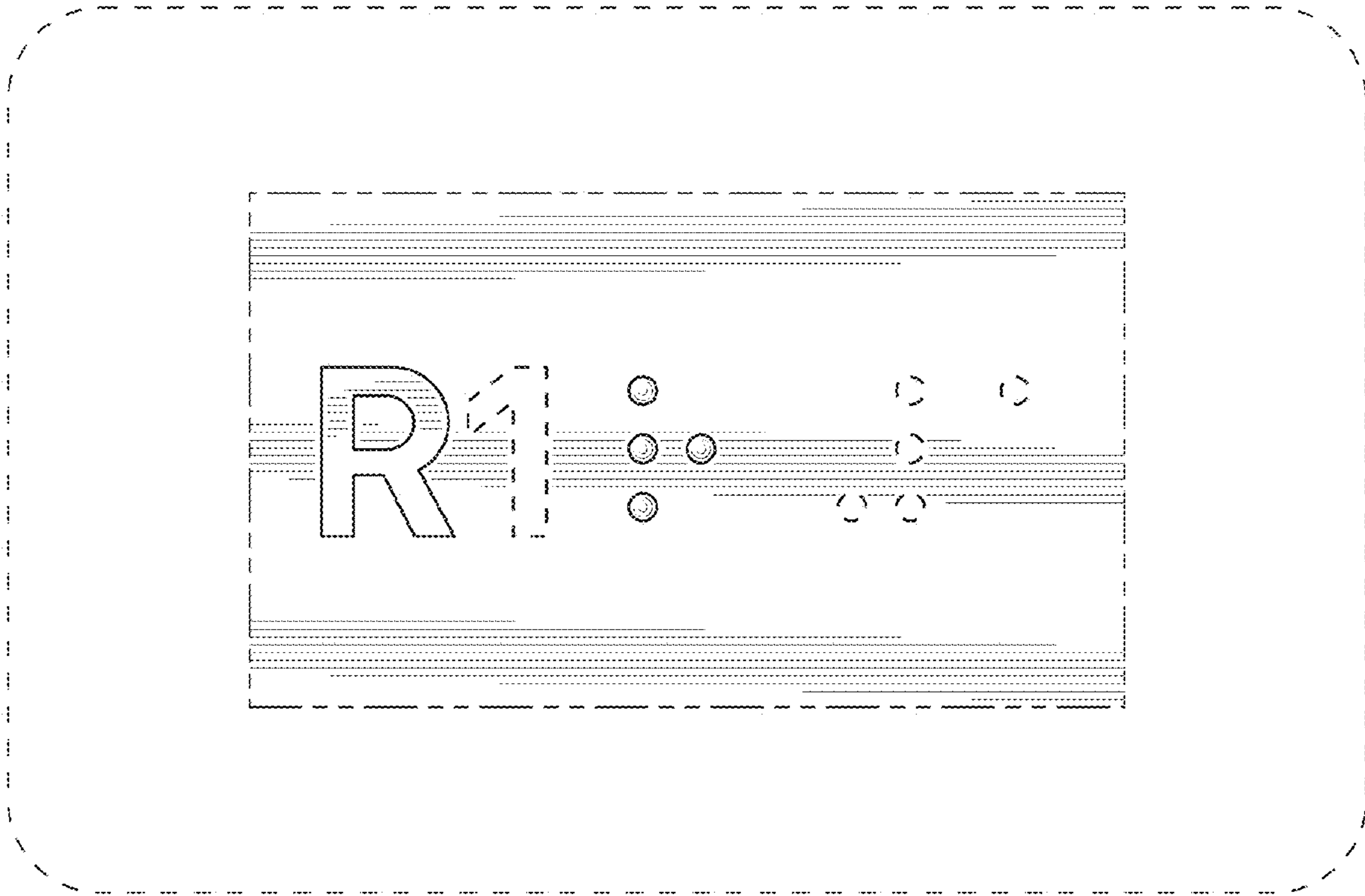


FIG. 2




FIG. 3




FIG. 4




FIG. 5

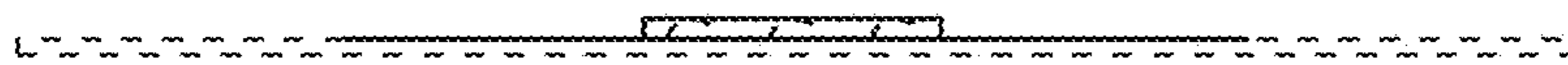


FIG. 6

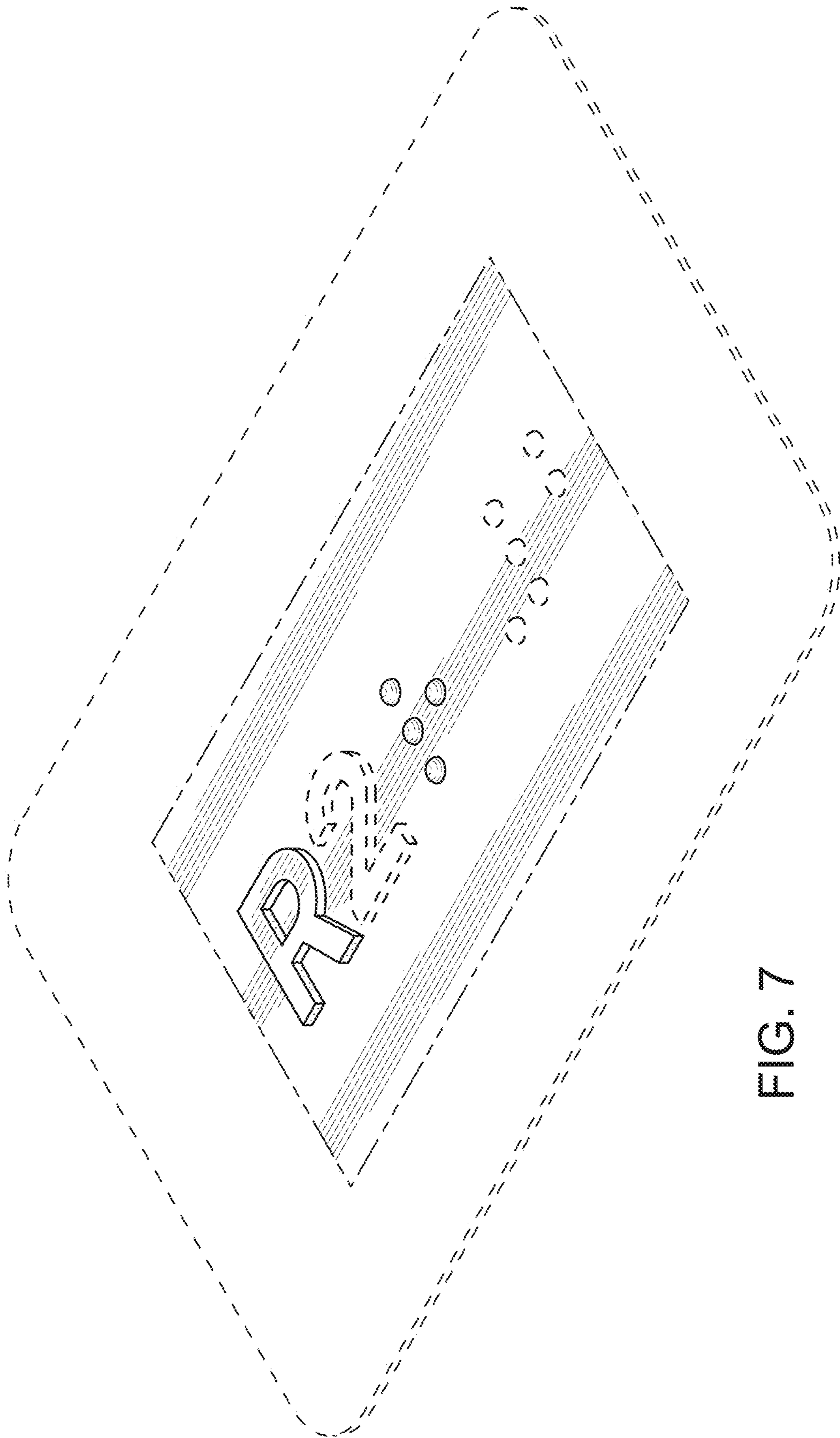


FIG. 7

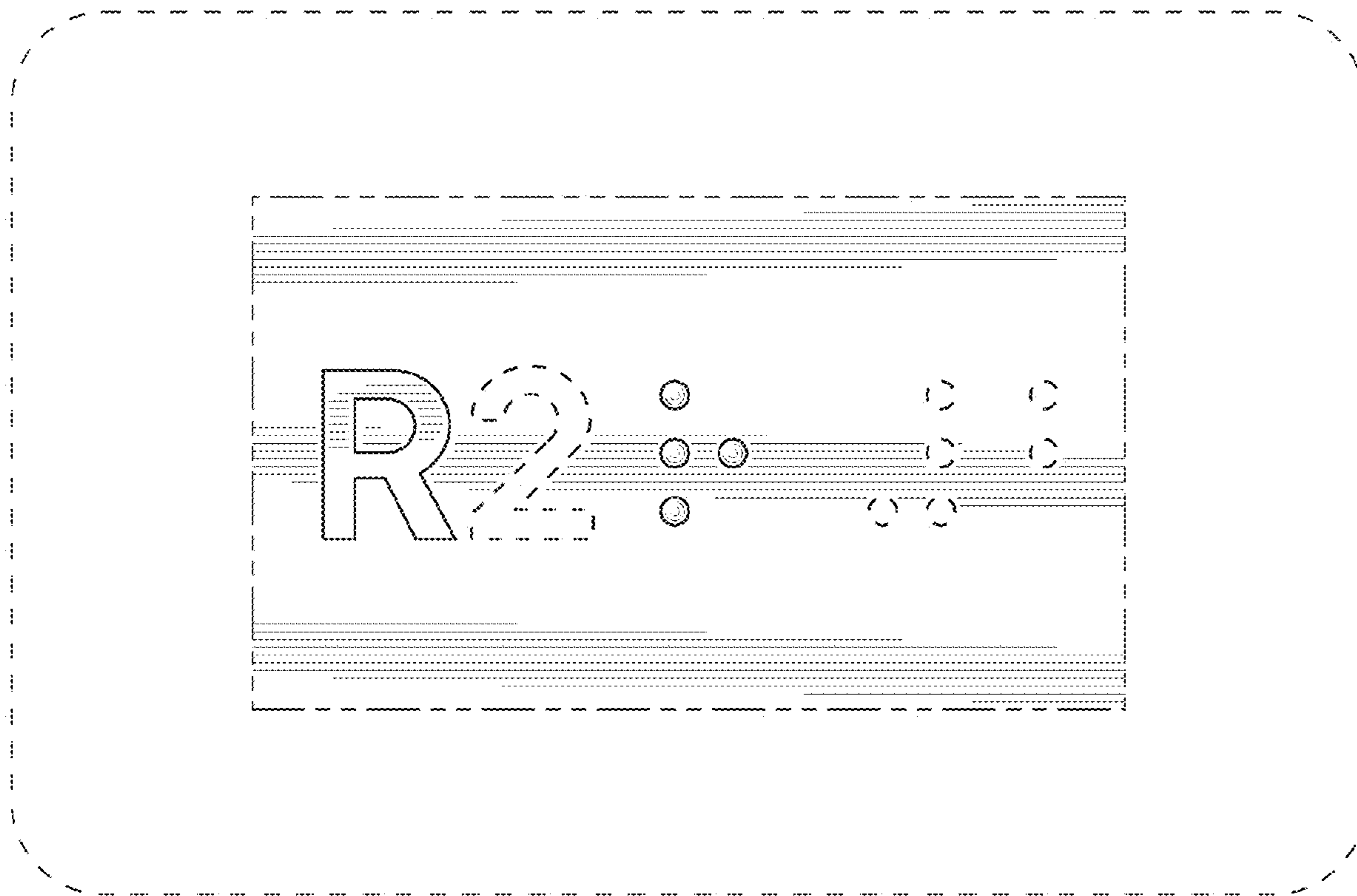


FIG. 8



FIG. 9

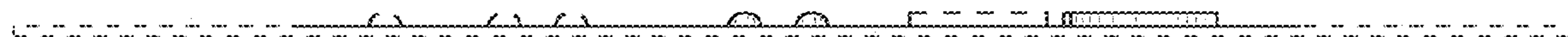


FIG. 10




FIG. 11

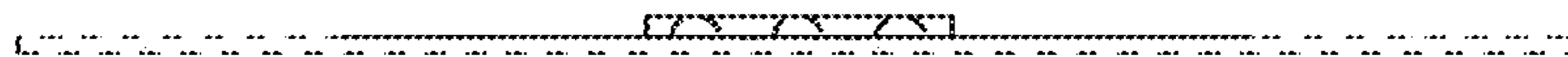


FIG. 12

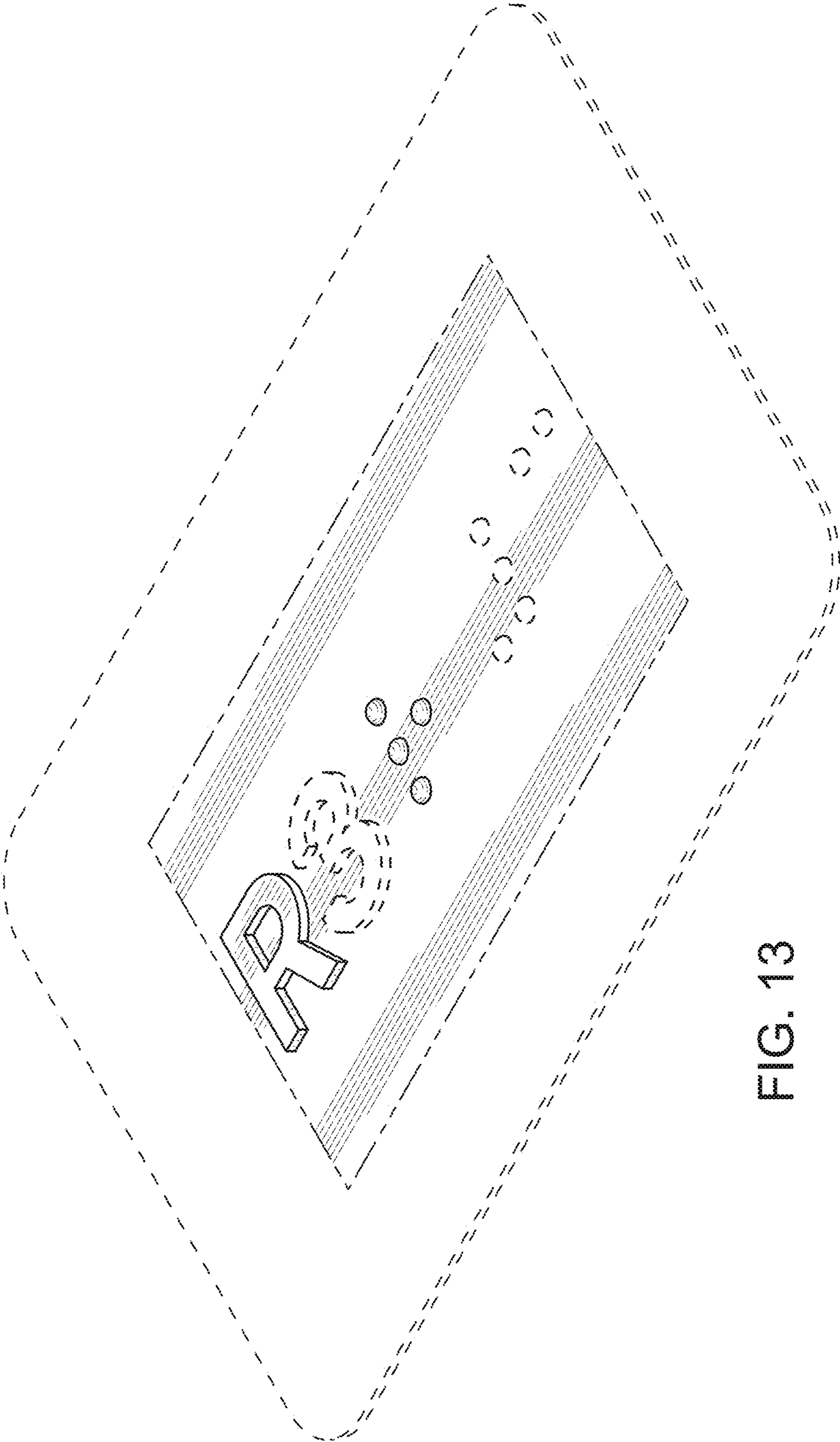


FIG. 13

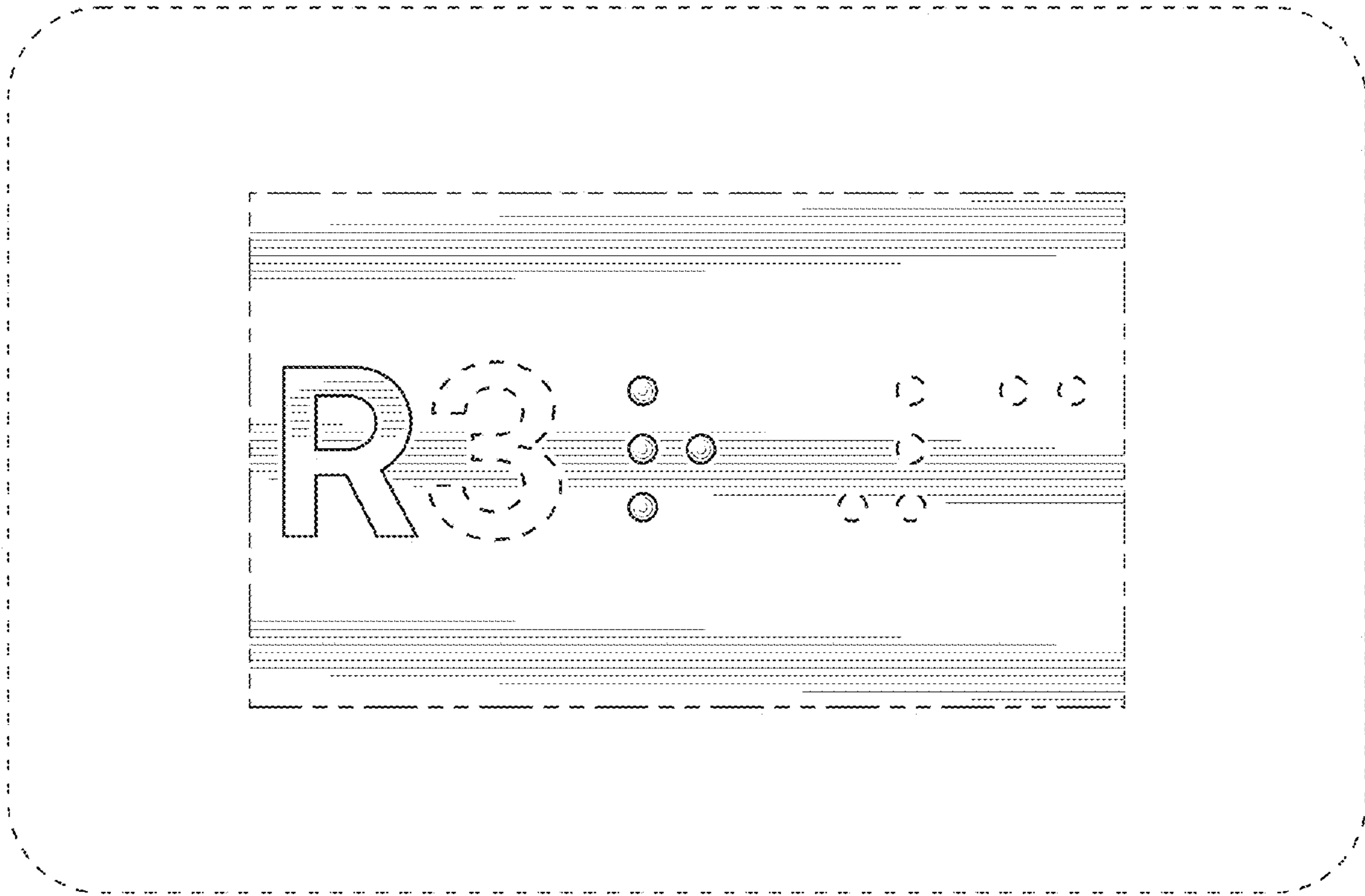


FIG. 14




FIG. 15




FIG. 16

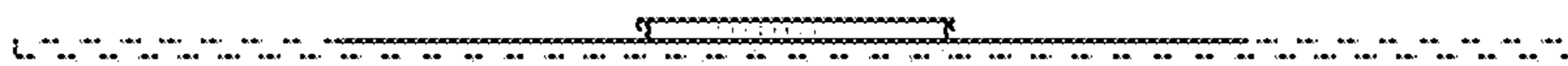


FIG. 17

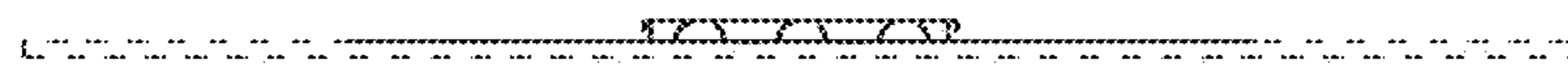


FIG. 18