



US00D922775S

(12) **United States Design Patent** (10) **Patent No.:** **US D922,775 S**
Albay et al. (45) **Date of Patent:** **** Jun. 22, 2021**

(54) **ELECTRIC TOOTHBRUSH HANDLE**

(71) Applicant: **Braun GmbH**, Kronberg (DE)

(72) Inventors: **Devran Albay**, Frankfurt (DE); **Moritz Carlo Honisch**, Frankfurt (DE); **Dominik Langhammer**, Frankfurt (DE); **Rüdiger Boss**, Frankfurt (DE); **Fritz Schubert**, Bad Camberg (DE)

(73) Assignee: **Braun GmbH**, Kronberg (DE)

(**) Term: **15 Years**

(21) Appl. No.: **29/693,802**

(22) Filed: **Jun. 5, 2019**

(30) **Foreign Application Priority Data**

Dec. 6, 2018 (WO) 970003857

(51) **LOC (13) Cl.** **28-03**

(52) **U.S. Cl.**
USPC **D4/101**

(58) **Field of Classification Search**
USPC D4/100, 101, 102, 104, 105, 106, 107, D4/108, 109, 110, 111, 112, 113, 114, D4/115, 116, 119, 130, 132, 133, 134, D4/136, 137, 138, 199
CPC ... A46B 2200/1066; A46B 5/02; A61C 17/16; A61C 17/22

See application file for complete search history.

(56) **References Cited**

U.S. PATENT DOCUMENTS

D657,954 S * 4/2012 Gebski D4/101
D658,381 S * 5/2012 Gebski D4/101
D692,242 S * 10/2013 Jimenez D4/104

D719,737 S * 12/2014 Adriaenssen D4/101
D749,851 S * 2/2016 Watkins D4/101
D759,381 S * 6/2016 Watkins D4/101
D778,056 S * 2/2017 Wada D4/101
D799,217 S * 10/2017 Masee D4/101
D817,000 S * 5/2018 Sedic D4/101
D824,677 S * 8/2018 Tseng D4/101
D844,995 S * 4/2019 Wong D4/101
D850,113 S * 6/2019 Sedic D4/101
D874,830 S * 2/2020 Choi D4/101
D912,989 S * 3/2021 Albay D4/101
2017/0215568 A1* 8/2017 Kim A46B 9/045
2019/0358006 A1* 11/2019 Arias Haber A61C 17/0202

* cited by examiner

Primary Examiner — Karen E Eldridge Powers

(74) *Attorney, Agent, or Firm* — Vladimir Vitenberg

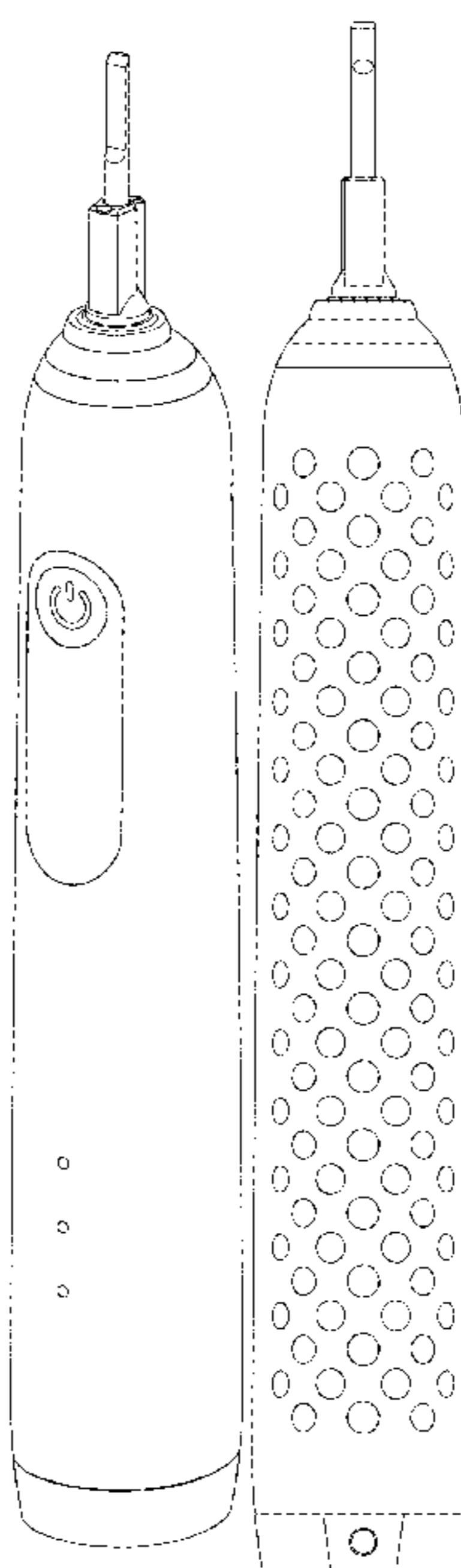
(57) **CLAIM**

The ornamental design for an electric toothbrush handle, as shown and described.

DESCRIPTION

FIG. 1 is a perspective view of a first embodiment of an electric toothbrush handle;
FIG. 2 is a front elevation view thereof;
FIG. 3 is a right-side elevation view thereof;
FIG. 4 is a rear elevation view thereof;
FIG. 5 is a left-side elevation view thereof;
FIG. 6 is a top-plan view thereof;
FIG. 7 is a perspective view of a second embodiment of an electric toothbrush handle;
FIG. 8 is a front elevation view thereof;
FIG. 9 is a right-side elevation view thereof;
FIG. 10 is a rear elevation view thereof;
FIG. 11 is a left-side elevation view thereof; and,
FIG. 12 is a top-plan view thereof.

1 Claim, 6 Drawing Sheets



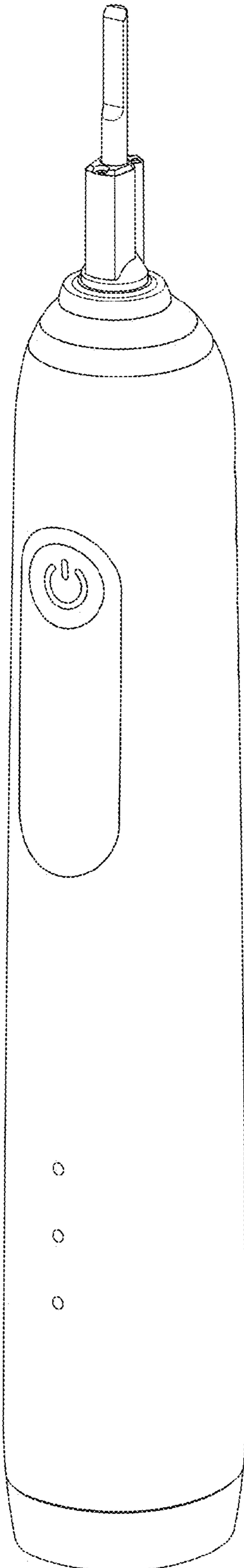


FIG. 1

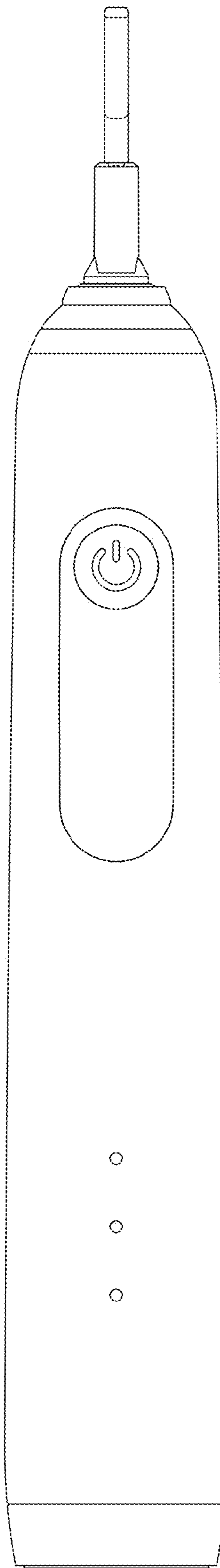


FIG. 2

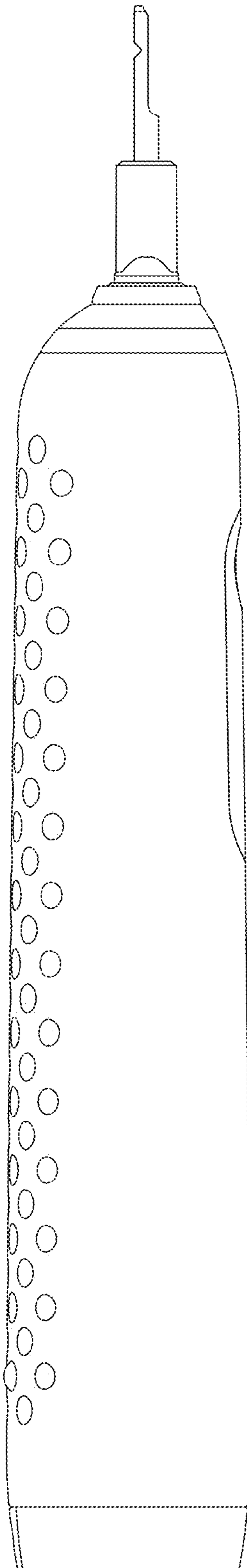


FIG. 3




FIG. 4

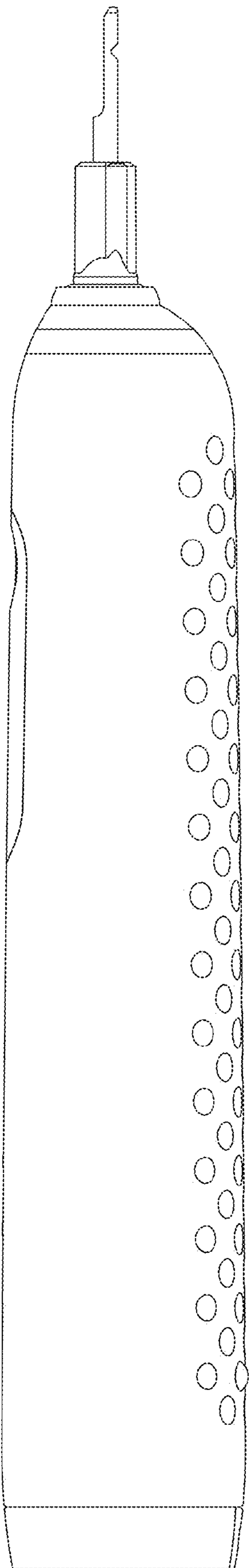


FIG. 5

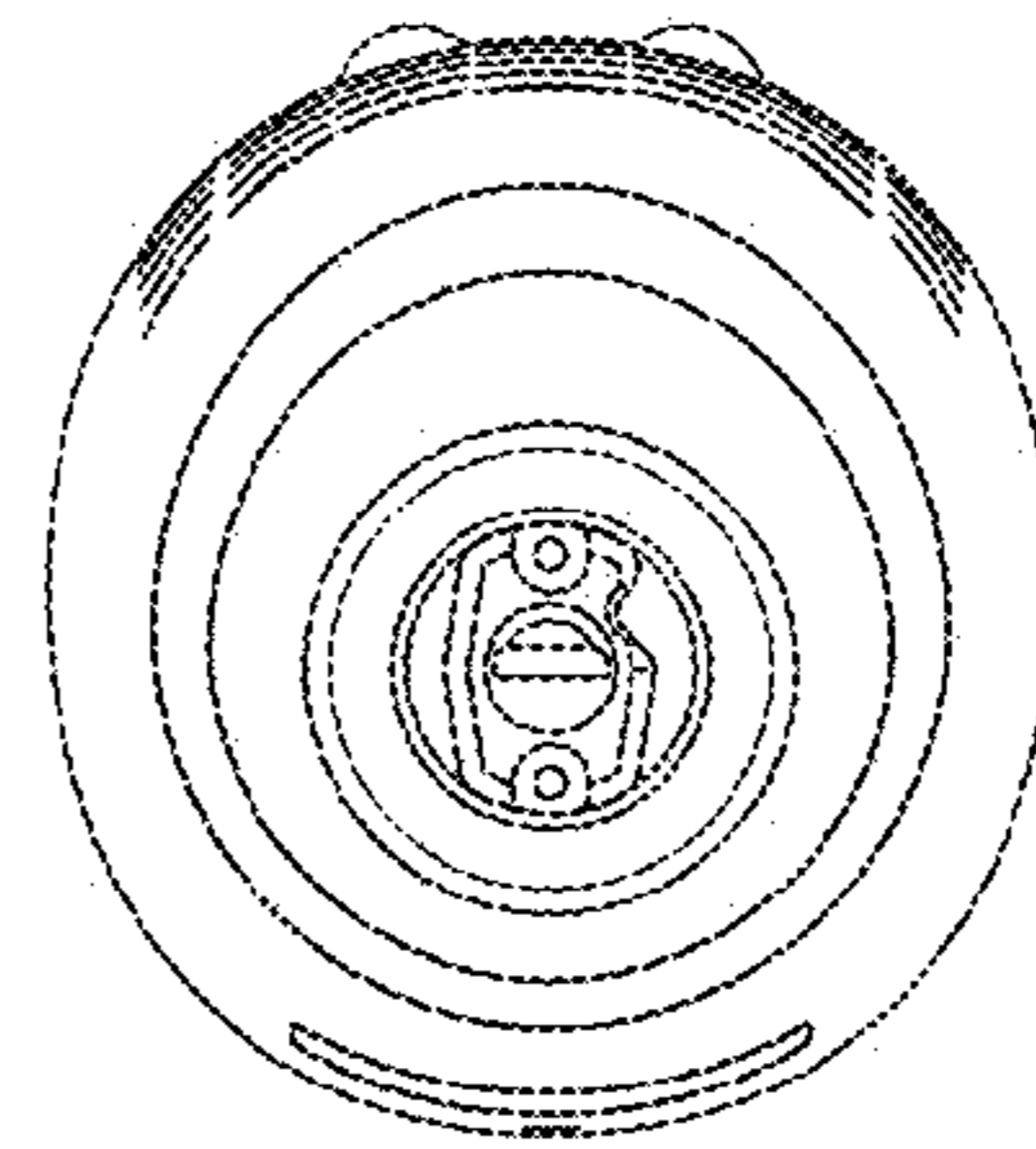


FIG. 6

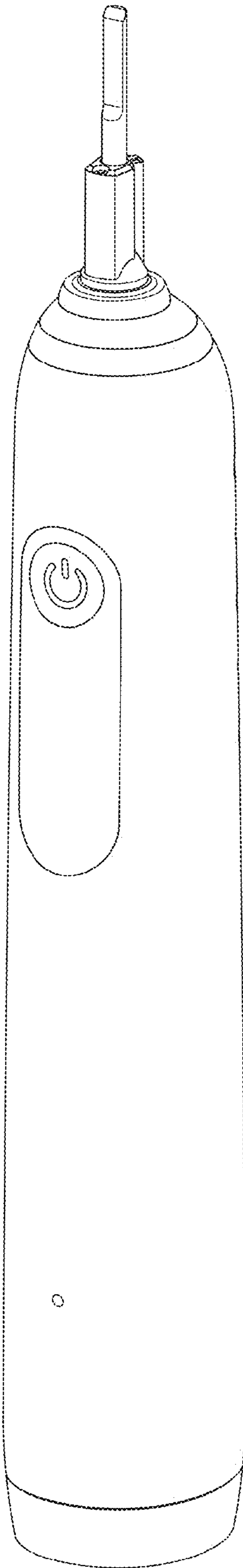


FIG. 7

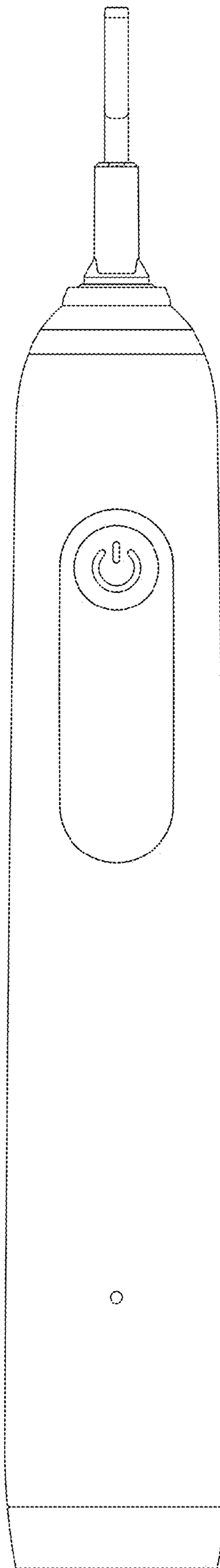


FIG. 8

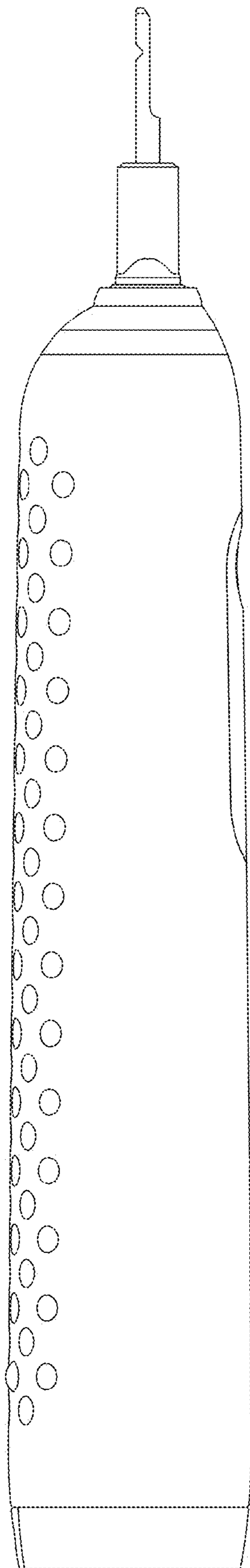


FIG. 9




FIG. 10

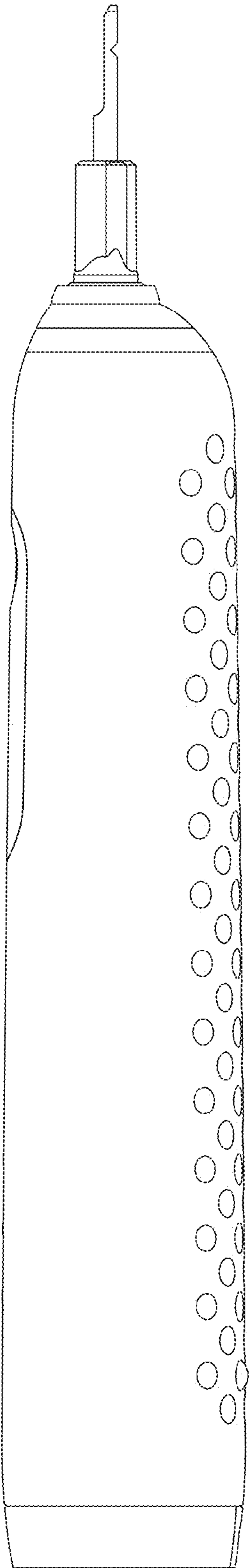


FIG. 11

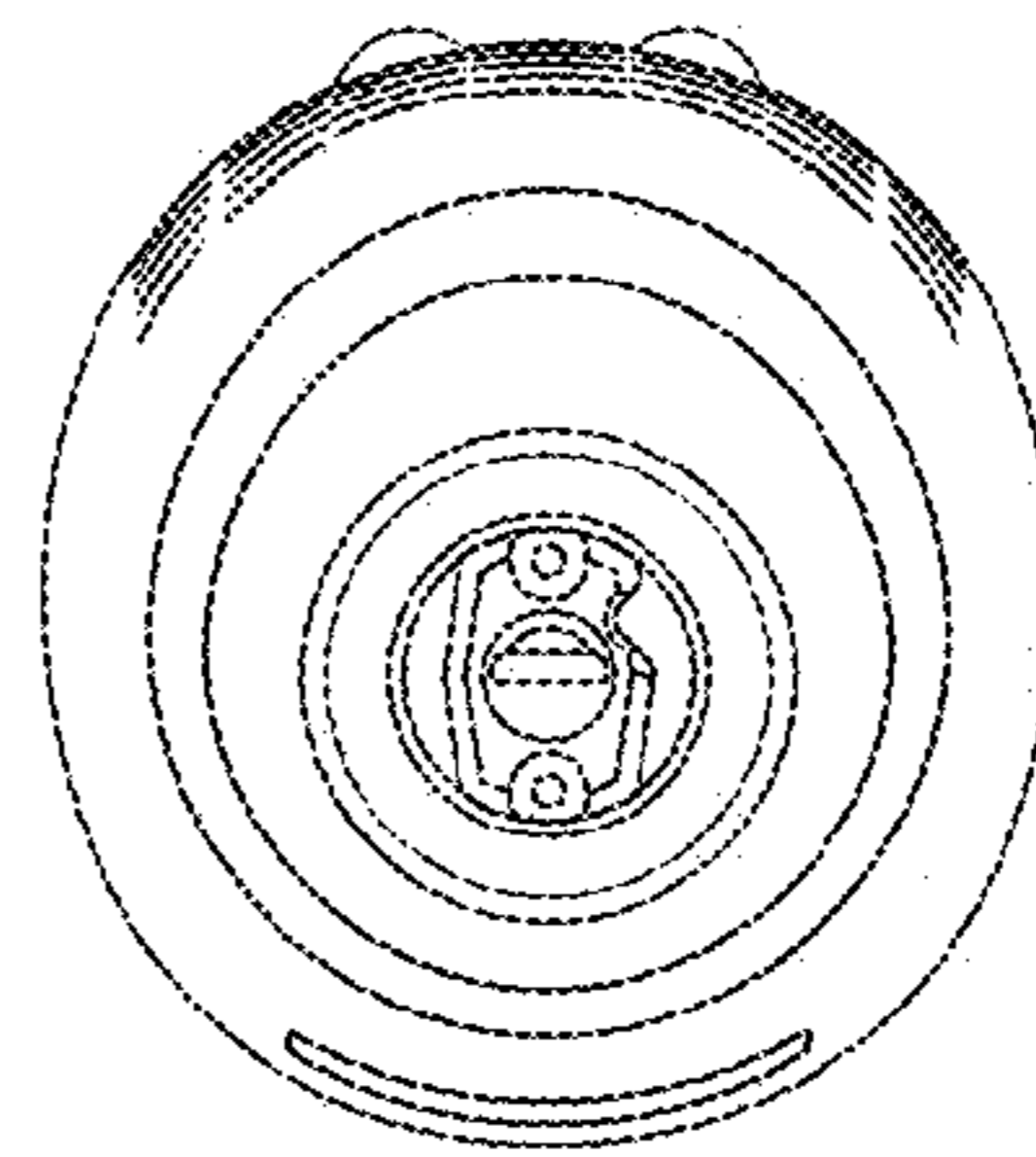


FIG. 12