



US00D922745S

(12) **United States Design Patent** (10) **Patent No.:** **US D922,745 S**
DeAlmeida (45) **Date of Patent:** **** Jun. 22, 2021**

(54) **SHOE**
(71) Applicant: **NIKE, Inc.**, Beaverton, OR (US)
(72) Inventor: **Matthew DeAlmeida**, Portland, OR (US)
(73) Assignee: **NIKE, Inc.**, Beaverton, OR (US)
(**) Term: **15 Years**
(21) Appl. No.: **29/722,719**
(22) Filed: **Jan. 31, 2020**
(51) **LOC (13) Cl.** **02-04**
(52) **U.S. Cl.**
USPC **D2/953; D2/951**
(58) **Field of Classification Search**
USPC D2/902, 906, 908, 916, 918, 925,
D2/946-962, 977; 36/3 B, 22 R, 24.5,
36/25 R, 28, 32 R, 34 R, 59 C, 67 A, 103
CPC A43B 13/00; A43B 13/02; A43B 13/023;
A43B 13/026; A43B 13/04; A43B 13/08;
A43B 13/10; A43B 13/12; A43B 13/14;
A43B 13/141; A43B 13/143; A43B
13/16; A43B 13/18; A43B 13/181; A43B
13/187; A43B 13/189; A43B 13/20; A43B
13/22; A43B 13/223; A43B 13/24; A43B
13/28; A43B 13/30; A43B 13/32; A43B
13/34; A43B 13/36
See application file for complete search history.

(56) **References Cited**
U.S. PATENT DOCUMENTS
5,280,680 A * 1/1994 Burke A43B 13/14
36/114
D369,235 S * 4/1996 Senda D2/951
D375,399 S * 11/1996 Cook D2/951
D387,895 S 12/1997 Cooper
D394,939 S 6/1998 Avar

6,061,929 A * 5/2000 Ritter A43B 3/0052
36/107
D456,128 S * 4/2002 Evans D2/961
D509,047 S * 9/2005 Hansen D2/947
D515,791 S 2/2006 McClaskie
D520,720 S * 5/2006 Hobson D2/946
D544,183 S * 6/2007 Hull D2/954
D605,837 S * 12/2009 Andersen D2/951
D686,405 S 7/2013 Little
D704,423 S 5/2014 Williams, Jr.
D777,412 S * 1/2017 Antonelli D2/951
D782,799 S * 4/2017 Caron D2/959
D784,673 S 4/2017 Seamarks
D790,821 S 7/2017 Beers et al.
D793,684 S 8/2017 Anceresi
D793,685 S 8/2017 Anceresi
D805,279 S 12/2017 Odinot
D812,876 S * 3/2018 Gibson D2/953
D833,722 S 11/2018 Durflinger
D836,895 S 1/2019 Taylor
(Continued)

FOREIGN PATENT DOCUMENTS

CN 302844782 S 6/2014
CN 304193119 S 7/2017
(Continued)

Primary Examiner — T Chase Nelson
(74) *Attorney, Agent, or Firm* — Banner & Witcoff, Ltd.

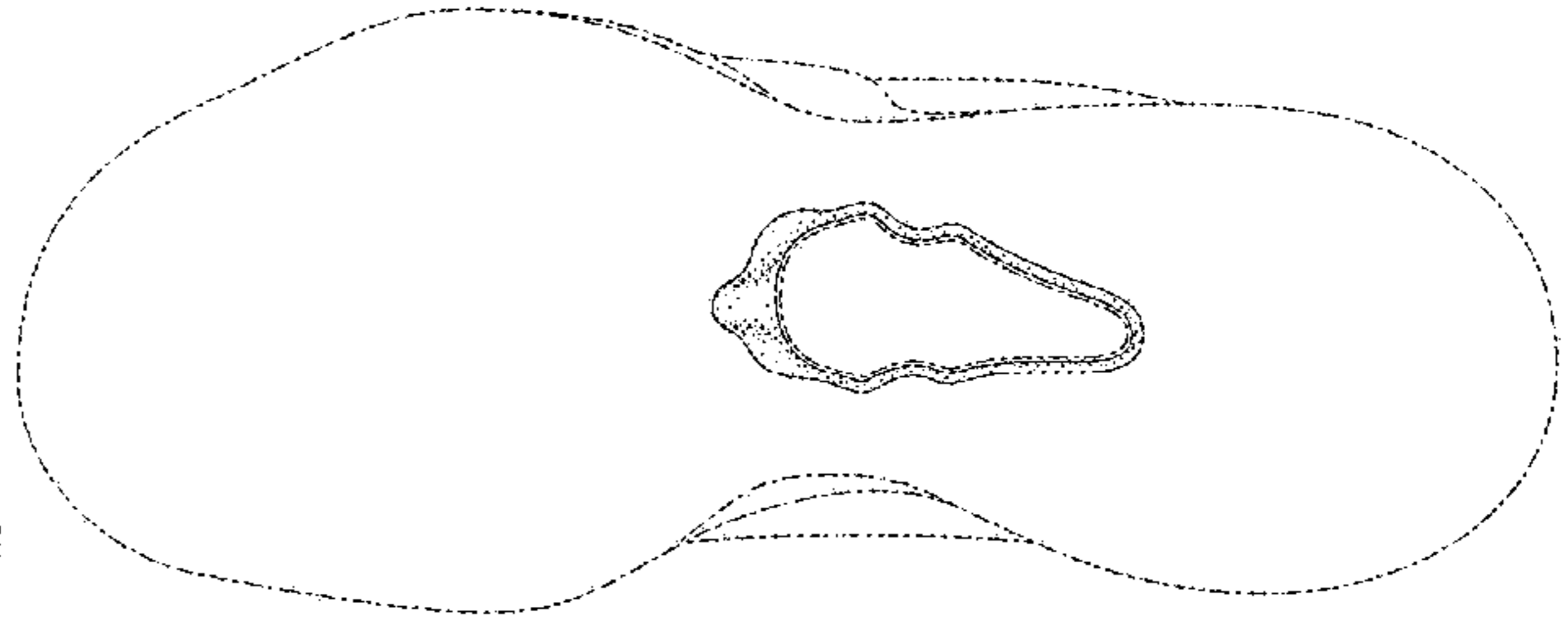
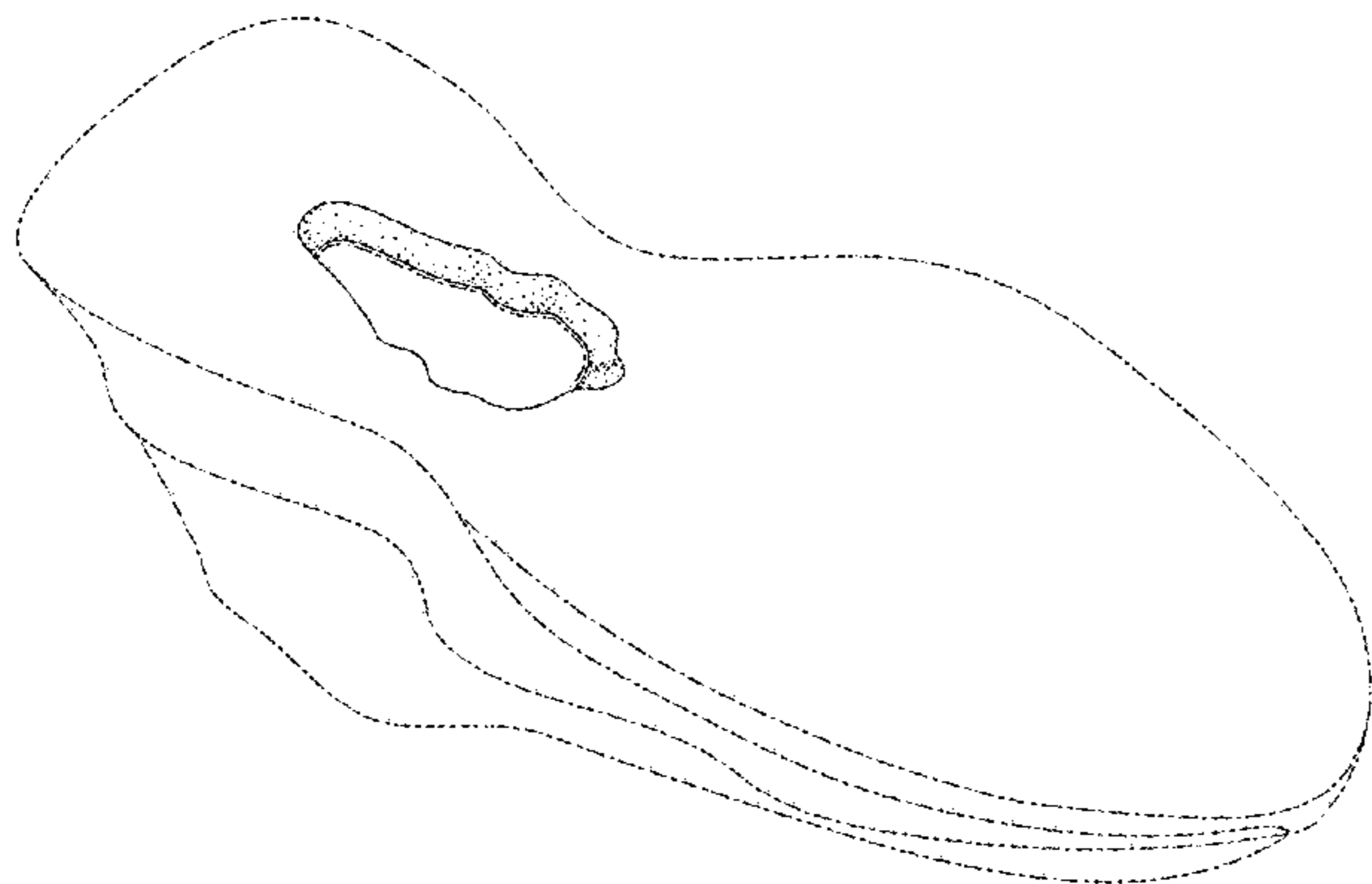
(57) **CLAIM**

The ornamental design for a shoe, as shown and described.

DESCRIPTION

FIG. 1 is a front perspective view of a shoe showing my new design;
FIG. 2 is a bottom view thereof; and,
FIG. 3 is a rear perspective view thereof.
The broken lines depicting the remainder of the shoe form no part of the claimed design.

1 Claim, 3 Drawing Sheets



(56)

References Cited

U.S. PATENT DOCUMENTS

D841,955 S * 3/2019 Winfield A43B 13/14
 D2/953
 D842,594 S * 3/2019 Small D2/953
 D842,599 S * 3/2019 Toms, Jr. D2/961
 D848,720 S * 5/2019 Gibson A43B 3/0052
 D2/957
 D858,058 S 9/2019 McMillan
 D858,059 S 9/2019 McMillan
 D858,060 S 9/2019 McMillan
 D871,036 S 12/2019 Amago
 D872,435 S * 1/2020 Jones D2/953
 D878,716 S * 3/2020 Sassi D2/902
 D880,124 S * 4/2020 Seamarks D2/953
 D890,495 S * 7/2020 Petrie A43B 13/223
 D2/957
 D894,564 S * 9/2020 Lopez Cali D2/957
 D899,741 S * 10/2020 Lesecq D2/953
 D900,446 S * 11/2020 Jury D2/953
 D915,045 S * 4/2021 Rasmussen D2/953
 2011/0277351 A1 * 11/2011 Scoledes A43B 13/223
 36/103
 2019/0059511 A1 * 2/2019 Walker A43B 13/04

FOREIGN PATENT DOCUMENTS

CN 304377616 S 12/2017
 CN 304691854 S 6/2018
 CN 304900840 S 11/2018
 CN 304988805 S 1/2019
 CN 305078145 S 3/2019
 CN 305252511 S 7/2019
 CN 305257678 S 7/2019

* cited by examiner

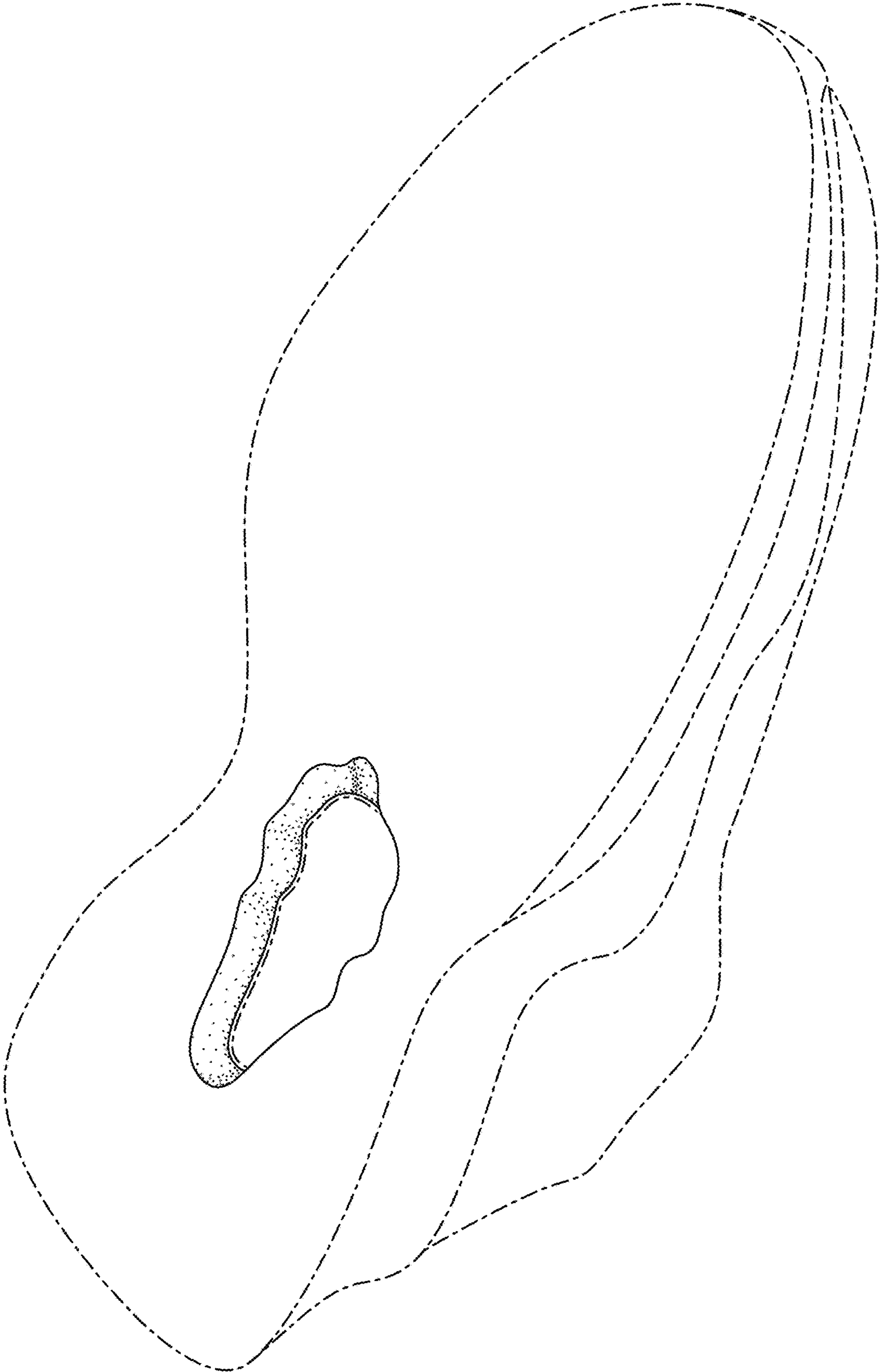


FIG. 1

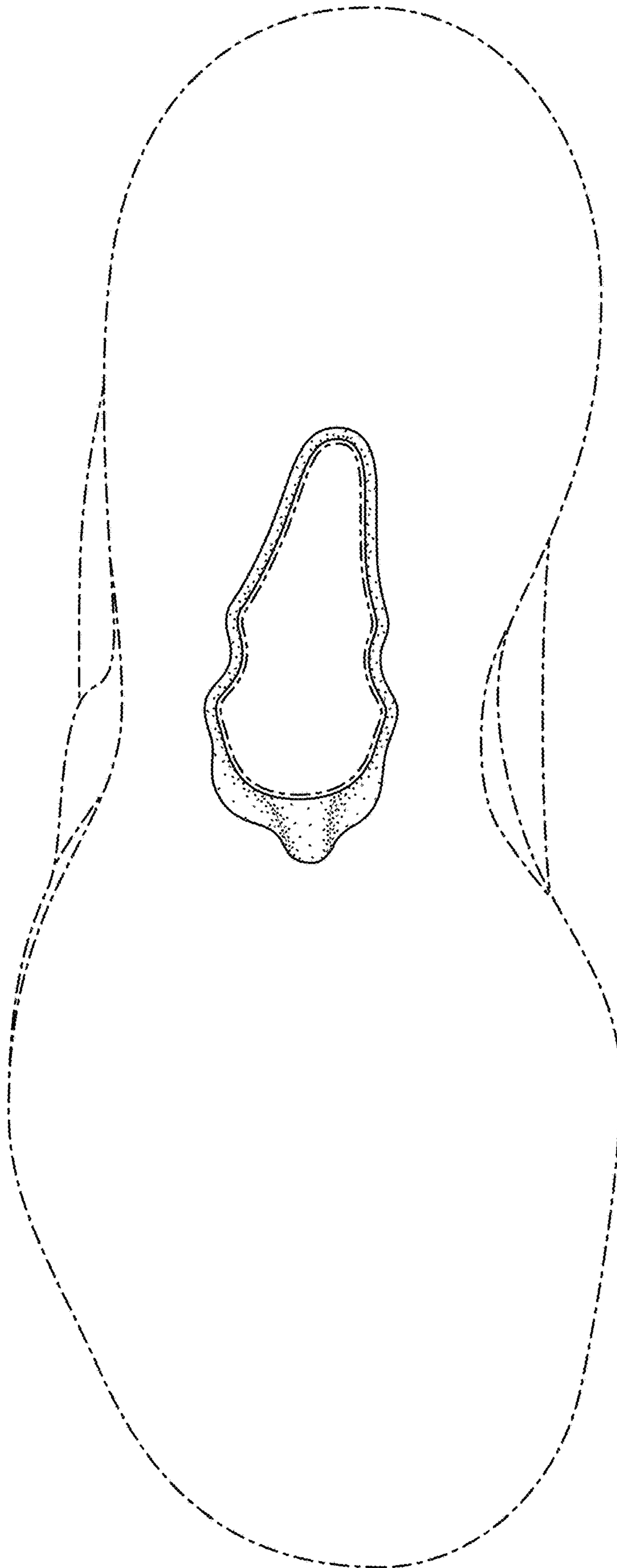


FIG. 2

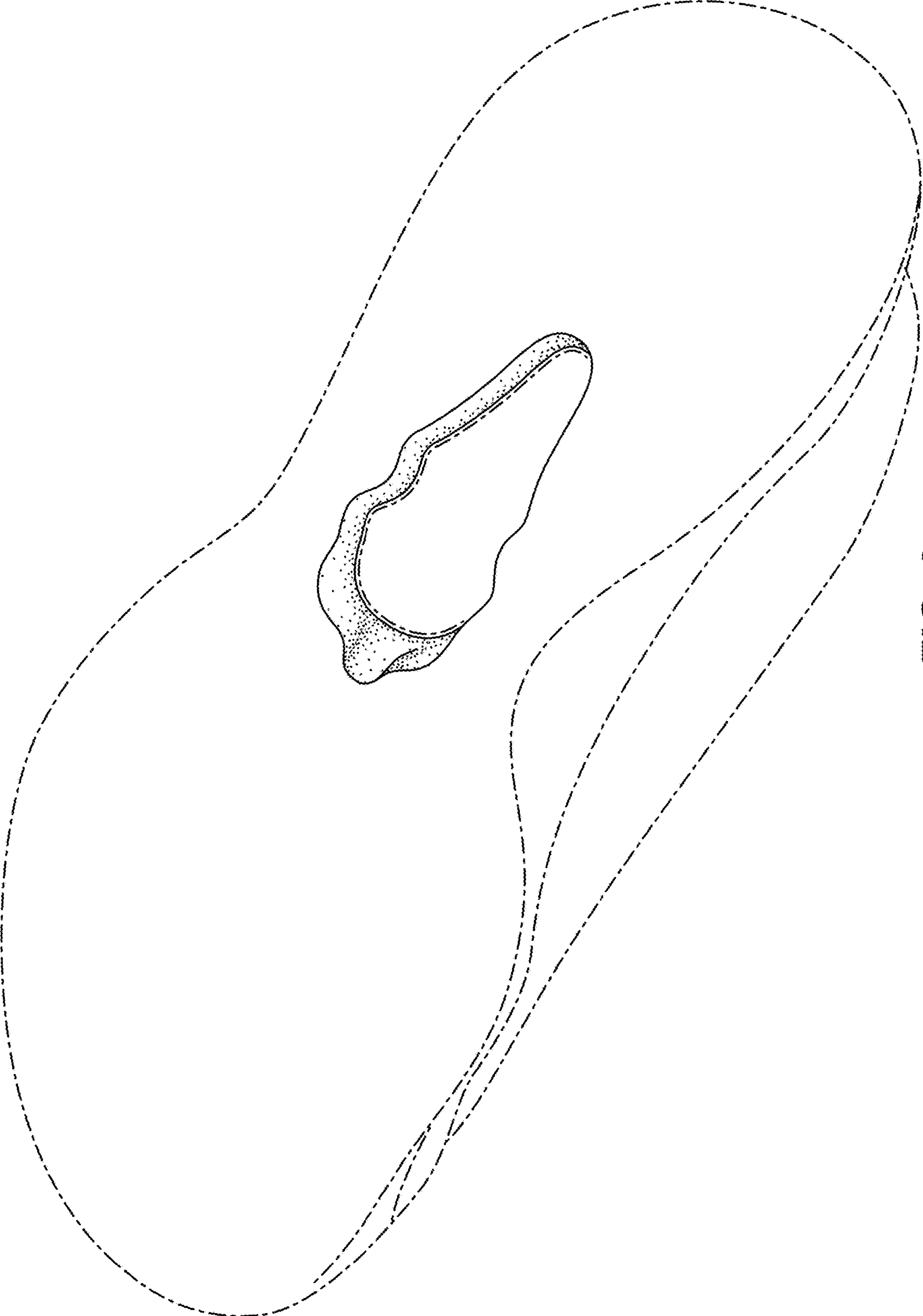


FIG. 3