



US00D922740S

(12) **United States Design Patent**
Post

(10) **Patent No.:** **US D922,740 S**
(45) **Date of Patent:** **** Jun. 22, 2021**

- (54) **SANDAL**
- (71) Applicant: **BIRKENSTOCK SALES GMBH**,
Vettelschoss (DE)
- (72) Inventor: **Uta Post**, Cologne (DE)
- (73) Assignee: **BIRKENSTOCK SALES GMBH**,
Vettelschoss (DE)
- (**) Term: **15 Years**
- (21) Appl. No.: **29/713,792**
- (22) Filed: **Nov. 19, 2019**

Related U.S. Application Data

- (62) Division of application No. 35/505,991, filed on Oct. 24, 2018 (U.S. filing date under 35 U.S.C. 384), and having an international filing date of Oct. 24, 2018, now Pat. No. Des. 880,116.

(30) **Foreign Application Priority Data**

- Apr. 26, 2018 (DE) 402018201495
- Apr. 26, 2018 (DE) 402018201498
- Apr. 26, 2018 (DE) 402018201500

- (51) **LOC (13) Cl.** **02-04**
- (52) **U.S. Cl.**
USPC **D2/916; D2/951**
- (58) **Field of Classification Search**
USPC D2/896-900, 902-908, 916-918, 946,
D2/951, 969, 972-974
CPC A43B 3/12; A43B 3/10
See application file for complete search history.

(56) **References Cited**

U.S. PATENT DOCUMENTS

- 2,451,372 A * 10/1948 Ballenger A43B 3/126
36/11.5
- 2,642,677 A * 6/1953 Yates A43B 3/126
36/11.5

- 3,275,002 A * 9/1966 Scholl A43B 7/1495
36/140
- 4,200,997 A * 5/1980 Scheinhaus A43B 3/126
36/11.5
- 4,446,633 A * 5/1984 Scheinhaus A43B 3/126
36/11.5
- 4,817,302 A * 4/1989 Saltsman A43B 3/122
36/11.5
- 5,228,216 A * 7/1993 Sargeant A43B 3/126
36/11.5
- D360,973 S * 8/1995 Bailey D2/916
- D370,555 S * 6/1996 Tong D2/916
- 6,021,585 A * 2/2000 Cole A43B 3/122
36/11.5
- 6,606,803 B1 * 8/2003 Ritter A43B 3/126
36/11.5
- 7,103,993 B2 * 9/2006 Sakai A43B 3/122
36/11.5
- D560,344 S * 1/2008 Belley D2/916
- D564,748 S * 3/2008 Belley D2/916
- D630,441 S * 1/2011 Wiwi D5/59

(Continued)

Primary Examiner — Rashida C. Walshon

(74) *Attorney, Agent, or Firm* — Fross, Zelnick, Lehrman & Zissu, PC; Charles T. J. Weigell, Esq.



(57) **CLAIM**

The ornamental design for a sandal, as shown and described.

DESCRIPTION

FIG. 1 is a right side view showing my design;
FIG. 2 is left side view thereof;
FIG. 3 is a front perspective view thereof;
FIG. 4 is a back view thereof;
FIG. 5 is a front view thereof;
FIG. 6 is a top view thereof; and,
FIG. 7 is a bottom view thereof.

1 Claim, 7 Drawing Sheets



(56)

References Cited

U.S. PATENT DOCUMENTS

D634,129 S * 3/2011 Gerlach D5/57
D640,064 S * 6/2011 Horn A44B 18/0011
D5/59
D878,718 S * 3/2020 Post D2/916

* cited by examiner




FIG. 1




FIG. 2



FIG. 3



FIG. 4

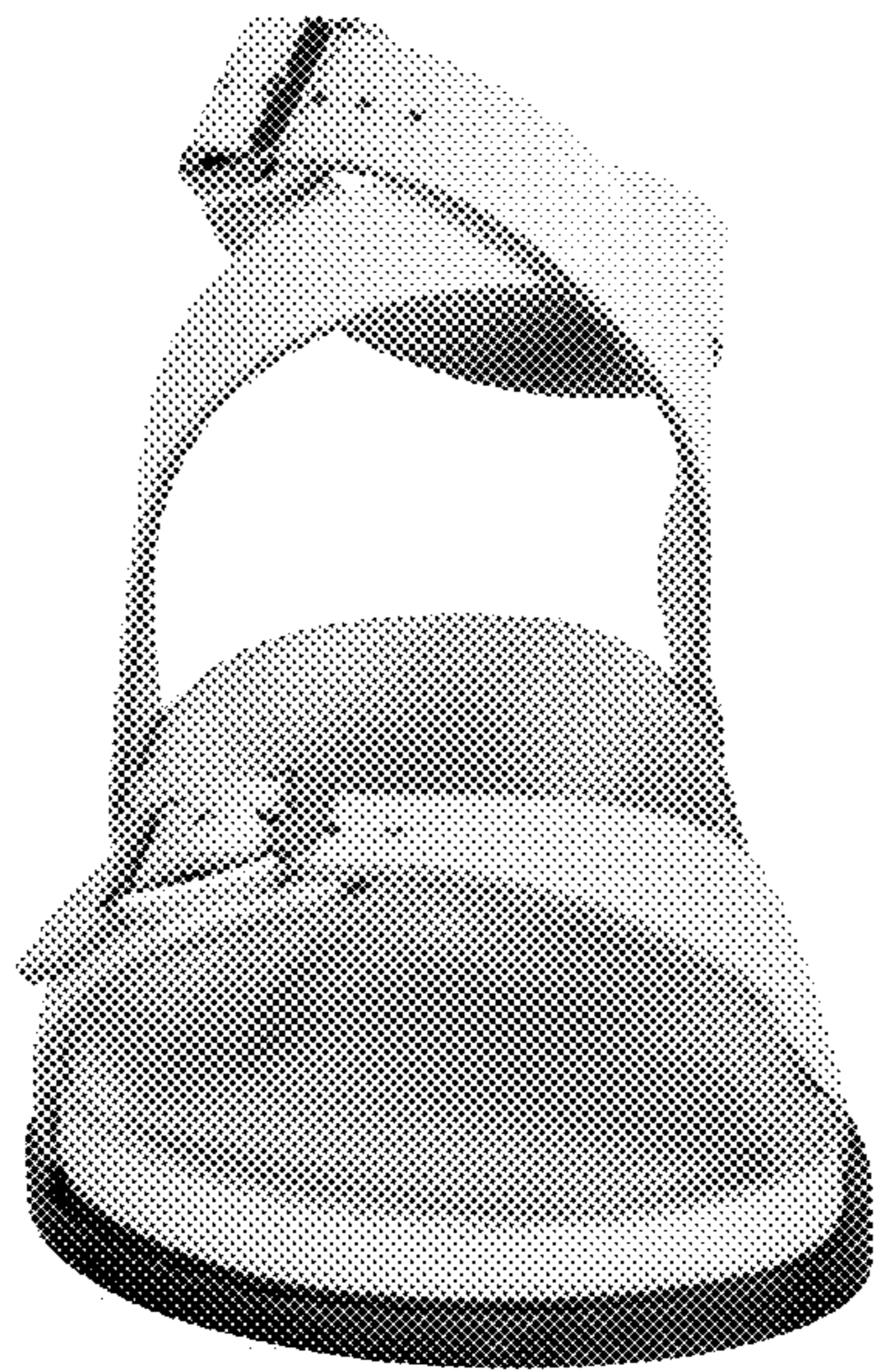


FIG. 5




FIG. 6




FIG. 7