

US00D922713S

(12) **United States Design Patent**
Zhang

(10) **Patent No.:** **US D922,713 S**
(45) **Date of Patent:** **** Jun. 15, 2021**

(54) **HANDLE ASSEMBLY**

(71) Applicant: **NINGBO TOPLEADER IMP & EXP CO., LTD.**, Ningbo (CN)

(72) Inventor: **Kai Zhang**, Ningbo (CN)

(**) Term: **15 Years**

(21) Appl. No.: **29/695,806**

(22) Filed: **Jun. 21, 2019**

(30) **Foreign Application Priority Data**

Apr. 17, 2019 (CN) 201930175332.7

(51) **LOC (13) Cl.** **07-05**

(52) **U.S. Cl.**
USPC **D32/50**

(58) **Field of Classification Search**
USPC D32/40-44, 46, 49-52; D4/104, 134,
D4/138; D30/158-159
CPC A47L 17/00; A47L 13/20; A47L 13/252;
A47L 13/24; A46D 3/00; A46B 9/00;
B08B 9/08; A61B 18/14; B25G 1/00;
B25G 1/04

See application file for complete search history.

(56) **References Cited**

U.S. PATENT DOCUMENTS

- 1,327,597 A * 1/1920 Greene B25G 1/04
279/93
- D220,917 S * 6/1971 Howerter D32/49
- 4,663,796 A * 5/1987 Helling B25G 3/20
15/144.2
- 5,375,286 A * 12/1994 Harrah F16B 2/22
15/147.1
- 6,470,529 B1 * 10/2002 Chang A45C 13/262
16/113.1
- D482,829 S * 11/2003 Vosbikian D32/45
- D487,174 S * 2/2004 Colman D32/45
- 6,988,291 B2 * 1/2006 Jurgens A47L 13/24
116/207

- D547,017 S * 7/2007 Van Landingham, Jr. D32/51
- D566,917 S * 4/2008 Renner D32/50
- D597,270 S * 7/2009 McNeil D32/51
- D653,931 S * 2/2012 Blanchard D8/107
- D670,150 S * 11/2012 Angel D8/107
- 8,316,502 B2 * 11/2012 Shao B25G 1/04
15/119.1
- D766,529 S * 9/2016 Kim D32/50
- 9,474,516 B2 * 10/2016 Clark A61B 17/0057
- D776,383 S * 1/2017 Reed D32/40
- D789,637 S * 6/2017 Dobson, III D32/51
- D796,133 S * 8/2017 Larouche D32/31
- 10,001,328 B1 * 6/2018 Parker F41A 3/72

(Continued)

FOREIGN PATENT DOCUMENTS

- CN 303080328 * 1/2015
- CN 305527343 * 1/2020
- EM 002724443-0004 * 6/2015

Primary Examiner — John R Yeh

(74) *Attorney, Agent, or Firm* — W&K IP

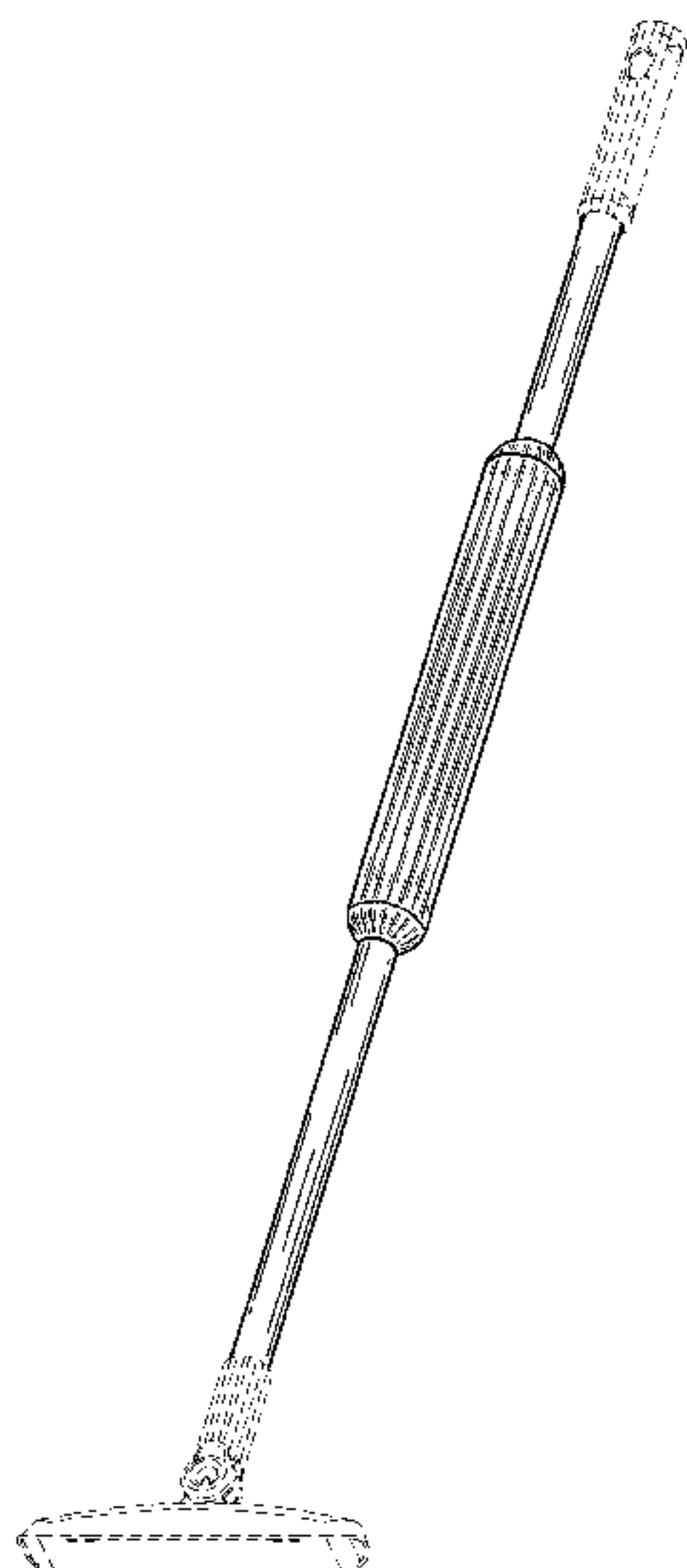
(57) **CLAIM**

The ornamental design for a handle assembly, as shown and described.

DESCRIPTION

FIG. 1 is a perspective view of a handle assembly, showing my new design;
 FIG. 2 is a perspective view showing the handle assembly in a position of use;
 FIG. 3 is a front elevational view thereof;
 FIG. 4 is a rear elevational view thereof;
 FIG. 5 is a left elevational view thereof;
 FIG. 6 is a right elevational view thereof;
 FIG. 7 is a top plan view thereof; and,
 FIG. 8 is a bottom plan view thereof.
 The broken lines in the drawings depict portions of the handle assembly that form no part of the claimed design.

1 Claim, 8 Drawing Sheets



(56)

References Cited

U.S. PATENT DOCUMENTS

10,231,594 B2 * 3/2019 Mangano A47L 13/20
10,271,692 B2 * 4/2019 West A47K 3/001
10,272,560 B2 * 4/2019 Monahan B21D 41/00
D853,670 S * 7/2019 Hu D32/40
10,549,415 B2 * 2/2020 Hughes B25G 1/102
10,624,447 B1 * 4/2020 Manning A46B 13/001
10,631,914 B2 * 4/2020 Sartor A61B 18/14
10,687,681 B2 * 6/2020 Mangano A47L 13/142
D906,096 S * 12/2020 Larouche D8/355
2001/0013150 A1 * 8/2001 Specht B25G 1/04
15/120.2
2003/0233718 A1 * 12/2003 Heathcock B25G 1/04
15/144.4
2003/0235463 A1 * 12/2003 Neumann B25G 3/18
403/329
2007/0248406 A1 * 10/2007 Stable A47L 9/244
403/379.4
2007/0256266 A1 * 11/2007 Michelson A47L 13/20
15/228
2009/0172906 A1 * 7/2009 Lee A47L 13/022
15/236.01
2009/0249569 A1 * 10/2009 Schouten A47L 13/23
15/144.4
2010/0218327 A1 * 9/2010 Chen A47L 13/142
15/228
2011/0274481 A1 * 11/2011 Chen A47L 13/20
403/109.1
2012/0159728 A1 * 6/2012 Suda B32B 5/26
15/104.93
2016/0256217 A1 * 9/2016 Hutchins A61B 17/320016
2019/0174979 A1 * 6/2019 Jang A47L 9/2884

* cited by examiner

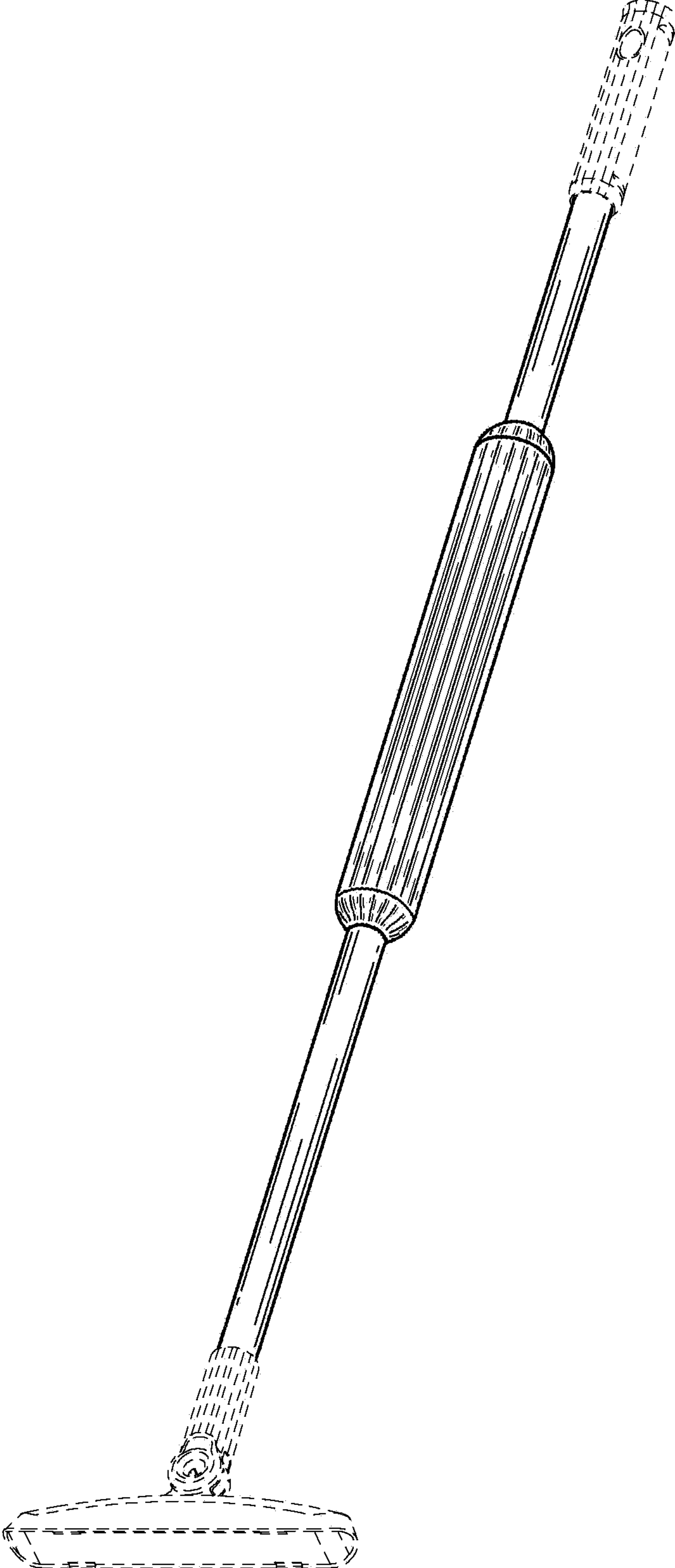


FIG. 1

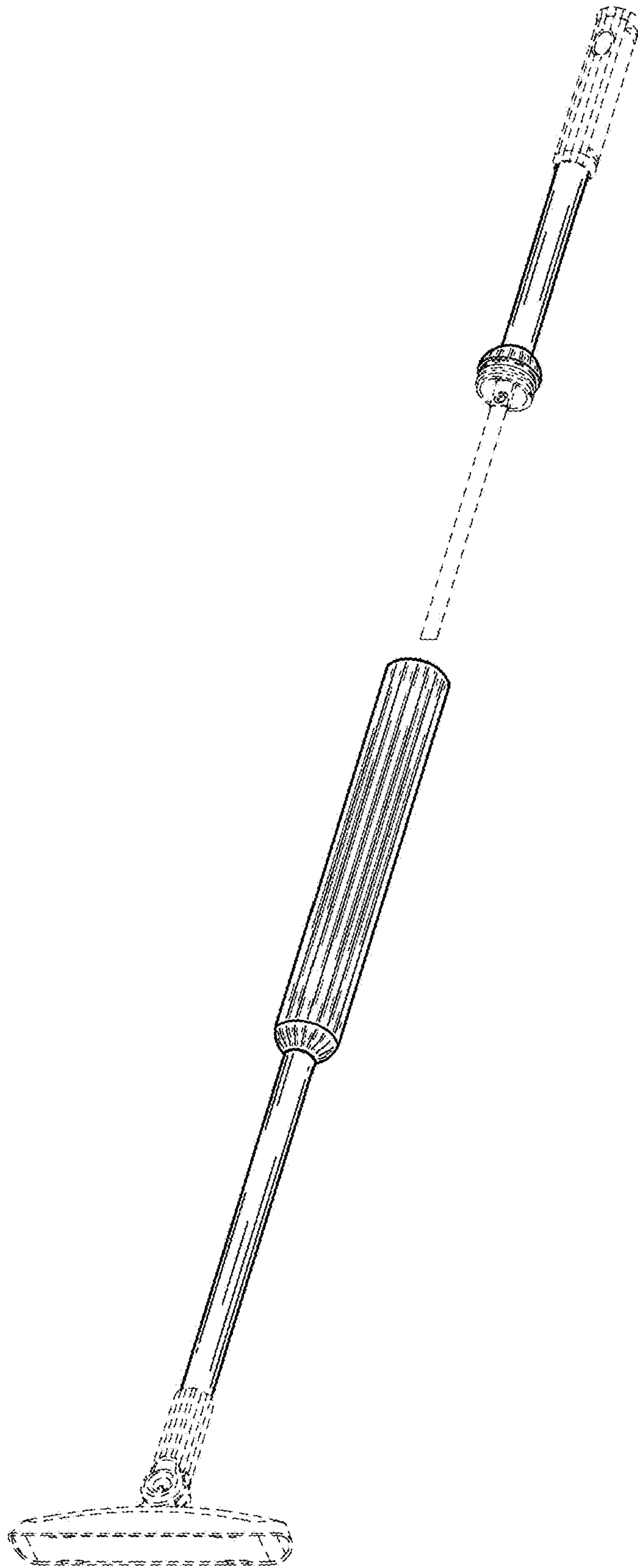


FIG. 2

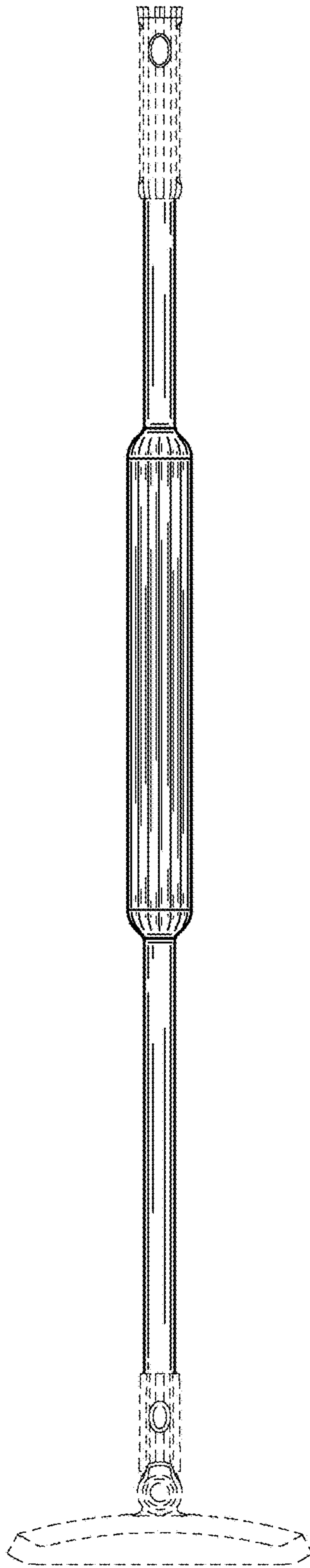


FIG. 3

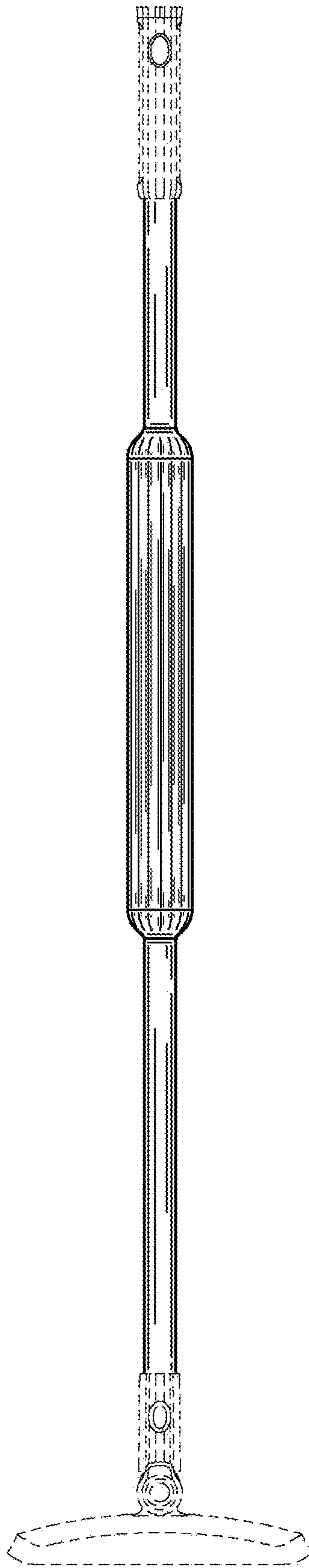


FIG. 4



FIG. 5




FIG. 6

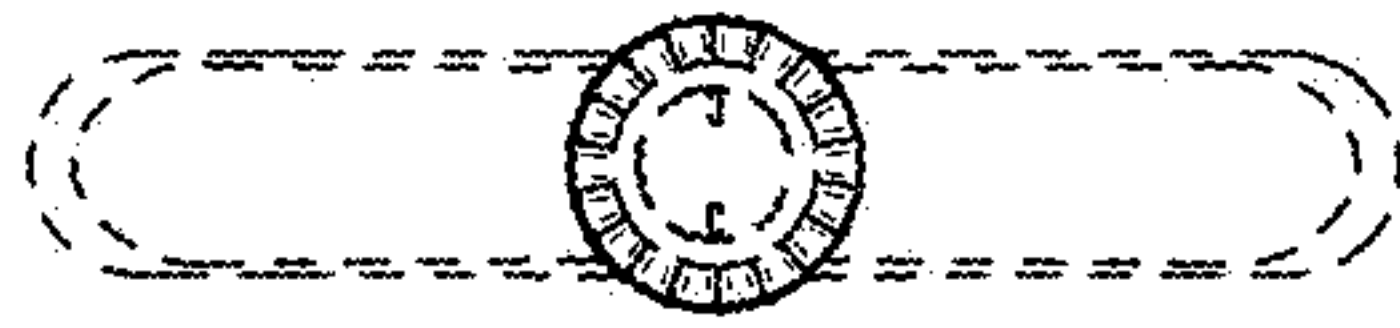


FIG. 7



FIG. 8