



US00D922708S

(12) **United States Design Patent**
Friesen

(10) **Patent No.:** **US D922,708 S**
(45) **Date of Patent:** **** Jun. 15, 2021**

- (54) **WEIGHT BAR CLEANING BRUSH**
- (71) Applicant: **Freezn Fitness LLC**, Eagle River, AK (US)
- (72) Inventor: **Kim Friesen**, Eagle River, AK (US)
- (73) Assignee: **Freezn Fitness LLC**, Eagle River, AK (US)
- (**) Term: **15 Years**
- (21) Appl. No.: **29/756,014**
- (22) Filed: **Oct. 23, 2020**

- D325,472 S * 4/1992 Premack D4/128
- D330,976 S * 11/1992 Tiramani D4/108
- D358,801 S * 5/1995 Vos D13/108
- D363,378 S * 10/1995 Fredricks D28/63
- D363,574 S * 10/1995 Laib D32/35
- 5,991,966 A * 11/1999 Sproule A47L 23/02
15/310
- D475,202 S * 6/2003 Hay D4/133
- D537,165 S * 2/2007 Leite D24/147
- D598,658 S * 8/2009 Peppard D4/199
- D682,497 S * 5/2013 Wargo D32/25
- D755,527 S * 5/2016 Gulamani D4/133
- D762,989 S * 8/2016 Buckley D4/132

(Continued)

Related U.S. Application Data

- (63) Continuation-in-part of application No. 29/678,706, filed on Jan. 30, 2019, now abandoned.
- (51) **LOC (13) Cl.** **07-05**
- (52) **U.S. Cl.**
USPC **D32/40**
- (58) **Field of Classification Search**
USPC D3/201, 272-274; D32/40-43, 1;
D7/546, 601-602, 354; D28/73; D4/123,
D4/127-128, 130, 133, 199
CPC B65D 43/02; A43B 3/00; A47L 13/10
See application file for complete search history.

References Cited

U.S. PATENT DOCUMENTS

- D25,775 S * 7/1896 Neubert D4/121
- 2,077,540 A * 4/1937 Logue A46B 5/04
401/7
- D156,473 S * 12/1949 Ackerman D4/121
- D218,269 S * 8/1970 Soper D4/199
- D242,053 S * 10/1976 Coons D4/199
- D293,742 S * 1/1988 Call D4/121
- D299,974 S * 2/1989 Schmitt 401/208
- D309,377 S * 7/1990 Taylor D4/130
- D309,378 S * 7/1990 Kiesz D4/121

OTHER PUBLICATIONS

Barbell cleaning video, upload date 2017, site visited Feb. 21, 2020.
https://www.youtube.com/watch?v=VyCZ3JSJ_Y8.*

Primary Examiner — John R Yeh
(74) *Attorney, Agent, or Firm* — Diamant Patent Law,
P.C.; Adam Diamant

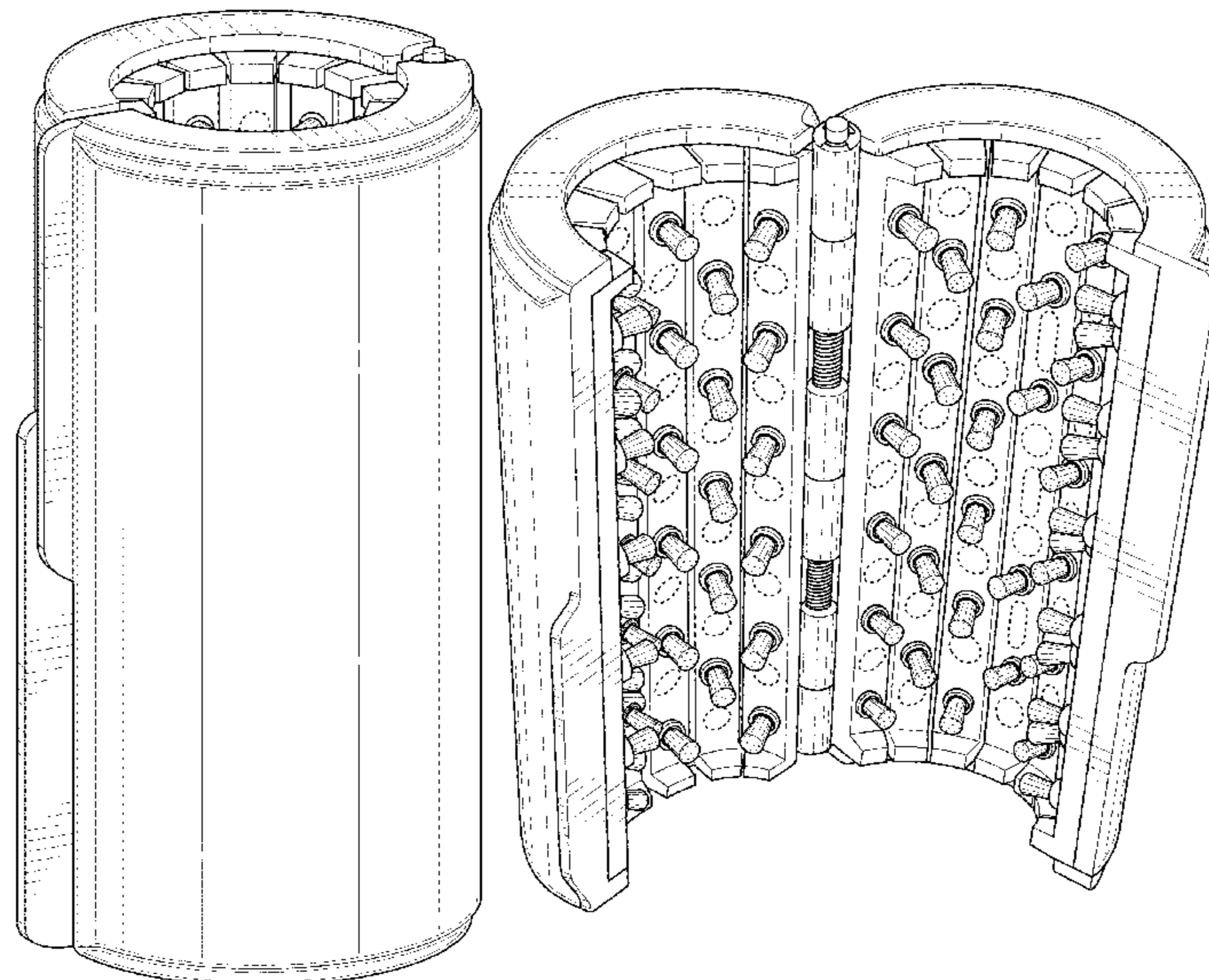
CLAIM

(57) The ornamental design for a weight bar cleaning brush, as shown and described.

DESCRIPTION

FIG. 1 is a front perspective view of a weight bar cleaning brush of my new design;
FIG. 2 is a front plan view thereof;
FIG. 3 is a rear plan view thereof;
FIG. 4 is a left plan view thereof;
FIG. 5 is a right plan view thereof;
FIG. 6 is a top plan view thereof;
FIG. 7 is a bottom plan view thereof; and,
FIG. 8 a perspective view of the weight bar cleaning brush in an open configuration.
The broken lines depict portions of the weight bar cleaning brush that form no part of the claimed design.

1 Claim, 7 Drawing Sheets



(56)

References Cited

U.S. PATENT DOCUMENTS

D792,711	S *	7/2017	Hou	D4/133
D848,155	S *	5/2019	D'Andreta	D4/116
D848,748	S *	5/2019	Sabet	D4/103
D871,770	S *	1/2020	Diener	D4/102
2002/0066150	A1 *	6/2002	Bigio	A46B 9/023
					15/160
2012/0222232	A1 *	9/2012	Conrad	A47L 5/36
					15/300.1
2012/0222240	A1 *	9/2012	Conrad	A47L 5/36
					15/347
2014/0366913	A1 *	12/2014	Cho	H01L 21/67046
					134/6

* cited by examiner

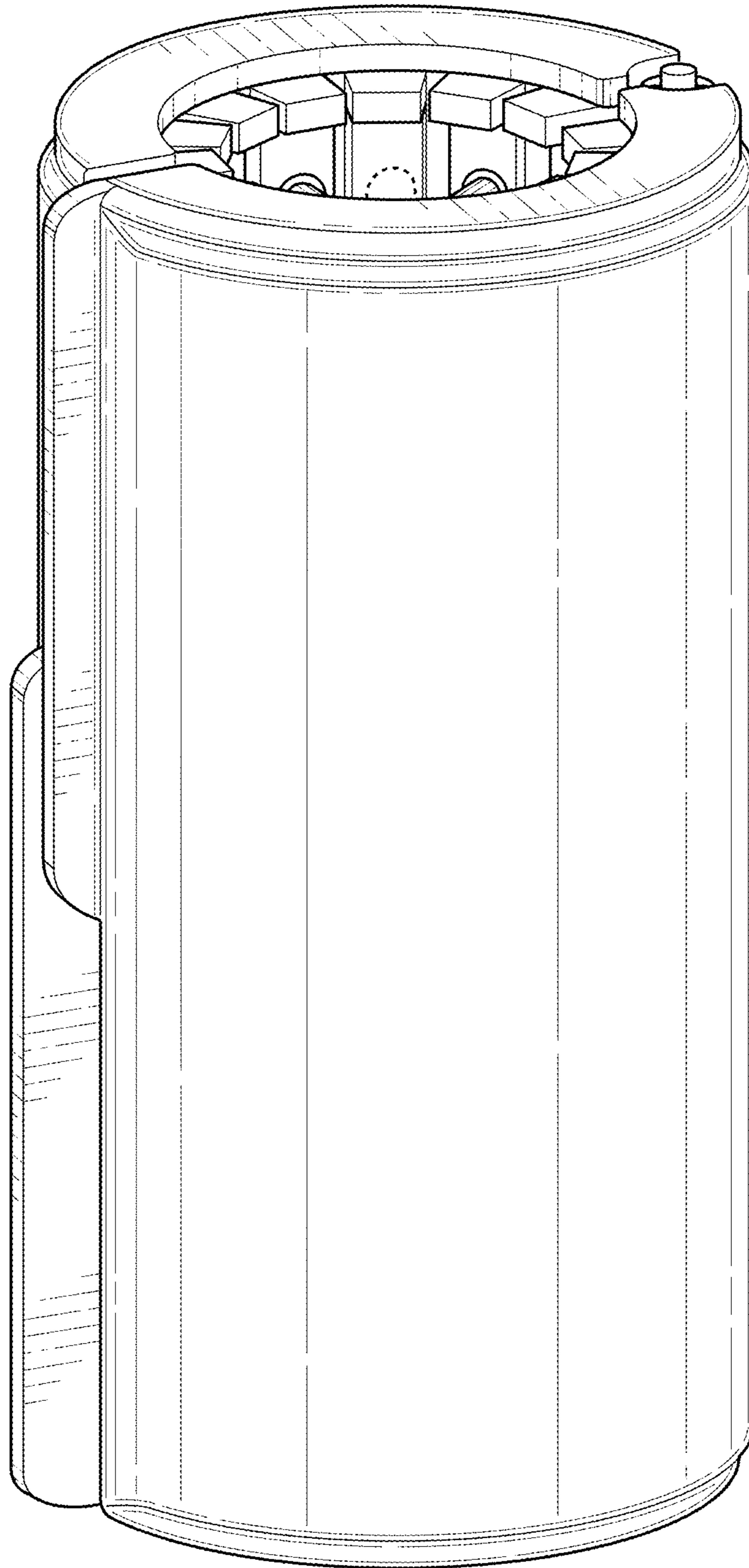


FIG. 1

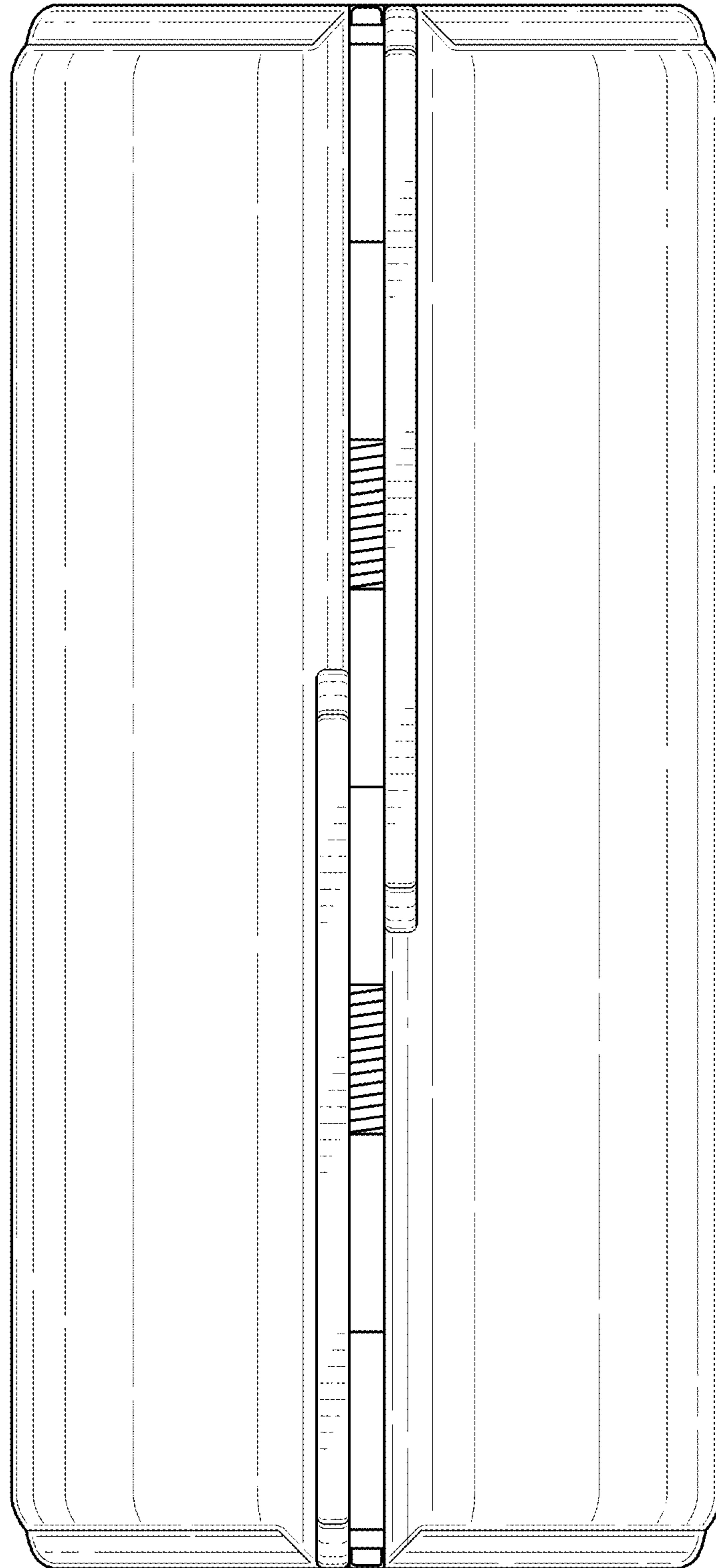


FIG. 2

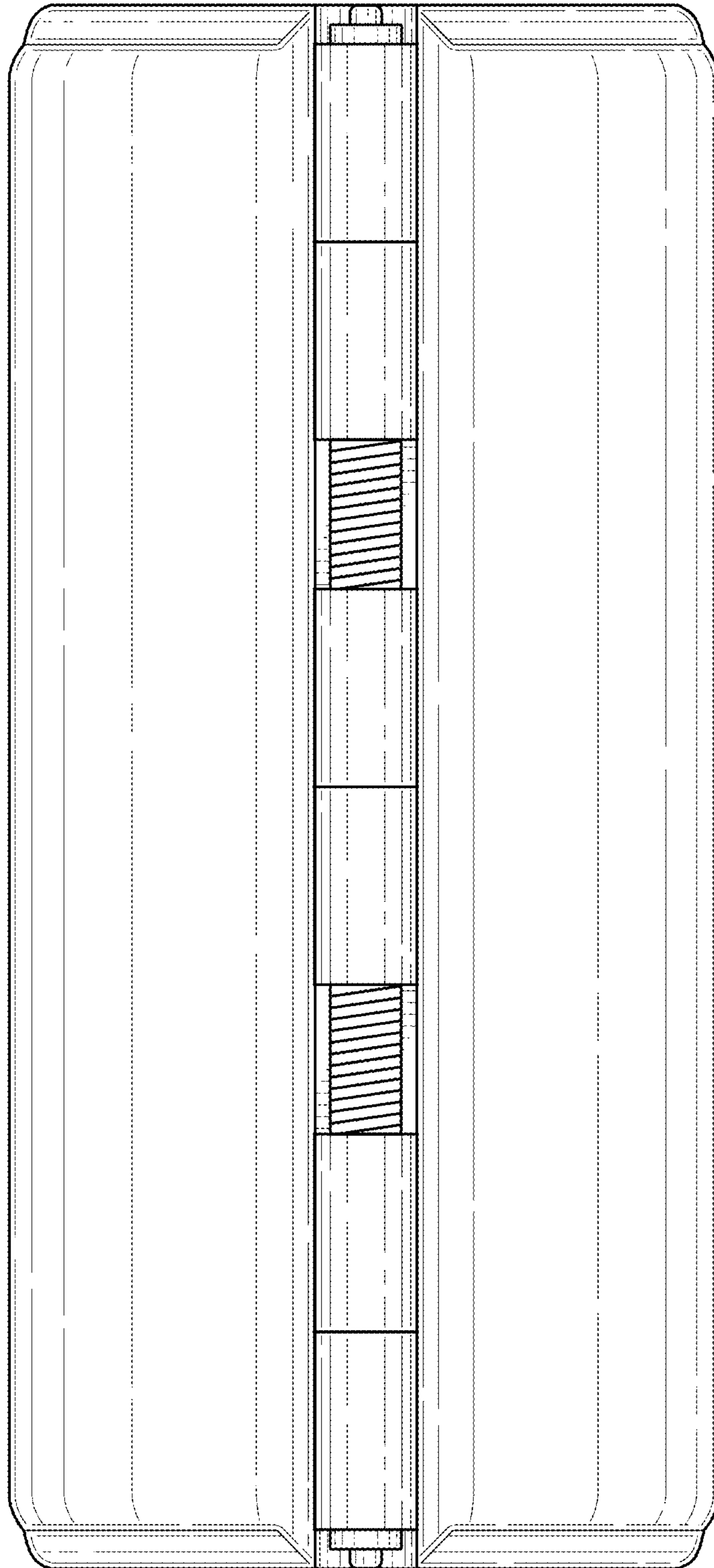


FIG. 3

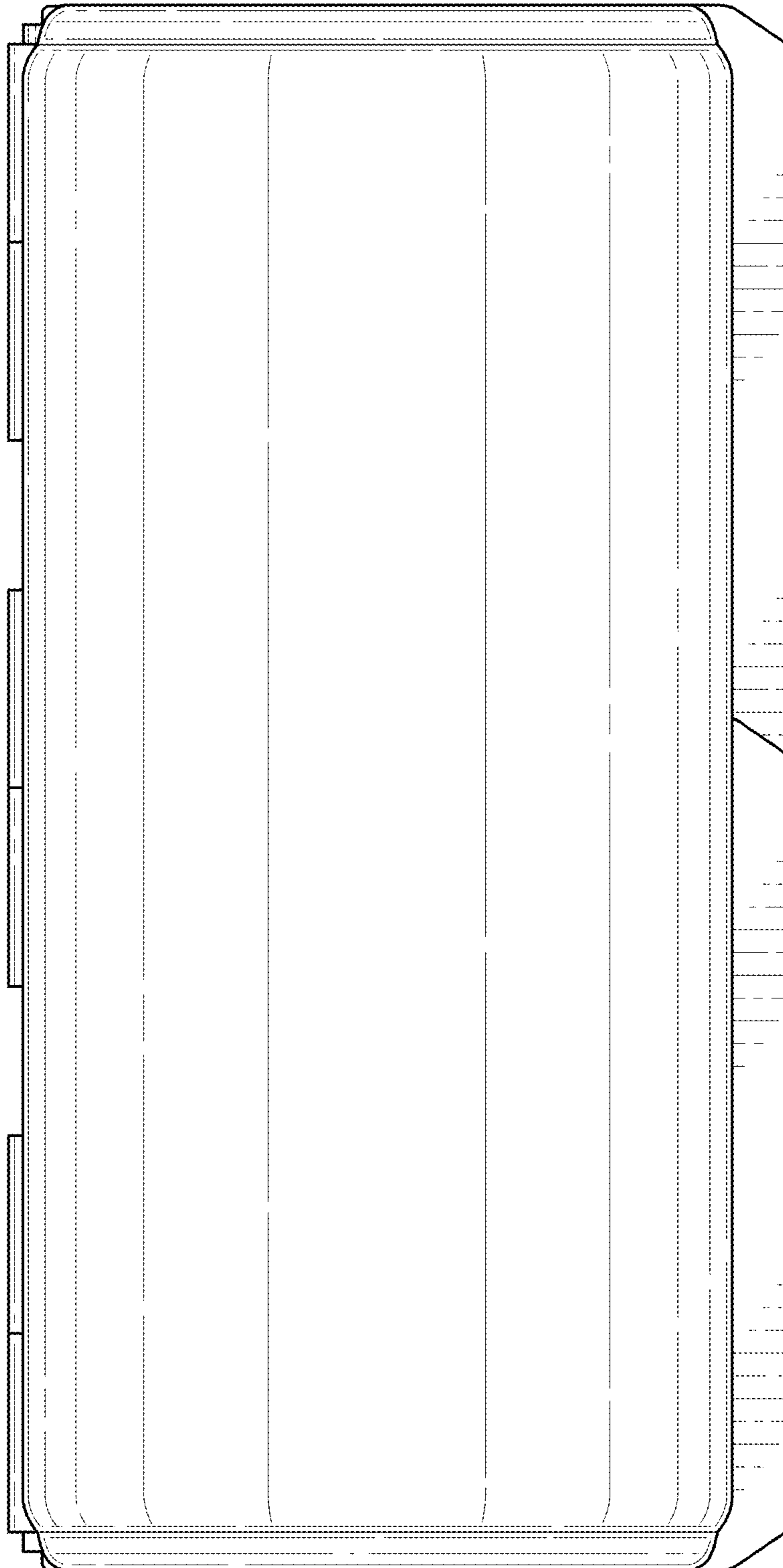


FIG. 4

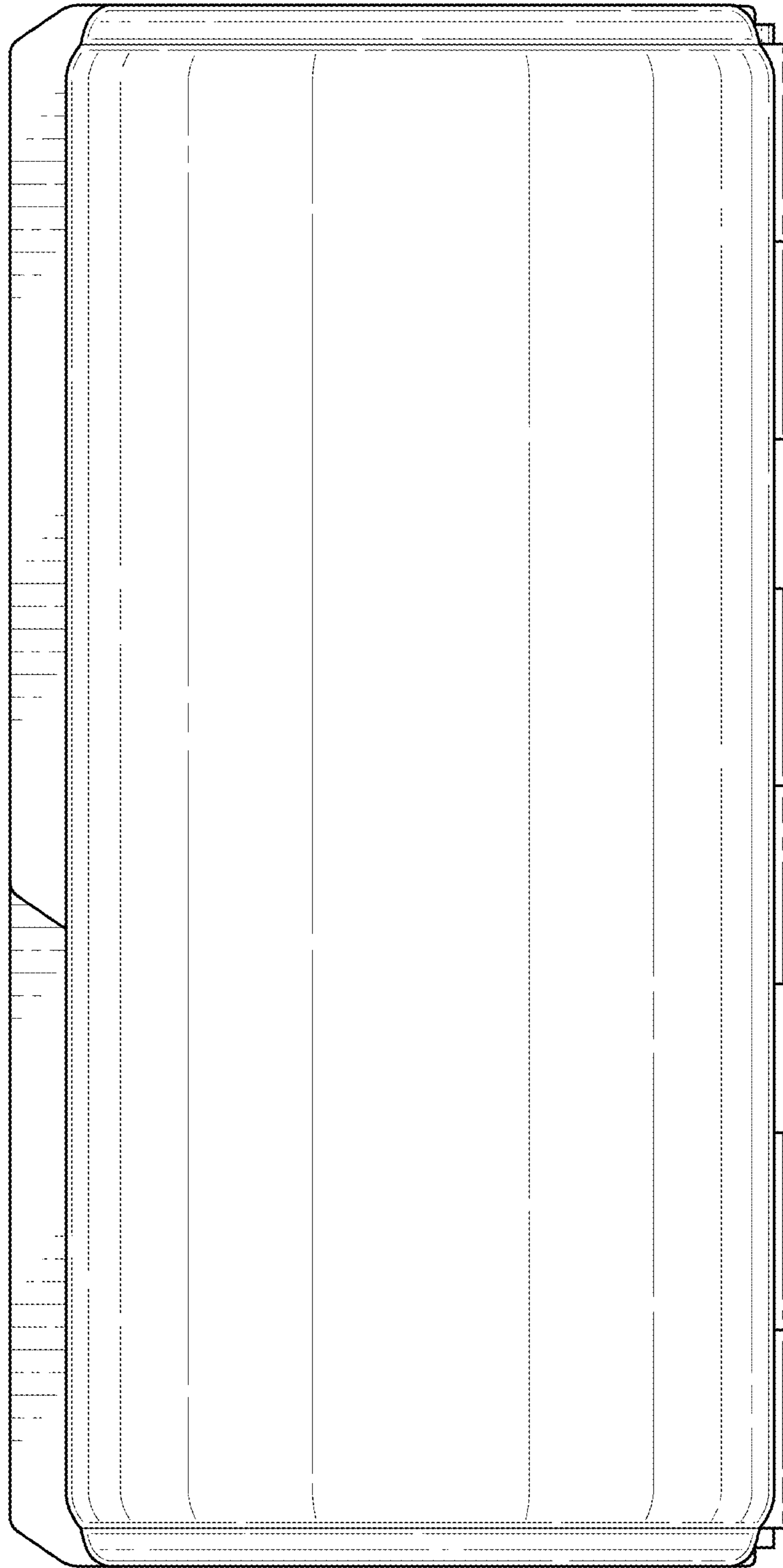


FIG. 5

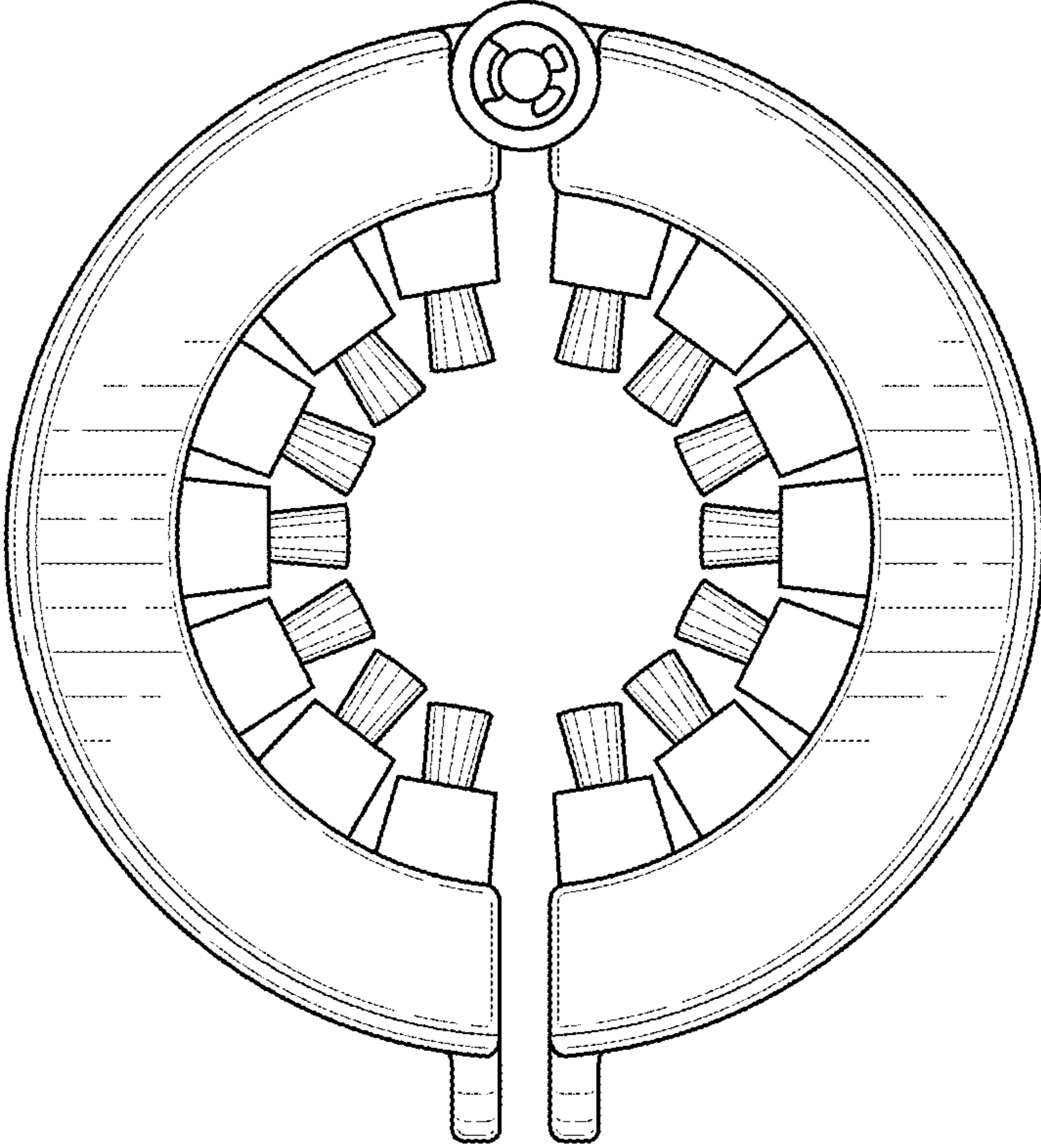


FIG. 6

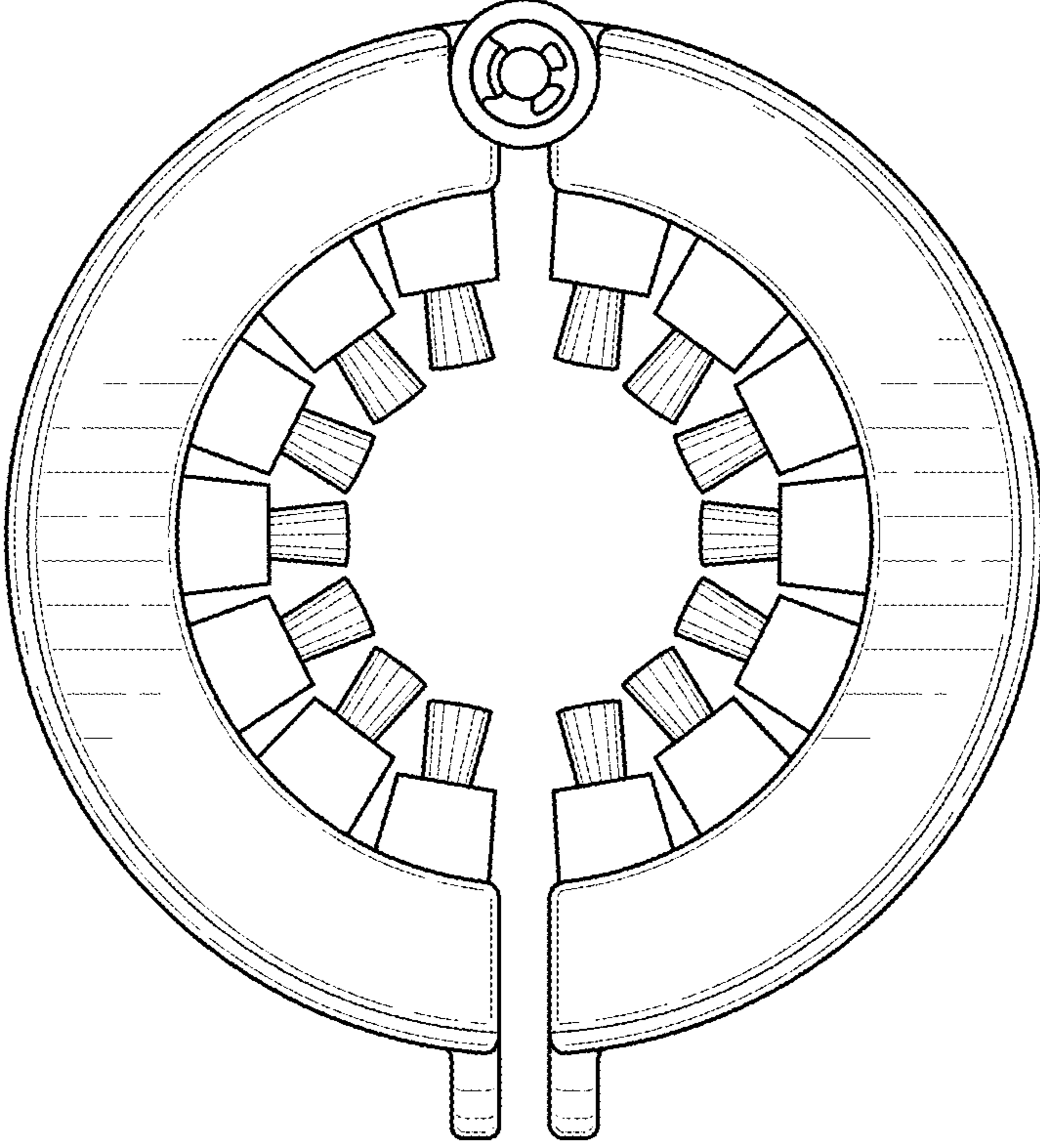


FIG. 7

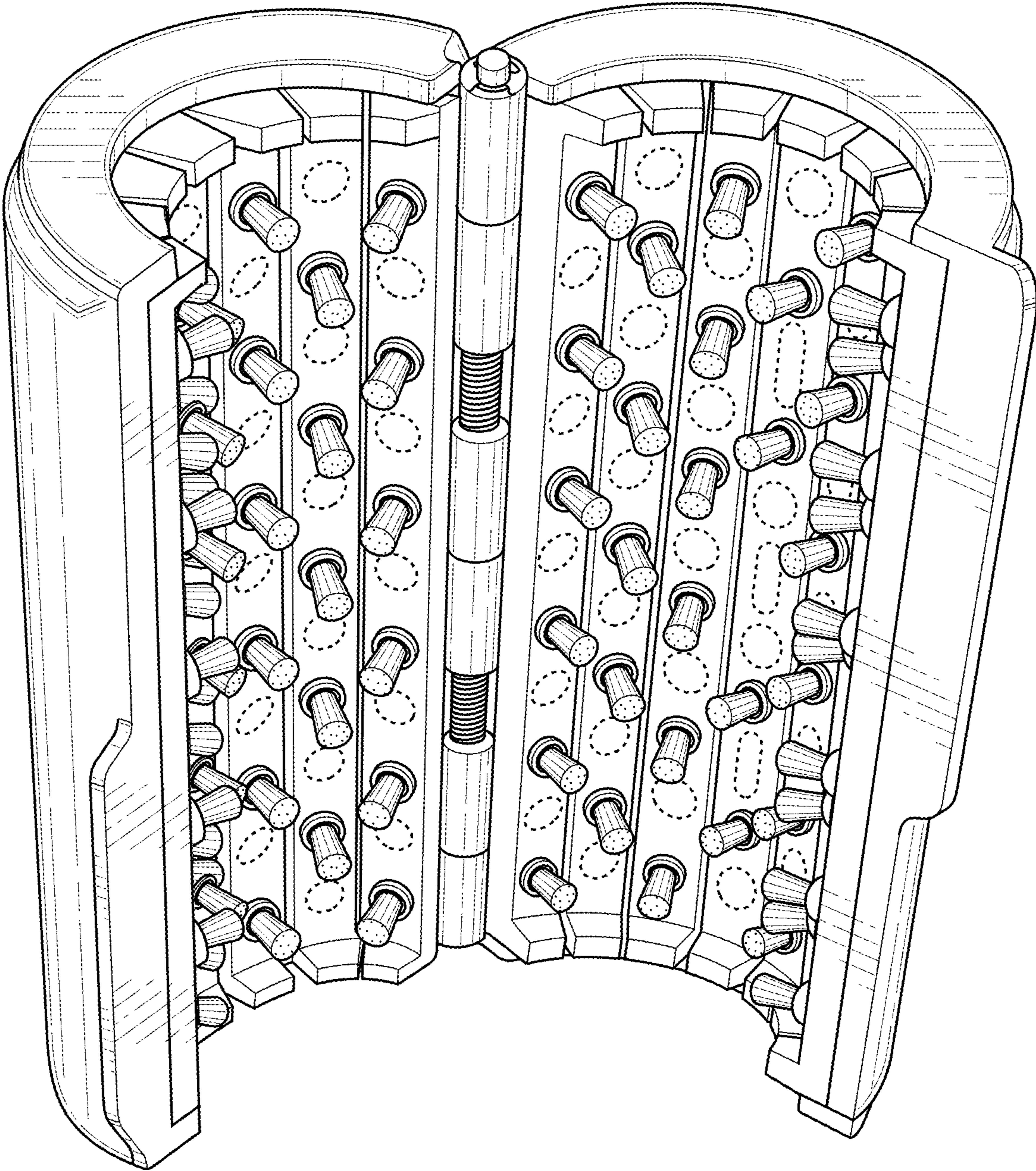


FIG. 8